

Included in this index are the following major groups in the order shown below:

TOOLS and JACK PARTS
SPEEDOMETER and TACHOMETER

WINDSHIELD WIPER, WINDSHIELD WASHER and RELATED PARTS
BUMPERS and RELATED PARTS, MIRRORS and RELATED PARTS

SHOCK ABSORBER
HEATER and AIR CONDITIONER

RADIO, STEREO TAPE, MULTIPLEX SYSTEMS
ACCESSORIES - MISCELLANEOUS

INDEX

SECTIONS 170 and 173 - TOOLS, JACK PARTS, SPEEDOMETER and TACHOMETER

PART NAME	GROUP NUMBER	PART NAME	GROUP NUMBER
Base assy. (jack)	17088	Kit (speedometer cable tip replacement)	17A254
Bezel assy. (speedometer)	17A260-1	Kit (tachometer mounting bracket)	17368
Bracket (jack stowage)	17A039-40	Lens (odometer)	17B251
Bracket (tachometer mounting)	17368	Lens (speedometer dial opening)	17259
Bushing (speedometer cable)	17A359	Lift ass'y. (bumper jack)	17115
Cable (speedometer)-for assy. see group 17260, for core see groups 17260 & 17262	17260 & 62	Mask (speedometer)	17318
Case (speedometer)	17289	Nut (speedometer cable)	17A360
	17302	Nut (speed control)	18A508
Casing & core assy. (speedometer drive)	17260	Oil seal (gear bearing)	17298
Clamp (wheel wrench & jack)	17091	Plate (tachometer mounting)	17B261
Column ass'y. (jack)	17084	Retainer (driven gear)	17292
Core (speedometer drive)	17262	Retainer (jack)	17A012
Dial & mask assy. (speedometer)	17A334	Retainer (odometer lens)	17B252
Dial assy. (speedometer front)	17A258	Retainer (speedometer case grommet)	17305
Gasket (speedometer case)	17303	Retainer (speedometer dial lens)	17A279
Gear ass'y. (driven)	17322	Spacer (speedometer dial)	17A317
Gear assy. (speedometer driven)	17271	Speedometer ass'y.	17255
Gear (driving)	17285		17282
Grommet (speedometer case)	17304	Spring (jack hold down)	17119
Handle (jack)	17032	Tachometer ass'y.	17360
Hook assy. (bumper jack)	17A003	Tachometer kit	17A326
Jack & base (bumper)	17080	Tee (tachometer)	17B308
		Tool (electrical terminal crimping)	17018
		Wrench (jack handle & wheel nut)	17032

SECTIONS 175-176 - WINDSHIELD WIPER, WINDSHIELD WASHER and RELATED PARTS

Adaptor (electric w/s wiper control co-ordinator)	17A474	Boot (wiper terminal seal)	17C440
Adaptor (windshield washer control cable)	17A607	Bracket (motor mounting)	17496
Adaptor (wiper arm pivot shaft)	17524	Bracket (windshield washer reservoir mounting)	17651
Arm & link ass'y. (electric w/s wiper)	17A464	Bracket (wiper control)	17C443
Arm & pivot shaft (mounting)	17566-7	Brush & terminal assy. (wiper motor)	17B566
Arm ass'y.	17526-7	Cable assy. (windshield washer control)	17A611
Arm (electric w/s wiper output)	17A436	Cam (electric windshield wiper motor)	17A461
Arm (windshield wiper drive)	17B545	Clip (windshield wiper adapter and connecting arm)	17531
Arm (windshield wiper mounting)	17540	Connector (vacuum pump to manifold tube)	17491
Armature (windshield wiper motor)	17A485	Connector (windshield washer hose reducer)	17A612
Bag (windshield washer)	17618	Connector (wiper motor hose)	17C472
Bezel (windshield wiper control)	18598	Control ass'y.	17470
Blade (windshield wiper)	17528	Control ass'y. (windshield washer)	17664
Blade (windshield wiper-less frame)	17593	Co-ordinator (windshield washer control)	17606
Body (auxiliary drive)	17579	Cover (reservoir)	17632

INDEX

SECTIONS 175-176 - WINDSHIELD WIPER, WINDSHIELD WASHER and RELATED PARTS - continued

PART NAME	GROUP NUMBER	PART NAME	GROUP NUMBER
Cover (windshield wiper switch wiring)	17A526	Plate (windshield wiper motor seal)	17C429
Cover (wiper gear)	17A511	Reservoir (windshield washer)	17618
Cup & magnet ass'y. (wiper motor)	17B584	Resistor & terminal ass'y. (wiper motor)	17B511
Fuse (electric vacuum pump)	14526	Retainer (windshield wiper switch)	17C491
Gasket (electric w/s wiper motor switch cover)	17471	Screw ass'y. (wiper motor shaft stop)	17A549
Gasket (silencer to hose)	2149	Seal (wiper pivot shaft)	17A475
Gasket (windshield wiper motor seal)	17C430	Shaft (electric w/s wiper output)	17A435
Gasket (wiper control)	17C448	Shield (connecting arm water)	17492
Gasket (wiper control indicator lens)	17C473	Shield (wiper motor water)	17C441
Gear & shaft ass'y. (wiper output)	17A434	Sleeve (windshield wiper motor switch)	17C428
Gear & stop ass'y. (electric w/s wiper output)	17A556	Slinger (wiper output shaft)	17C455
Gear ass'y. (electric w/s wiper motor input)	17A479	Spacer (windshield wiper mounting - outer)	17514-5
Grommet ass'y. (wiper motor mounting bracket)	17C431	Spacer (wiper pivot shaft inner)	17B588
Hose (windshield washer)	17543	Spring (electric w/s wiper cam return)	17A501
	17580	Spring (electric w/s wiper motor brush)	17B599
	17A605	Spring (washer control arm return)	17A639
Housing (pivot shaft)	17554-5	Switch & control (electric windshield wiper)	17B479
Housing (windshield wiper)	17A431	Switch ass'y. (windshield washer control)	17A625
Insulator (wiper motor water shield)	17C444	Switch (electric windshield wiper & washer)	17A553
Jet & bracket ass'y. (windshield washer nozzle)	17603	Switch (electric windshield wiper control)	17A555
Kit (cam replacement)-electric windshield wiper	17A500	Tee ass'y. (jar to hose)	17615
Kit (washer nozzle repair)	17A638	Tee ass'y. (windshield washer hose)	17587
Kit (windshield washer)	17A603	Tee (windshield washer hose)	17A601
Kit (windshield wiper armature & gear)	17C437	Tube ass'y. (wiper motor upper return)	17B476
Kit (windshield wiper kicker & shuttle repair)	17B483	Tube ass'y. (wiper motor return)	17B593
Knob ass'y. (control)	17513	Tube ass'y. (wiper pressure feed)	17B474
Lead ass'y. (electric w/s wiper motor)	17A499	Tube (vacuum to motor hose)	17536
Lens (wiper control indicator lamp)	17B471	Valve (windshield wiper motor vacuum check)	17522
Lever (wiper park switch)	17B549	Valve ass'y. (windshield washer control)	17A614
Motor ass'y. (windshield wiper)	17508	Washer (arm to pivot shaft)	17541
	17504	Windshield washer kit	17A603
Nozzle ass'y. (windshield washer jet)	17600	Windshield wiper motor kit (kicker and shuttle)	17B483
Nut (control)	17512	Wire (wiper motor ground)	17A425
Pin (windshield wiper motor)	17B563	Wiring & switch ass'y. (w/s wiper co-ordinator)	17B586
Pin (wiper motor contact operating)	17B564	Wiring ass'y. (electric w/s wiper switch to motor)	17B587
Plate & switch ass'y. (windshield wiper motor)	17B583	Wiring (windshield washer switch to motor)	17A622
Plate (windshield wiper motor mounting)	17B518		17A625
Plate (windshield wiper motor mounting)	17B517	Wiring (windshield wiper switch to ignition switch)	17A460

SECTION 176 - BUMPERS and RELATED PARTS - MIRRORS and RELATED PARTS

Absorber (bumper bar to impact bar)	17A924	Bracket (rear bumper center arm to floor)	17A910
Arm (front bumper)	17754-5	Bracket (rear bumper inner arm mounting)	17A750-1
Arm (front bumper center)	17182	Bracket (rear bumper outer arm anchor)	17852-3
Arm (front bumper-inner)	17766-7	Bumper (front)	17756-7
Arm (rear bumper)-center	17787	Bumper (rear)	17906
Arm (rear bumper)-center	17A753	Bumper (rear bumper reinforcement)	17B874
Arm (rear bumper outer)	17795-6	Button (inside rear view mirror)	17B722
Arm (rear view mirror)-inside	17690	Cap (rear bumper bolt)	17B898
Bar ass'y. (rear bumper impact outer)	17864-5	Deflector ass'y. (front bumper stone)	17748
Bar (rear bumper name plate)	17B847		17A878
Bezel ass'y. (rear bumper reflector)	17A850-1		17779
Bezel (outside mirror control)	17530	Deflector (front floor No. 2 cross member stone)	17A998
Bolt (bumper)	17758	Deflector (rear bumper stone end)	17836-7
Brace (front bumper end)	17204-5		17808
	17A820-1		17814
Brace (rear bumper arm support)	17A856-7		17A877
Bracket ass'y. (rear view inside mirror) ball stud	17698		17A961
Bracket (front license plate mounting)	17736	Filler (rear bumper impact bar)	17A970
	17A385	Filler (rear bumper to lower back panel)	17888-9

INDEX

SECTIONS 184,190 - HEATER and/or AIR CONDITIONER - continued

PART NAME	GROUP NUMBER	PART NAME	GROUP NUMBER
Clamp (heater hose)	18572	Lever (air conditioner & heater control switch actuating)	19A524
Collar & connector (heater inlet)	18A566	Medallion (register)	19A551
Compressor assy.	19703	Motor assy. (heater blower or rear defogger)	18527
Condenser core assy.	19710-12	Motor (air conditioner heater control)	18A318
Connector & plate (heater air inlet duct)	18A594	Motor (blower)	19805
Connector (heater inlet)	18A568	Nozzle (windshield defroster hose)	18490-1
Connector (heater plenum chamber to def. nozzle)	18A619-20	Nut (blower switch)	18545
Connector (heater plenum chamber to defroster nozzle)	19466	Pan assy. (evaporator drain)	19859
Connectors (refrigerant line)	19C705	Panel assy. (air deflector-A/C)	19B837
Control assy. (air conditioner & heater air)	19A522	Panel ass'y. (control)	18549
Control ass'y. (heater air)	18552	Panel (air conditioner evaporator case)	19A629
Control ass'y. (temperature)	18518		19802
Control (defroster and air)	18548		19803
Control (panel assy.)	19980		19A998
Control (temperature)	19988	Panel & retainer (heater control)	18A651
Core ass'y. (heater)	18476	Plate assy. (blower motor mounting-A/C)	19A598
Core assy. (evaporator)	19860	Plate assy. (heater core case)	18B279
Coupling (self sealing)-includes check valve	19B595-6	Plate assy. (heater motor mounting)	18564
Cover assy. (evaporator)-A/C	19B735	Plate (heater control trim)	18B312
Cover (blower motor dash panel opening)	19A795-6	Register (console panel)	19B704
Cover (heater motor dash panel opening)	18A475	Register (evaporator)	19A995
Cover (heater temperature reg. control opening)	18A465	Register (evaporator)-outer	19A671
Deflector (heater air outlet-left hand door)	18B416	Register (evaporator)-side	19A682
Deflector (heater housing)-air	18A607	Resistor (blower motor)	19A706
Dehydrator & receiver tank ass'y.	19959	Resistor (heater switch to blower motor)	18591
Door & hinge (heater air ventilation)	18A646	Retainer (evaporator register)	19B635
Door & housing plate assy. (heater air inlet)	18B306	Retainer (evaporator)-side register	19A683
Duct assy. (A/C evaporator case to connector)	19B737	Screen (evaporator water impingement)	19B562
Duct ass'y. (evaporator to instr. panel register)	19B680	Seal ass'y. (compressor crankshaft)	19655
Duct assy. (heater air inlet)	18B259	Seal (blower motor dash panel opening)	19A797
Elbow (heater hose)	18599	Seal (compressor shaft replacement)	19670
Fan ass'y. (heater blower)	18504	Seal (core tubes to evaporator case)	18A597
Gasket (blower motor mounting)	18583	Seal (evaporator case to blower housing)	19B582
Gasket (compressor discharge & suction fitting)	19604	Seal (evaporator case top panel to blower housing)	19B584
Gasket (compressor valve plate)	19B994	Seal (evaporator drain hose to floor)	19A989
Gasket (heater core tube)	18596	Seal (heater water control valve)	19460
Gasket (heater inlet)	18A596	Seal (tubes to dash panel)	19B588
Grille (air conditioner vent air outlet)	18A499		19B597
Guard (evaporator fan)	19742	Sight glass (evaporator liquid indicator)	19B673
Guide (heater regulator control lever)	18B257	Sleeve assy. (evaporator drain tube)	19B889
Heater and defroster (kit)	18455	Socket & wire assy. (control panel lamp)	18541
Hose assy. (compressor to condenser)	19972	Switch assy. (blower motor grounding)	19B914
Hose assy. (heater & defroster control-vacuum feed)	18A556	Switch assy. (damper door)	19B888
Hose (control motor vacuum supply)	18A358	Switch ass'y. (heater)	18578
Hose (defroster)	18556	Switch (blower)	19986
Hose (evaporator drain-air conditioner)	19858	Switch (temperature control)	19A945
Hose (heater duct to air valve)	19344	Tank & bracket assy. (vacuum reservoir)	19A566
Hose (heater temperature control vacuum inlet)	18666	Thermostat (evaporator temperature control)	19618
Hose (heater temperature control vacuum outlet)	18668	Trap (evaporator drain)	19998
Hose (heater water)	18472	Tube assy. (condenser inlet)	19C700
Hose (vacuum supply inlet)	19B649	Tube ass'y. (dehydrator to evaporator)	19835
Hose or tubing (refrigerant line)	19C708	Tube assy. (evaporator to compressor shut-off valve)	19867
Housing (compression crankshaft front bearing)	19697		19837
Insulator (evaporator case cover)	19B666	Tube assy. (heater-hot water)	18B402
Kit (air conditioner)	19700	Tube (blower housing to blower motor)	19A786
Kit (air conditioner drive modification)	19B969	Tube (heater core by-pass)	18B595
Kit (compressor gasket)	19B684	Tube (heater water outlet)	18663
Kit (heater door & air duct handle assy.)	18B578	Valve assy. (dehydrator and receiver tank)	19C573
Kit (radiator extra cooling)	19B969	Valve assy. (heater air temperature control)	18A545
Knob ass'y. (blower switch)	18513	Valve assy. (heater vacuum control)	18B357
Knob (air conditioner)	19A962	Valve ass'y. (heater water control)	18495
	19A966	Valve (compressor-high pressure)	19A990
	18519	Valve (compressor low pressure)	19752
Knob (control)			

INDEX

SECTIONS 184,190 - HEATER and/or AIR CONDITIONER - continued

PART NAME	GROUP NUMBER	PART NAME	GROUP NUMBER
Valve (evaporator expansion)	19849	Wire assy. (heater control)	18B604
Valve (heater temperature regulator)	18502	Wire assy. (temperature control switch supply lead)	19B570
Valve plate (compressor)	19656	Wire assy. (temperature switch to blower switch)	19B572
Valve (vacuum check)	19A563	Wire assy. (temperature switch to thermostat)	19B571
Venturi (air conditioner control)	19C747	Wiring (blower switch feed)	19945
Wheel (blower)	19834	Wiring (thermostat to clutch)	19A885
Wire assy. (clutch coil lead)	19B573		

SECTION 184, 190 - RADIO, STEREO TAPE, MULTIPLEX SYSTEMS

Bezel (radio control)	18842	Knob assy. (radio receiver)	18817
Chassis assy. (radio receiver)	18810	Knob (rear seat speaker fader control)	18958
Clamp (radio antenna hose)	18954	Mast ass'y. (radio antenna replacement)	18A886
Control assy. (rear seat speaker volume or fader control)	18972	Radio assy.	18805
Disc (radio receiver tone control)	18830	Resistor (radio suppression choke)	18A952
Fader control (radio speaker)	18972	Screen assy. (rear seat speaker)	18821
Grille assy. (speaker)	18978	Speaker assy. (radio receiver)	18808
Grommet (antenna lead-in seal)	18912	Stanchion ass'y. (radio antenna)	18919
		Switch & wiring (radio receiver to rear seat speaker)	18A900

SECTIONS 184 and 190 - ACCESSORIES AND/OR MISCELLANEOUS

Air conditioner kit	19700	Engine shampoo (cleaner & degreaser)	▲19A536
Air conditioner-radiator extra cooling kit	19B969	Fabric (tint)	▲19A542
Body repair kit (filler-polyfiller)	▲19A547	Fire extinguisher kit	19B540
Body sealer or calking cord	▲19560	Fire extinguisher (recharge-chemical)	19C505
Body undercoating	▲19515	Fitting kit (quarter panel wheel opening)	18974
Bracket & wire (glove compartment lamp)	18233	Flare kit (reflector)	19E500
Brake & hydraulic clutch fluid	▲19542	Fluid (auto transmission & power steering)	▲19582
Bumper guard	17984-96	Fluid (speed control device)	▲19577
Citizens band transceiver	18805	Ford permanent anti-freeze & coolant	▲19549
Cleaner (all purpose)	▲19523	Gas line (anti-freeze)	▲19C544
Cleaner (automotive glass or convertible window)	▲19C507	Grease (bearing lubricant)	▲19590
Cleaner (body polish & wax)	▲19519	Grease (polyethylene)	▲19584
Cleaner (bright metal)	▲19522	Heater & defroster kit	18455
Cleaner (carburetor & combustion chamber)	▲19579	Highway safety kit	19F515
Cleaner (cooling system)	▲19A503	Ice & snow traction (improver)	▲19C544
Cleaner (leather & vinyl)	▲19521	Kar Klean (all purpose trim cleaner)	▲19525
Cleaners (body)	▲19520	Kit (coach joint sealer repair)	▲19562
Clear Plastic/Chrome-Aluminum/Argent-Sprays	▲19000	Kit (sealing-windshield, back window, backlite)	▲19562
Clear plastic coating	▲19000	Kit (simulated vinyl roof paint)	▲19000
Cloth (dusting-polishing)	▲19517	Latch lubricant	▲19587
Clothes rod (adjustable)	19D536	Lens (glove compartment lamp)	18263
Color reconditioner (air dry auto upholstery)	▲19A542	License plate frame	17A387
Color reconditioner (rubber sealer paint)	▲19A537	Litter basket-kit	19D504
Compound (body washing detergent)	▲19B521	Lock (rear door)-safety	18333
Compound (speedometer-magnet shaft hole)	▲19581	Lubricant (differential gears & washer)	▲19580
Contact adhesive	▲19B508	Lubricant (distributor cam)	▲19D530
Crankcase conditioner & rust inhibitor	▲19579	Lubricant (hypoid additive)	▲19B546
Crankcase oil conditioner	▲19579	Lubricant (hypoid gear)	▲19580
Cream (polyfiller heardener)	▲19B542	Lubricant (multi-purpose)	▲19590
Custom auto wax & Blue Coral sealer	▲19534	Lubricant (special purpose)	▲19589
Deflector kit (mud & stone)	16D576	Lubricant (standard 3 & 4 speed transmission)	▲19C547
De-icer (windshield)	▲19C544	Lubricant (steering gear)	▲19578
Dye (convertible top dressing)	▲19510	Lubricant (steering linkage)	▲19590
Dye (leather & vinyl)	▲19A540	Lubricate (all purpose lubricant)	▲19584
Dye (nylon)	▲19A538	Luggage carrier cover kit	19B507
Dye (plastic)	▲19A541	Medallion kit (front fender)	19D531

▲ Refer to Paint Section

INDEX

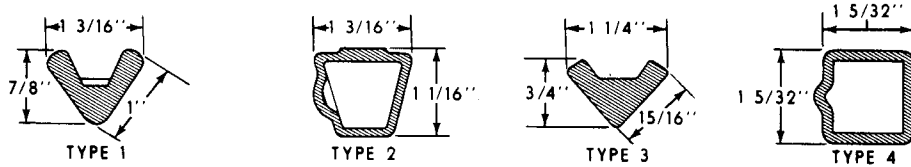
SECTIONS 184 and 190 - ACCESSORIES AND/OR MISCELLANEOUS - continued

PART NAME	GROUP NUMBER	PART NAME	GROUP NUMBER
Mirror & bracket assy. (inside rear view)	17700	Rust remover (body)	▲19F501
Mirror kit (outside rear view)	17696	Sealer (automatic trans. & power steering)	▲19C548
Motor oil	▲19579	Sealer & filler (silicone rubber)	▲19562
Pad assy. (buffing)	▲19517	Sealers (all types)	▲19554
Paint assortment (enamel or lacquer)	▲19503	Seat belt bracket kit	18621
Parts cleaner (immersion)	▲19A501	Selective call	18801
Patch (rubber cement)	▲19A537	Silicone lubricant	▲19553
Plastic tint	▲19A539	Solvent (windshield washer)	▲19550
Porcelainize liquid	▲19528-9	Speedometer cable grease	▲19581
Power supply-CB transceiver	18800	Step kit (rear bumper)	17B820
Protector pellets (cooling system)	▲19558	Spot remover (chlorothene cleaner)	▲19521
Putty	▲19B542	Tachometer kit	17A326
Radiator rust inhibitor & water pump lubricant	▲19546	Tachometer mounting bracket kit	17368
Radio antenna kit	18813	Tape (electric insulating)	▲19628
Radio condenser kit	18827	Tape (pressure sensitized)	▲19A547
Radio kit	18805	Tape (vinyl foam)	▲19627
Radio transmitter case (receiver carrying)	18809	Tinting assortment	▲19E548
Reconditioners (silicone polish-Blue Coral treatment)	▲19530	Tissue dispenser kit	19A549
Reflector (driveway marker)	19C510	Tone alert-CB transceiver	18801
Refrigerant (air conditioner)	▲19B519	Trim cement (vinyl adhesive)	▲19C525
Rubber cement	▲19552	Triple clean (leathers-vinyls-fabric)	▲19526
Ru-Glyde (rubber lubricant)	▲19583	Tube (carburetor to governor)	18216
Rust penetrant & inhibitor	▲19A501	Vacuum cleaner kit	19E521
		Windshield washer kit	17A603
		Wiring & socket assy. (ash receptacle lamp)	18981

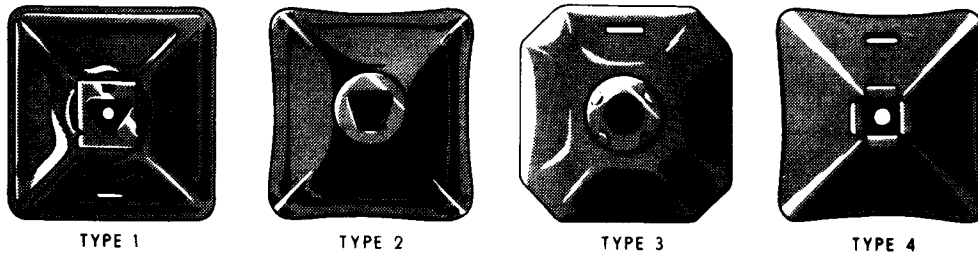
YEAR	MODEL	DESCRIPTION	QTY.	PART NUMBER
17A003 HOOK ASSY. - BUMPER JACK - Also refer to Group 17115				
- A -				
63	A	Service only in assy. - Refer to Group 17080	1	★
64	A		1	C4AZ 17A003-A
- B -				
62/63	B	1 1/2" wide	1	C2DA 17A003-A
64	B		1	C4OZ 17A003-A
- S -				
61/63	S		1	C1SS 17A003-C
64/	S		1	C4SZ 17A003-A
- X -				
62/63	X	1 1/2" wide	1	C2DA 17A003-A
62/63	X	2" wide	1	C2DZ 17A003-B
64/	X		1	C4DZ 17A003-A
17A012 RETAINER - JACK - Improvise locally				
60/63	X(54, 58, 62, 63, 64, 76)	V-shape-on center floor pan-improvise from 1" steel strap	2	★
17018 TOOL - ELECTRICAL TERMINAL CRIMPING OR CONTACT EXTRACTION				
60/	A, B, S, X		AR	B9A 17018-A
64/	A, B, S, X	Contact extraction tool	1	C4AZ 17018-B
17032 WRENCH - JACK HANDLE and WHEEL NUT				
60/	A, B, S, X		1	C2SZ 17032-C
17A039-40 BRACKET - JACK STOWAGE - Unless listed - Improvise locally				
61/63	S	Front	1	C1SB 17A039-A
		Rear	1	C1SB 17A040-A
64/	S	Front	1	C4SZ 17A039-A
		Rear	1	C4SZ 17A040-B

▲ Refer to Paint Section

YEAR	MODEL	DESCRIPTION	QTY.	PART NUMBER
17060 PANEL - FRONT BUMPER IMPACT BAR TO RADIATOR GRILLE FINISH				
60	S		1	C0SB 17060-A
		Bolt (panel to grille)-1/4"-20 x 1/2"	2	20308-S7(B40)
		Bolt (panel & deflector to grille)	5	
		Washer-flat-1/4"	5	44719-S8(X17)
		Nut-No. 10-24	7	34053-S8(M156)
		Lockwasher-No. 10	7	34903-S8(X96)
		Nut-1/4"-20	7	33795-S7(M49)
		Lockwasher-1/4"	5	34805-S8(X62)
17080 JACK and BASE ASSY.				
- A -				
60	A		1	C0DZ 17080-A
63	A		1	C1AA 17080-A
61	A		1	C2AZ 17080-A
62	A		1	C4AZ 17080-A
64	A		1	C4AZ 17080-A
- B -				
62/63	B		1	C0DZ 17080-A
64/	B	Similar to type 8 base	1	
- S -				
60	S	Use B9SS 17084-A & B7A 17088-A	1	★
61/	S	Universal-chain lift (heavy duty)	1	C5AZ 17080-C
- X -				
60/	X		1	C0DZ 17080-A
17084 COLUMN ASSY. - JACK				
60	S	Use with B7A 17088-A base	1	B9SS 17084-A

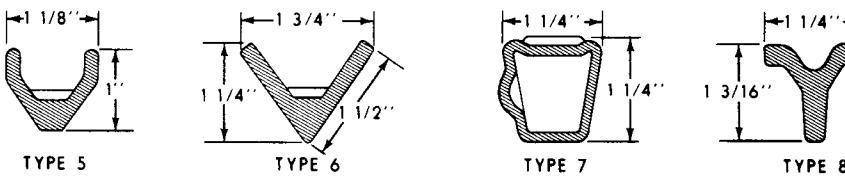


CROSS SECTION VIEW OF JACK COLUMNS

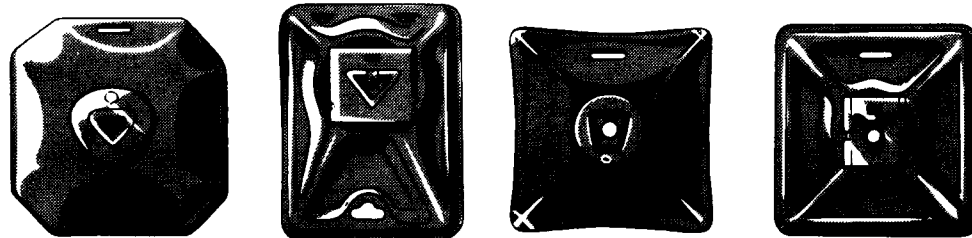


TYPE 1 TYPE 2 TYPE 3 TYPE 4

JACK BASE TYPES



CROSS SECTION VIEW OF JACK COLUMNS



8-66 TYPE 5 TYPE 6 TYPE 7 TYPE 8

JACK BASE TYPES

YEAR	MODEL	DESCRIPTION	QTY.	PART NUMBER
17088 BASE ASSY. - JACK				
- A -				
60/62	A	Type 1	1	C0AA 17088-C
60/62	A	Type 8	1	C0AA 17088-B
63/	A	Similar to type 7	1	C3AZ 17088-A
64/	A	Type 4	1	C4AZ 17088-B
- B -				
60/63	B	For T shaped column	1	C0DD 17088-A
63	B	Long tapered-box type	1	C3OZ 17088-A
63	B	Short tapered-box type	1	C3OZ 17088-B
- B -				
64	B	Type 4	1	C4OZ 17088-C
64/	B	Similar to type 7	1	C3AZ 17088-A
- S -				
60	S	Type 8-stamped AJ-C	1	B7A 17088-A
61/63	S	Type 8	1	C0AA 17088-B
61/63	S	Type 1	1	C0AA 17088-C
64/	S	Similar to type 7	1	C4SZ 17088-B
- X -				
60/63	X	For T shaped column	1	C0DD 17088-A
62/63	X	Similar to type 7-service only in C0DZ 17080-A assy.	1	★
64/	X	Similar to type 7	1	C3AZ 17088-A
64/	X	Type 4	1	C4OZ 17088-C
17091 CLAMP - WHEEL WRENCH and JACK -Also refer to Groups 1446 & 17A012				
60/63	A	"Before 4/1/63"	1	C0AB 17091-A
62/	B(except S/W)		1	
63/	A	"From 4/1/63"	1	C3AZ 17091-A
63	A(63, 76)		1	
17115 LIFT ASSY. - BUMPER JACK Also refer to Group 17A003				
60	S		1	B8S 17115-A
17119 SPRING ASSY. - JACK HOLD DOWN				
60/	S		1	BAE 17119-A
61/	S	Screw (spring to frt. and rear brkt.)- No. 14-10 x 5/8"	2	31498-S8(U253B)
		Flatwasher-1/4"	2	44719-S8(X17)
63/	S	Flatwasher (spring to frt. & rear brkt.)- No. 16-1/4"	2	44720-S8(X18)
17182 ARM - FRONT BUMPER CENTER				
60	S		1	B8S 17182-A
		Bolt (arm to body)-1/2"-20 x 3 3/4"	2	376170-S100 (BB259B)
		Bolt (arm to body)-1/2-20 x 1 1/2"	2	20473-S8(B201)
		Lockwasher - 1/2"	4	34809-S8(X68)
		Flatwasher-1/2"	4	44735-S8(X32)
		Bolt (arm to bumper) 7/16-20 x 1 3/4"	3	B9A 17758-A
		Nut - 7/16" - 20	3	34671-S8(M67)
		Washer 7/16" spring lock	3	34808-S7(X67)
		Washer 7/16" flat	3	44730-S8(X26)
17204-5 BRACE - FRONT BUMPER END - Also refer to Groups 17A792, 17A820				
60	A	R. H.	1	C0AB 17204-A
		L. H.	1	C0AB 17205-A
		Bolt (brace to bracket-front bumper end)- 1/4"-20 x 1"	4	20384-S8(B43)
		Nut - 1/4"-20	4	33795-S7(M49)
		Lockwasher-1/4"	4	34805-S8(X62)
		Washer-flat-1/4"	4	44719-S8(X17)
		Nut (brace to bar-frt. bumper impact lower)- -7/16"-20	2	34671-S8(M67)
		Lockwasher-7/16"	2	34808-S8(X67)
		Washer-flat-7/16"	2	44730-S7(X26)

FORD CAR PARTS

SECTION 170

823

YEAR	MODEL	DESCRIPTION	QTY.	PART NUMBER
17B251 LENS - ODOMETER				
64/	S		1	C4SZ 17B251-A
17B252 RETAINER - ODOMETER LENS				
64/	S		1	C4SZ 17B252-A
17A254 KIT - SPEEDOMETER CABLE TIP REPLACEMENT				
60/	A, B, S, X	Used with universal speedometer cable core with .130" diameter-consists of (1) Swaging tool (1) Cable tip	1	B9AF 17A254-A
17255 SPEEDOMETER ASSY.				
- A -				
60	A (except P/C, Taxi)	Less mounting plate	1	C0AZ 17255-A
61	A (except P/C, Taxi)	Less mounting plate	1	C1AZ 17255-A
	A(P/C, Taxi)	5 mile graduation-less mounting plate	1	C1AZ 17255-B
62	A (except P/C)	With mounting plate	1	C2AZ 17255-A
63	A (except P/C)	Less mounting plate	1	C3AZ 17255-A
	A(P/C)	2 mile graduation-certified-less mounting plate	1	C3AZ 17255-B
64	A(except P/C)	5 mile graduation-less mounting plate	1	C4AZ 17255-A
	A(P/C)	2 mile graduation-certified-less mounting plate	1	C4AZ 17255-B
- B -				
62	B (except P/C)	Less mounting plate	1	C2OZ 17255-A
63	B (except P/C)	Less mounting plate	1	C3OZ 17255-A
	B (P/C)	Less mounting plate	1	C3OZ 17255-B
64	B (except P/C)	5 mile graduation-less mounting plate	1	C4OZ 17255-A
	B(P/C)	2 mile graduation-less mounting plate	1	C4OZ 17255-B
- S -				
60	S		1	C0SF 17255-D
61/63	S	Less mounting plate	1	C2SZ 17255-A
64/	S	Less mounting plate	1	C4SZ 17255-A
- X -				
60/62	X	Less mounting plate	1	C0DZ 17255-A
63	X	Less mounting plate	1	C2GY 17255-A
64/	X	Less mounting plate	1	C5DZ 17255-A
60	A	Screw (speedo. to cluster hsg.)-No. 6-32 x 1/4"	6	★51550-S13
63	A	Screw (speedo. to back plate)-No. 10-24 x 1/2"	2	★354907-S8
63	S	Screw (speedo. to speedo. case)	2	
60	A	Screw (speedometer to case)-No. 4-24 x 1/4"	1	★52711-S13
60/61	X	Screw (speedometer to instru. cluster back plate)	1	
63	A	Screw (speedo to back plate)	1	
60	S	Screw (speedometer to cluster)-No. 4-24 x 3/8"	4	★52776-S13
63	S	Screw(speedo. to instru. clstr. hsg.)-No. 6-20 x 3/8"	3	★42297-S8
60/	X	Screw (speedo. to back plate)-No. 8-18 x 3/8"	2	★52600-S8B
63	X	Screw (speedo. to back plate)-No. 8-18 x 3/8"	2	★33176-S2
17A258 DIAL ASSY. - SPEEDOMETER FRONT				
64	S		1	C4SZ 17A258-A
17259 LENS - SPEEDOMETER DIAL OPENING				
60	S	Clear plastic	1	★B8S 17259-A
61/63	S		1	C1SF 17259-A
64/	S	Clear plastic	1	C4SZ 17259-A
61/62	S	Screw (lens to mask and bezel)-No. 4-24 x 3/8"	3	★52776-S13
63	S	Screw (lens & mask to bezel)-No. 4-24 x 3/8"	3	★42295-S15

FORD CAR PARTS

SECTION 170

825

17260 CASING and CORE ASSY. - SPEEDOMETER DRIVE - continued - Also refer to Group 9A820						
YEAR	- X -	DESCRIPTION	QTY.	CASING & CORE	QTY.	CORE
62/64	X(6 cyl.)-with 4 speed S/T	67.06" long-L. H. wind-hex. nut	1	C2DZ 17260-J	1	B9AZ 17262-A
63/64	X(8 cyl.)-with 4 speed S/T	74.56" long	1	C3DZ 17260-F	1	B9AZ 17262-A
YEAR	MODEL	DESCRIPTION	QTY.	PART NUMBER		
60/63	A, X	Clip (cable to brake pedal bracket)	1	352999-S32(GG17)		
60/	A, B, S, X	Bolt (speedo. casing to trans.)-1/4"-20 x 5/8"	1	20324-S8(B41)		
63/	A, B, S, X	Lockwasher (cable to trans. hsg.)	1	ø34805-S8(X62)		
60/	A	Grommet (used for routing casing thru steering column opening cover plate)-with .22" dia. hole	1	352961-S(KK16)		
60/63	S	Used to route casing thru front floor pan-or dash panel	1			
60/63	X	Used for routing casing thru dash panel	1			
64	S-without speed control	Grommet (cable thru dash panel)	1			
60/	A, B, S, X	Clip (casing & core to dash panel or floor pan)	1	359339-S32(GG75)		
63/	S	Clip (cable to floor pan)	1			
63/	A, X	'O' ring (seals cable at transmission housing)	1			
63/	A	Clip(cable to floor pan)-No. 14 spring	1	*378011-S32		
64	S-with speed control	Clip (cable to engine)	1			
63/	B	Clip (cable to engine rear suppt. mtg. brkt.)	1	377797-S32(GG33)		
63	S	Clip (cable to dash panel)	1	356626-S32(GG22)		
64	S-with speed control	Grommet (speedo. cable thru dash panel)-w/.40" dia. hole	1	352962-S(KK23)		
		Locknut-1/4"-28	1	*34441-S7		
64	S-with speed control	"C" washer (adapt cable to sensor pump)	1	378647-S		
63/	X	Clip (Stewart Warner cable to dash panel)	1	*373841-S100		
63/	X	Clip (American Chain & Cable-cable to dash	1	373842-S100		
17A261 BEZEL ASSY. - SPEEDOMETER						
61/63	S		1	C1SF 17A261-B		
63	S	Screw (bezel to instru. clstr.)-No.6-32 x 3/8"	1	50386-S13(U119)		
17B261 PLATE - TACHOMETER MOUNTING						
60/	A, B, S, X		1	C0AZ 17B261-A		
64	X(sprint)	Wedge-shaped-1 1/4" long-black plastic	1	C4DZ 17B261-A		
17262 CORE - SPEEDOMETER DRIVE - Also refer to Group 17260						
60/	All using core dia. .13" up to 81" long	Kit-L. H.wind-.130"dia. x 81" long-universal type	1	B9AZ 17262-A		
Consists of (1) Cable core .13" dia. x 81" long (1) Swage die (1) Cable core tip (1) Instruction sheet No. 256A						
17271 GEAR ASSY. - SPEEDOMETER DRIVEN -Refer to Group 17322						
17A279 RETAINER - SPEEDOMETER DIAL LENS						
64/	S		1	C4SZ 17A279-A		
17282 SPEEDOMETER ASSY.-Refer to Group 17255						
17285 GEAR - SPEEDOMETER DRIVING -Also refer to Group 7A048 (Output Shaft & Carrier assy.)						
- A -						
60	A(8 cyl. 352)-with C/M & 4/B carburetor	9 teeth-steel-R. H. helix-1.37" I.D.	1	B8A 17285-A		
60	A(P/C)(8 cyl.352)-with C/M & 4/B carburetor		1			
60/62	A(6 cyl.)-with F/M	8 teeth-steel	1	B7A 17285-B		
60/62	A (Taxi)-6 cyl. -with F/M		1			
60/62	A (8 cyl. 292)-with C/M & 2/B carburetor		1			
60/62	A (6 cyl.)-with C/M		1			
61/62	A(8 cyl. 352)-with C/M & 2/B carburetor		1			
61/62	A(8 cyl. 390)-with C/M & 4/B carburetor		1			
60/62	A-with S/T	7 teeth-steel-R. H. helix-1.37" I.D.	1	B7A 17285-C		
60	A(P/C)(6 cyl. 223, 8 cyl. 292)-with S/T		1			
60/62	A (6 cyl.)-with O/D	7 teeth-steel	1	C2AZ 17285-B		
60/62	A (8 cyl. 292)-with O/D		1			
60	A(P/C)(8 cyl. 352)-with S/T or O/D & 4/B carb.		1			
60	A (8 cyl. 352)-with O/D & 4/B carburetor		1			
61/62	A (8 cyl. 352)-with O/D & 2/B carburetor		1			

YEAR	MODEL	DESCRIPTION	QTY.	PART NUMBER
17285 GEAR - SPEEDOMETER DRIVING - continued- Also refer to Group 7A048 (output shaft and carrier assv.)				
- A -				
62	A(8 cyl. 352)-with C/M	8teeth-nylon	1	B7A 17285-B
62	A-with 4 speed trans. (352, 390, 406)	7 teeth-steel	1	C2AZ 17285-A
63	A(8 cyl. 352)-with O/D & 2/B carb.	7 teeth-steel	1	C2AZ 17285-B
	A(8 cyl. 352,390)-with C/M	8 teeth-steel	1	B7A 17285-B
	A(8 cyl. 260,289)-with 3/T	7 teeth-steel-R.H. helix-1.37" I.D.	1	B7A 17285-C
	A(8 cyl. 352, 390)-with 3 speed S/T		1	
	A (except Taxi), A (Taxi)-6 cyl. 223-with S/T	7 teeth-steel-R.H. helix-1.38" I.D.	1	C3OZ 17285-C
	A (8 cyl. 352, 390)-w/C/M, A (P/I-8 cyl. 390) w/C/M	8 teeth-nylon	1	B7A 17285-B
	A-with 4 speed trans. (352, 390, 406, 427)	7 teeth-steel	1	C2AZ 17285-A
64	A (8 cyl. 390 w/4: 11 axle)-with 3/T	6 teeth-steel or nylon-1.38" I.D.	1	B7C 17285-A
	A(8 cyl. 390, 427)-with Ford 4/T		1	
	A (6 cyl. 223, 8 cyl. 289, 352, 390 except 4. 11 axle)-with 3/T	7 teeth-steel-R.H. helix-1.38" I.D.	1	C3OZ 17285-C
	A(8 cyl. 289, 352, 390)-with C/M			
	A (6 cyl. 223, 8 cyl. 289-4V, 8 cyl. 390-4V)-with O/D	6 teeth-steel	1	C2OZ 17285-C
	A (6 cyl. 223, 8 cyl. 289)-with C4 trans.	Part of output shaft- (Basic No. 7060)		
	A (8 cyl. 390-4V, 427-4V-8V)-with Borg-Warner 4/T	6 teeth-steel-stamped T10H-169	1	C3OZ 17285-A
- B -				
62	B(cyl. 221)-with O/D "Before 1/2/62"	6 teeth-steel or nylon-1.38" I.D.	1	B7C 17285-A
63	B(8 cyl. 289-4V)-with S/T		1	
64	B (8 cyl. 289-4V)-with Ford 4/T		1	
62/64	B(except Taxi)-8 cyl. 221, 260, 289-with 3/T	7 teeth-steel-R.H. helix-1.38" I.D.	1	C3OZ 17285-C
64	B (8 cyl. 260, 289-2V)-with Ford 4/T		1	
64	B (6 cyl. 170 H/D & Taxi)-with 3/T		1	
62/63	B(Taxi-170, 221, 260)-with S/T		1	
63	B(except Taxi)-6 cyl. 170-with S/T		1	
62/64	B (8 cyl. 221, 260, 289)-w/O/D"From 1/2/62"	7 teeth-steel-R.H. helix-1.38" I.D.	1	C3OZ 17285-C
62&64	B (except Taxi)-6 cyl. 170-with 3/T	7 teeth-nylon - 1.16" I.D.	1	C2OZ 17285-B
64	B (8 cyl. 289)-with C4 Auto. trans.	Part of output shaft (Basic No. 7060)		
63	B(8 cyl. with 4 speed trans.)	6 teeth-steel-stamped T10H-169	1	C3OZ 17285-A
64	B(6 cyl. 200 & 8 cyl. 260)-with F/M/2	Part of output shaft (Basic No. 7A048)		
- S -				
60	S (8 cyl. 352)-with O/D & 4/B carburetor	7 teeth-steel	1	C2AZ 17285-B
60	S(8 cyl. 352)-with F/M or C/M	8 teeth-steel-R.H. helix. -1.90" O.D. -1.37" I.D.	1	B7A 17285-B
61/63	S (8 cyl. 390)-with C/M	-.69" width	1	
60	S(8 cyl. 430)-with C/M & 4/B carburetor	9 teeth-steel-R.H. helix-1.91" O.D. -1.37" I.D. - .69" width	1	B8A 17285-A
64/	S(8 cyl. 390)-with C/M	7 teeth-steel-R.H. helix-1.38" I.D. -cored body-for trans. marked PCE-BB	1	C3OZ 17285-C
- X -				
60/63	X (144, 170)-3 speed std. trans.	6 teeth-nylon-1.16" I.D.	1	C0DR 17285-A
64	X-with 3/T, 144 C. I.D. and 4:00 to 1 axle		1	
62/64	X (144, 170)-with 4 speed trans.	6 teeth-steel	1	C2DZ 17285-A
63/64	X(8 cyl. 260)-with 3 speed std. trans.	7 teeth-steel-R.H. helix-1.38" I.D.	1	C3OZ 17285-C
63/64	X (8 cyl. 260)-with 4 speed Borg-Warner trans.	6 teeth-steel-stamped T10H-169A	1	C3DZ 17285-A
64	X (6 cyl. 170) -with 3 speed std. trans.	7 teeth-nylon-1.16" I.D.	1	C2OZ 17285-B
64	X(8 cyl. 260)-with 4 speed Ford std. trans.	7 teeth-nylon-L.H. helix-1.38" I.D.	1	C4DZ 17285-A
64	X(6 cyl. 170, 200, 8 cyl. 260)-w/F/M/2	Part of output shaft (Basic No. 7A048)		
60/	A, B, S, X -3 speed std. trans.	Ball (gear to output shaft)-1/4"	1	353351-S(AA9)
62/	X-with F/4/S	Ball (gear to output shaft)-3/16"	1	371350-S(AA4)
60/	B, X	Retainer (gear to output shaft)-1 1/2" snap	1	372511-S(QQ15)
62/	X-with 4 speed transmission	Washer (gear to main shaft)-1 3/16" tab	1	376920-S(XX340B)
63	X-with 4 speed trans.	Nut (gear to main shaft)-1 3/16"	1	376919-S(MM126D)
17288 SPACER - SPEEDOMETER DRIVING GEAR				
62/63	X-with 4 speed trans.	.68" long -Iron	1	C2DZ 17288-A

FORD CAR PARTS

YEAR	MODEL	DESCRIPTION	QTY.	PART NUMBER
17289 CASE ASSY. - SPEEDOMETER - Also Refer to Group 10848				
62/63	B	Refer to Group 10848	1	★
61/63	S		1	C1SZ 17289-A
64/	S		1	C4SZ 17289-A
60/63	X		1	C0DZ 17289-A
63	X	Screw (case to speedometer)	2	★354907-S8
17292 RETAINER - SPEEDOMETER DRIVEN GEAR				
60/	A, B, S, X	"C" type-.665"/.685" O.D. -.330"/.345" I.D.	1	C1DD 17292-A
17298 OIL SEAL - SPEEDOMETER GEAR BEARING				
60/	A, B, S, X		1	1A 17298
17302 CASE - SPEEDOMETER - Refer to Group 17289				
17303 GASKET - SPEEDOMETER CASE				
61/63	A, B, S, X	Rubber-diamond shape	1	C2SZ 17303-A
64/	A, B, X		1	
64/	S	Rubber-improvise	1	★
17304 GROMMET - SPEEDOMETER CASE				
62/63	A, B, S, X	Neoprene-.40" O.D. x .19" thick	2	FDR 17304-A
64/	A, B, X		2	
64/	S	Rubber-improvise	3	★
63	B	Screw (grommet & retainer to back plate)	2	★354907-S8
17305 RETAINER - SPEEDOMETER CASE GROMMET				
62/63	A, B, S, X	Steel-.38" O.D. x .17" thick	2	FDR 17305-A
64/	A, B, X		2	
17B308 TEE - TACHOMETER				
60/	A, B, X	Used with C6AZ 10B944-B cluster kit	1	C6AZ 17B308-A
17A317 SPACER - SPEEDOMETER DIAL - Improvise				
17318 MASK - SPEEDOMETER				
62/63	S		1	C2SZ 17318-A
60	S	Screw (cover to bezel)-No. 4-24 x 3/8"	3	★52776-S13

1960/

For 1960/64 models, driven gears are arranged by transmission type and within transmission type by axle ratio.

YEAR	MODEL	ENGINE		AXLE RATIO	TIRE SIZE	GEAR			PART NUMBER	
		CYL.	C.I.D.			COLOR	MATERIAL	TEETH		
3 & 4 SPEED MANUAL or OVERDRIVE TRANSMISSION										
3.00 Axle Ratio										
61/63	A	6&8	All	3.00	6.70 x 15-7.10 x 15	Brown	Nylon	17	C2AZ 17271-A	
64	A-3/T	6&8	All	3.00	7.50 x 14	Wine	Nylon	16	C0DD 17271-A	
64	A-3/T	6&8	All	3.00	8.00 x 14-8.50 x 14-7.10 x 15-7.60 x 15	Wine	Nylon	16	C0DD 17271-A	
64	A-3/T	6&8	All	3.00	6.70 x 15	Wine	Nylon	16	C0DD 17271-A	
64	A(P/T)-S/T, O/D	6&8	All	3.00	7.00 x 14	Brown	Nylon	17	C2AZ 17271-A	
64	B	8	260	3.00	6.50 x 14	Green	Nylon	17	C3DZ 17271-B	
64	B	8	260	3.00	7.00 x 14	Wine	Nylon	16	C0DD 17271-A	
64	B	8	260	3.00	6.50 x 14	Brown	Nylon	17	C2AZ 17271-A	
63	X-3/T	8	All	3.00	6.50 x 13-7.00 x 13	Green	Nylon	17	C3DZ 17271-B	
63	X-4/T	8	All	3.00	6.50 x 13-7.00 x 13	Orange	Nylon	16	C2DZ 17271-J	
64	X-3/T	8	All	3.00	6.50 x 14	Green	Nylon	17	C3DZ 17271-B	
64	X-3/T	8	All	3.00	7.00 x 14	Wine	Nylon	16	C0DD 17271-A	
64	X-4/T	8	All	3.00	6.50 x 14	Purple	Nylon	17	C2DZ 17271-G	
64	X-4/T	8	All	3.00	7.00 x 14	Orange	Nylon	16	C2DZ 17271-J	
3.10 Axle Ratio										
60/63	X(54,58A,62,64)-3/T	6	All	3.10	6.00 x 13-6.50 x 13	Wine	Nylon	16	C0DD 17271-A	
62/63	X-4/T	6	All	3.10	6.00 x 13-6.50 x 13	Orange	Nylon	16	C2DZ 17271-J	
64	X-3/T	6	All	3.10	6.00 x 13	Pink	Nylon	19	C0DD 17271-C	
64	X-3/T	6	All	3.10	6.50 x 13	Gold or Yellow	Nylon	18	C0DD 17271-B	

⊘ Used with White (1963) 7 tooth driving gear

⊘ Used with Yellow (1964) 7 tooth driving gear

17322 GEAR ASSY. SPEEDOMETER DRIVEN - continued

1960/

YEAR	MODEL	ENGINE		AXLE RATIO	TIRE SIZE	GEAR			PART NUMBER
		CYL.	C.I.D.			COLOR	MATERIAL	TEETH	
3 & 4 SPEED MANUAL or OVERDRIVE TRANSMISSION - continued									
3.20 Axle Ratio									
62	B-S/T	6&8	All	3.20	6.50 x 13-6.50 x 14-7.00 x 13-7.00 x 14	Gold or Yellow	Nylon	18	C0DD 17271-B
62	B (P/I)-S/T	6&8	All	3.20	6.50 x 13	Pink	Nylon	19	C0DD 17271-C
62	B (P/I)-S/T	6&8	All	3.20	6.50 x 14-7.00 x 13-7.00 x 14	Gold or Yellow	Nylon	18	C0DD 17271-B
62	B (Taxi)-S/T	6&8	All	3.20	6.50 x 14-7.00 x 13-7.00 x 14		Steel	18	C2DZ 17271-A
62	B (Taxi)-S/T	6&8	All	3.20	6.50 x 13		Steel	19	C2OZ 17271-C
61/63	X(54,58A,62,63,64,76)3/T	6	All	3.20	6.00 x 13-6.50 x 13	Wine	Nylon	16	C0DD 17271-A
62/63	X-4/T	6	All	3.20	6.00 x 13-6.50 x 13	Orange	Nylon	16	C2DZ 17271-J
64	X-3/T	6	All	3.20	6.00 x 13	Pink	Nylon	19	C0DD 17271-C
64	X-3/T	6	All	3.20	6.50 x 13-6.50 x 14	Gold or Yellow	Nylon	18	C0DD 17271-B
3.22 Axle Ratio									
60/61	A	6&8	All	3.22	6.70 x 15-7.10 x 15-7.50 x 14-8.00 x 14-8.50 x 14	Brown	Nylon	17	B8A 17322-B
60/61	A(P/I)	6&8	All	3.22	7.50 x 14-8.00 x 14-8.50 x 14	Natural	Nylon	18	C0AA 17271-J
60/61	A(P/I)	6&8	All	3.22	6.70 x 15-7.10 x 15	Brown	Nylon	17	B8A 17322-B
60/61	A(Taxi)	6&8	All	3.22	7.50 x 14-8.00 x 14-8.50 x 14		Steel	18	C0AA 17271-L
3.25 Axle Ratio									
64	A-3/T	6&8	All	3.25	7.50 x 14-8.00 x 14-7.10 x 15	Green	Nylon	17	C3DZ 17271-B
64	A-3/T	6&8	All	3.25	7.50 x 14-8.00 x 14-7.10 x 15	Brown	Nylon	17	C2AZ 17271-A
64	A-3/T	6&8	All	3.25	8.50 x 14-7.60 x 15	Wine	Nylon	16	C0DD 17271-A
64	A-3/T	6&8	All	3.25	6.70 x 15	Gold or Yellow	Nylon	18	C0DD 17271-B
64	A-3/T	6&8	All	3.25	6.70 x 15	Natural	Nylon	18	C0AA 17271-J
64	A(Taxi)-S/T,Q/D	6&8	All	3.25	7.00 x 14		Steel	18	C0AA 17271-L
62	B-S/T	6&8	All	3.25	6.50 x 14-7.00 x 13-7.00 x 14	Gold or Yellow	Nylon	18	C0DD 17271-B
62	B-3/T	6&8	All	3.25	6.50 x 13	Pink	Nylon	19	C0DD 17271-C
63	B-3/T	6&8	All	3.25	6.50 x 14-7.00 x 13	Gold or Yellow	Nylon	18	C0DD 17271-B
63	B-4/T	6&8	All	3.25	7.00 x 13-6.50 x 14-7.00 x 14	Wine	*Nylon	16	C0DD 17271-A
63	B-3/T	6&8	All	3.25	7.00 x 13-7.00 x 14	Wine	*Nylon	16	C0DD 17271-A
63	B-3/T	6&8	All	3.25	7.00 x 14	Green	Nylon	17	C3DZ 17271-B
62/63	B (P/I)-3/T	6&8	All	3.25	6.50 x 13-6.50 x 14-7.00 x 13	Pink	Nylon	19	C0DD 17271-C
63	B(P/I)-3/T	8	289	3.25	7.00 x 13	Wine	Nylon	16	C0DD 17271-A
63/64	B(P/I)-3/T	8	289	3.25	7.00 x 14	Wine	*Nylon	16	C0DD 17271-A
63/64	B(P/I)-4/T	6&8	All	3.25	7.00 x 14	Wine	*Nylon	16	C0DD 17271-A
63	B(P/I)-3/T	8	221,260	3.25	7.00 x 13-7.00 x 14	Wine	Nylon	16	C0DD 17271-A
63/64	B(P/I)-4/T	6&8	All	3.25	7.00 x 13-6.50 x 14	Wine	Nylon	16	C0DD 17271-A
62/63	B (P/I)-S/T	6&8	221,260	3.25	7.00 x 14	Gold or Yellow	Nylon	18	C0DD 17271-B
62/63	B (Taxi)-S/T	6&8	All	3.25	6.50 x 13-6.50 x 14-7.00 x 13		Steel	19	C2OZ 17271-C
62/63	B (Taxi)-S/T	6&8	All	3.25	7.00 x 14		Steel	18	C2DZ 17271-A
64	B-3/T	6&8	All	3.25	6.50 x 14-7.00 x 14	Gold or Yellow	Nylon	18	C0DD 17271-B
64	B-3/T	6&8	All	3.25	6.50 x 14-7.00 x 14	Natural	Nylon	18	C0AA 17271-J
64	B-4/T	8	289	3.25	6.50 x 14	Wine	Nylon	16	C0DD 17271-A
64	B-4/T	8	289	3.25	7.00 x 14	Wine	Nylon	16	C0DD 17271-A
64	B-4/T	6&8	All	3.25	6.50 x 14-7.00 x 14	Gold or Yellow	Nylon	18	C0DD 17271-B

♠ Except Police Interceptor and Taxi ◊ Used with Yellow (1964) 7 tooth gear ♢ Used with White (1963) 7 tooth drive gear

* Steel gears used on some early units-use nylon for service. # Used with 6 tooth driving gear-Borg-Warner trans.

Δ Used with 6 tooth driving gear-Ford trans.

♣ Used with 7 tooth driving gear-Ford trans.

17322 GEAR ASSY. - SPEEDOMETER DRIVEN - continued

1960/

YEAR	MODEL	ENGINE		AXLE RATIO	TIRE SIZE	GEAR			PART NUMBER	
		CYL.	C.I.D.			COLOR	MATERIAL	TEETH		
3 & 4 SPEED MANUAL or OVERDRIVE TRANSMISSION - continued										
3.25 Axle Ratio - continued										
64	X-3/T	8	All	3.25	6.50 x 14-7.00 x 14	Gold or Yellow	Nylon	18	C0DD 17271-B	
63/	X-3/T	8	All	3.25	7.00 x 13	Gold or Yellow	Nylon	18	C0DD 17271-B	
63/	X-3/T	8	All	3.25	6.50 x 13	Pink	Nylon	19	C0DD 17271-C	
63/	X-4/T	#	8	All	3.25	6.50 x 13-7.00 x 13	Orange	Nylon	16	C2DZ 17271-J
64	X-4/T	#	8	All	3.25	6.50 x 14-7.00 x 14	Orange	Nylon	16	C2DZ 17271-J
64	X-4/T	Δ	8	All	3.25	6.50 x 13	Pink	Nylon	19	C4DZ 17271-A
64	X-4/T	Δ	8	All	3.25	7.00 x 13-6.50 x 14-7.00 x 14	White	Nylon	18	C2DZ 17271-F
3.50 Axle Ratio										
63	A	♣	6&8	All	3.50	6.70 x 15-7.10 x 15-8.00 x 14	Natural	Nylon	18	C0AA 17271-J
63	A	♣	6&8	All	3.50	7.50 x 14	Red	Nylon	19	C0AA 17271-K
63	A(P/I)		6&8	All	3.50	6.70 x 15-7.10 x 15	Natural	Nylon	18	C0AA 17271-J
63	A(P/I)		6&8	All	3.50	7.00 x 14-7.50 x 14-8.00 x 14	Red	Nylon	19	C0AA 17271-K
63	A(Taxi)		6&8	All	3.50	6.70 x 15-7.10 x 15		Steel	18	C0AA 17271-L
63	A(Taxi)		6&8	All	3.50	7.00 x 14-7.50 x 14-8.00 x 14		Steel	19	C0AA 17271-N
64	A-3/T	◇	6&8	All	3.50	7.50 x 14-8.00 x 14-8.50 x 14-6.70 x 15-7.10 x 15	Gold or Yellow	Nylon	18	C0DD 17271-B
64	A-3/T	♣	6&8	All	3.50	7.50 x 14-8.00 x 14-8.50 x 14-6.70 x 15-7.10 x 15	Natural	Nylon	18	C0AA 17271-J
64	A-3/T	◇	6&8	All	3.50	7.60 x 15	Green	Nylon	17	C3DZ 17271-B
64	A-3/T	♣	6&8	All	3.50	7.60 x 15	Brown	Nylon	17	C2AZ 17271-A
64	A-O/D, 4/T		6&8	All	3.50	7.50 x 14-6.70 x 15	Wine	Nylon	16	C0DD 17271-A
64	A-O/D, 4/T		6&8	All	3.50	8.00 x 14-8.50 x 14-7.10 x 15-7.60 x 15	wine	Nylon	16	C0DD 17271-A
62	B-S/T	♣	6&8	All	3.50	6.50 x 14-7.00 x 14	Pink	Nylon	19	C0DD 17271-C
62	B-S/T	♣	6&8	All	3.50	6.50 x 13-7.00 x 13	Black	Nylon	20	C1DD 17271-A
62/63	B(P/I)-3/T	Δ	6&8	All	3.50	6.50 x 13-6.50 x 14-7.00 x 13-7.00 x 14	Black	Nylon	20	C1DD 17271-A
63/64	BP(I)-3/T		8	All	3.50	7.00 x 13-7.00 x 14	Green	Nylon	17	C3DZ 17271-B
62/63	B (Taxi)-S/T	♣	6&8	All	3.50	6.50 x 13-6.50 x 14-7.00 x 13-7.00 x 14		Steel	20	C2OZ 17271-D
63	B(Taxi)-3/T	Δ	8	All	3.50	7.00 x 13		Steel	17	C2OZ 17271-B
62	B-O/D	♣	6&8	All	3.50	6.50 x 13-6.50 x 14-7.00 x 13	Green	Nylon	17	C3DZ 17271-B
62	B-O/D	♣	6&8	All	3.50	7.00 x 14	Wine	Nylon	16	C0DD 17271-A
63	B-O/D	♣	6&8	All	3.50	7.00 x 14	Wine	Nylon	16	C0DD 17271-A
63	B-O/D	♣	6&8	All	3.50	6.50 x 13-7.00 x 13-6.50 x 14	Green	Nylon	17	C3DZ 17271-B
62/63	B (P/I)-O/D		6&8	All	3.50	6.50 x 13	Gold or Yellow	Nylon	18	C0DD 17271-B
62/63	B (P/I)-O/D		6&8	All	3.50	6.50 x 14-7.00 x 13-7.00 x 14	Green	Nylon	17	C3DZ 17271-B
62/63	B (Taxi)-O/D		6&8	All	3.50	6.50 x 13		Steel	18	C2DZ 17271-A
62/63	B (Taxi)-O/D		6&8	All	3.50	6.50 x 14-7.00 x 13-7.00 x 14		Steel	17	C2OZ 17271-B
63	B-3/T	♣	6&8	All	3.50	6.50 x 13	Black	Nylon	20	C1DD 17271-A
63	B-3/T	♣	6&8	All	3.50	6.50 x 14-7.00 x 13-7.00 x 14	Pink	Nylon	19	C0DD 17271-C
63	B-3/T	Δ	6&8	All	3.50	7.00 x 13-7.00 x 14	Green	Nylon	17	C3DZ 17271-B
63	B-4/T	♣	6&8	All	3.50	7.00 x 13-6.50 x 14-7.00 x 14	Green	Nylon	17	C3DZ 17271-B
63	BP(I)-4/T		8	All	3.50	7.00 x 13-6.50 x 14-7.00 x 14	Green	Nylon	17	C3DZ 17271-B
63/64	B(Taxi)-4/T	Δ	8	All	3.50	6.50 x 14-7.00 x 13-7.00 x 14		Steel	17	C2OZ 17271-B
64	B-3/T	◇	6&8	All	3.50	7.00 x 14	Pink	Nylon	19	C0DD 17271-C
64	B-3/T	♣	6&8	All	3.50	7.00 x 14	Red	Nylon	19	C0AA 17271-K
64	B-3/T	♣	6&8	All	3.50	6.50 x 14	Orange	Nylon	20	C0AA 17271-G
64	B-3/T	◇	6&8	All	3.50	6.50 x 14	Black	Nylon	20	C1DD 17271-A
64	B-O/D		8	260	3.50	7.00 x 14	Wine	Nylon	16	C0DD 17271-A
64	B-O/D		6&8	All	3.50	6.50 x 14	Green	Nylon	17	C3DZ 17271-B
64	B-4/T	#	8	289	3.50	6.50 x 14	Green	Nylon	17	C3DZ 17271-B

♣ Except Police Interceptor & Taxi Δ Used with 6 tooth driving gear-Ford trans. ♣ Used with 7 tooth driving gear-Ford trans.
 * Steel gears used on some early units-use nylon for service. # Used with 6 tooth driving gear-Borg-Warner trans.
 ◇ Used with Yellow (1964) 7 tooth drive gear ♣ Used with White (1963) 7 tooth drive gear

17322 GEAR ASSY. - SPEEDOMETER DRIVEN - continued

1960/

YEAR	MODEL	ENGINE		AXLE RATIO	TIRE SIZE	GEAR			PART NUMBER	
		CYL.	C.I.D.			COLOR	MATERIAL	TEETH		
3 & 4 SPEED MANUAL or OVERDRIVE TRANSMISSION - continued										
3.50 - Axle Ratio - continued										
64	B-4/T	#	8	289	3.50	7.00 x 14	Wine	Nylon	16	C0DD 17271-A
64	B-4/T	Δ	8	All	3.50	6.50 x 14	Black	Nylon	20	C1DD 17271-A
64	B-4/T	Δ	8	All	3.50	7.00 x 14	Pink	Nylon	19	C0DD 17271-C
61/63	X(ex. Taxi)-3/T		6	All	3.50	6.00 x 13	Gold or Yellow	Nylon	18	C0DD 17271-B
63	X(Taxi)-3/T		6	All	3.50	6.00 x 13		Steel	18	C2DZ 17271-A
61/63	X-3/T		6	All	3.50	6.50 x 13	Green	Nylon	17	C3DZ 17271-B
63	X-3/T		8	All	3.50	6.50 x 13-7.00 x 13	Black	Nylon	20	C1DD 17271-A
63	X-4/T		8	All	3.50	6.50 x 13-7.00 x 13	Purple	Nylon	17	C2DZ 17271-G
62/64	X-4/T	#	6	All	3.50	6.00 x 13	White	Nylon	18	C2DZ 17271-F
62/64	X-4/T	#	6	All	3.50	6.50 x 13	Purple	Nylon	17	C2DZ 17271-G
64	X-3/T		6	All	3.50	6.00 x 13	Red	Nylon	21	C4OZ 17271-A
64	X-3/T		6&8	All	3.50	6.50 x 13-6.50 x 14	Black	Nylon	20	C1DD 17271-A
64	X-3/T		8	All	3.50	7.00 x 14	Pink	Nylon	19	C0DD 17271-C
64	X-4/T	#	8	All	3.50	6.50 x 14	Purple	Nylon	17	C2DZ 17271-G
64	X-4/T	#	8	All	3.50	7.00 x 14	Orange	Nylon	16	C2DZ 17271-J
64	X-4/T	Δ	8	All	3.50	6.50 x 14	Blue	Nylon	20	C2DZ 17271-H
64	X-4/T	Δ	8	All	3.50	7.00 x 14	Pink	Nylon	19	C4DZ 17271-A
3.56 Axle Ratio										
60	A(except Taxi)		6&8	All	3.56	7.50 x 14	Natural	Nylon	18	C0AA 17271-J
60/62	A	♣	6&8	All	3.56	6.70 x 15-7.10 x 15-8.00 x 14-8.50 x 14	Natural	Nylon	18	C0AA 17271-J
61/62	A	♣	6&8	All	3.56	7.50 x 14	Red	Nylon	19	C0AA 17271-K
60/61	A(P/I)	++	6&8	All	3.56	7.50 x 14	Orange	Nylon	20	C0AA 17271-G
60/61	A(P/I)	++	6&8	All	3.56	6.70 x 15-7.10 x 15-8.00 x 14-8.50 x 14	Red	Nylon	19	C0AA 17271-K
61/62	A(P/I)	±	8	All	3.56	7.50 x 14-8.00 x 14	Red	Nylon	19	C0AA 17271-K
61/62	A(P/I)	±	8	All	3.56	6.70 x 15-7.10 x 15-8.50 x 14	Natural	Nylon	18	C0AA 17271-J
60/61	A(Taxi)	++	6&8	All	3.56	7.50 x 14		Steel	20	C0AA 17271-M
60/61	A(Taxi)	++	6&8	All	3.56	6.70 x 15-7.10 x 15-8.00 x 14-8.50 x 14		Steel	19	C0AA 17271-N
61/62	A(Taxi)	±	6&8	All	3.56	6.70 x 15-7.10 x 15-8.50 x 14		Steel	18	C0AA 17271-L
61/62	A(Taxi)	±	6&8	All	3.56	7.50 x 14-8.00 x 14		Steel	19	C0AA 17271-N
60	X(S/W)-3/T		6	144	3.56	6.00 x 13-6.50 x 13	Gold or Yellow	Nylon	18	C0DD 17271-B
3.70 Axle Ratio										
60/61	A	♣	6&8	All	3.70	6.70 x 15-7.10 x 15	Natural	Nylon	18	C0AA 17271-J
60/61	A	♣	6&8	All	3.70	7.50 x 14-8.00 x 14-8.50 x 14	Red	Nylon	19	C0AA 17271-K
60/61	A(P/I)		6&8	All	3.70	6.70 x 15-7.10 x 15-7.50 x 14-8.00 x 14-8.50 x 14	Orange	Nylon	20	C0AA 17271-G
60/61	A(Taxi)		6&8	All	3.70	6.70 x 15-7.10 x 15-7.50 x 14-8.00 x 14-8.50 x 14		Steel	20	C0AA 17271-M
3.80 Axle Ratio										
63	B-3/T	♣	6&8	All	3.80	7.00 x 14	Black	Nylon	20	C1DD 17271-A
63/64	B(Taxi)-3/T		6&8	All	3.80	7.00 x 14		Steel	20	C2OZ 17271-D
63/64	B(P/I)-3/T		6&8	All	3.80	7.00 x 14	Black	Nylon	20	C1DD 17271-A
63	B-4/T	♣	6&8	All	3.80	7.00 x 14	Green	Nylon	17	C3DZ 17271-B
63/64	B(P/I)-4/T		8	All	3.80	7.00 x 14	Gold or Yellow	Nylon	18	C0DD 17271-B
63/64	B(Taxi)-4/T		8	All	3.80	7.00 x 14		Steel	18	C2DZ 17271-A
62	B-O/D	♣	6&8	All	3.80	6.50 x 14-7.00 x 13-7.00 x 14	Gold or Yellow	Nylon	18	C0DD 17271-B
62/63	B-O/D	♣	6&8	All	3.80	6.50 x 13	Pink	Nylon	19	C0DD 17271-C

++ Before 9/19/80

± From 9/19/80

♣ Except Police Interceptor & Taxi

Used with 6 tooth driving gear-Borg-Warner trans.

Δ Used with 7 tooth driving gear-Ford trans.

FORD CAR PARTS

SECTION 173

831

17322 GEAR ASSY. - SPEEDOMETER DRIVEN - continued

1960/

YEAR	MODEL	ENGINE		AXLE RATIO	TIRE SIZE	GEAR			PART NUMBER	
		CYL.	C.I.D.			COLOR	MATERIAL	TEETH		
3 & 4 SPEED MANUAL or OVERDRIVE TRANSMISSION - continued										
3.80 Axle Ratio - continued										
63	B-O/D	♣	6&8	All	3.80	7.00 x 14	Green	Nylon	17	C3DZ 17271-B
63	B-O/D	♣	6&8	All	3.80	6.50 x 14-7.00 x 13	Gold or Yellow	Nylon	18	C0DD 17271-B
62/63	B (P/I)-O/D		6&8	All	3.80	6.50 x 13-6.50 x 14-7.00 x 13-7.00 x 14	Pink	Nylon	19	C0DD 17271-C
62/63	B (Taxi)-O/D		6&8	All	3.80	6.50 x 13-6.50 x 14-7.00 x 13-7.00 x 14		Steel	19	C2OZ 17271-C
64	B-O/D		8	260	3.80	7.00 x 14	Gold or Yellow	Nylon	18	C0DD 17271-B
3.89 Axle Ratio										
60/61	A	††♣	6&8	All	3.89	6.70 x 15	Red	Nylon	19	C0AA 17271-K
60/63	A	♣	6&8	All	3.89	7.10 x 15-8.50 x 14	Red	Nylon	19	C0AA 17271-K
60/63	A	♣	6&8	All	3.89	7.50 x 14-8.00 x 14	Orange	Nylon	20	C0AA 17271-G
61/63	A	†♣	6&8	All	3.89	6.70 x 15	Orange	Nylon	20	C0AA 17271-G
60/61	A(P/I)	††	6&8	All	3.89	6.70 x 15-7.50 x 14-8.00 x 14-8.50 x 14	Green	Nylon	21	C0AA 17271-H
60/61	A(P/I)	††	6&8	All	3.89	7.10 x 15	Orange	Nylon	20	C0AA 17271-G
61/63	A(P/I)	†	6&8	All	3.89	6.70 x 15-7.10 x 15-8.50 x 14	Orange	Nylon	20	C0AA 17271-G
61/63	A(P/I)	†	6&8	All	3.89	7.00 x 14-7.50 x 14-8.00 x 14	Green	Nylon	21	C0AA 17271-H
60/61	A(Taxi)	††	6&8	All	3.89	7.10 x 15		Steel	20	C0AA 17271-M
60/61	A(Taxi)	††	6&8	All	3.89	6.70 x 15-7.50 x 14-8.00 x 14-8.50 x 14		Steel	21	C0AA 17271-R
61/63	A(Taxi)	†	6&8	All	3.89	6.70 x 15-7.10 x 15-8.50 x 14		Steel	20	C0AA 17271-M
61/63	A(Taxi)	†	6&8	All	3.89	7.00 x 14-7.50 x 14-8.00 x 14		Steel	21	C0AA 17271-R
64	A-3/T	◇	6&8	All	3.89	7.60 x 15	Pink	Nylon	19	C0DD 17271-C
64	A-3/T	♠	6&8	All	3.89	7.60 x 15	Red	Nylon	19	C0AA 17271-K
64	A-3/T	◇	6&8	All	3.89	7.50 x 14-8.00 x 14-8.50 x 14-6.70 x 15-7.10 x 15	Black	Nylon	20	C1DD 17271-A
64	A-3/T	♠	6&8	All	3.89	7.50 x 14-8.00 x 14-8.50 x 14-6.70 x 15-7.10 x 15	Orange	Nylon	20	C0AA 17271-G
64	A-O/D, 4/T		6&8	All	3.89	7.50 x 14	Gold or Yellow	Nylon	18	C0DD 17271-B
64	A-O/D, 4/T		6&8	All	3.89	8.00 x 14-8.50 x 14-6.70 x 15-7.10 x 15-7.60 x 15	Green	Nylon	17	C3DZ 17271-B
63	B-3/T & 4/T	♣	6&8	All	3.89	7.00 x 13-7.00 x 14	Gold or Yellow	Nylon	18	C0DD 17271-B
63	B-O/D	♣	6&8	All	3.89	7.00 x 13-7.00 x 14	Gold or Yellow	Nylon	18	C0DD 17271-B
63	B(P/I)-3/T, 4/T, O/D		8	All	3.89	7.00 x 13	Pink	Nylon	19	C0DD 17271-C
63	B(Taxi)-3/T, 4/T, O/D		8	All	3.89	7.00 x 13		Steel	19	C2OZ 17271-C
63/64	B(P/I)-3/T, 4/T, O/D		8	All	3.89	7.00 x 14	Gold or Yellow	Nylon	18	C0DD 17271-B
63/64	B(Taxi)-3/T, 4/T, O/D		8	All	3.89	7.00 x 14		Steel	18	C2DZ 17271-A
64	B-4/T		8	289	3.89	6.50 x 14	Pink	Nylon	19	C0DD 17271-C
64	B-4/T		8	289	3.89	7.00 x 14	Gold or Yellow	Nylon	18	C0DD 17271-B
60	X (S/W)-3/T		6	144	3.89	6.00 x 13-6.40 x 13-6.50 x 13	Pink	Nylon	19	C0DD 17271-C
4.00 Axle Ratio										
61/63	X(59,66,71,78)-3/T		6	All	4.00	6.50 x 13	Black	Nylon	20	C1DD 17271-A
62/63	X(S/W)-4/T		6	All	4.00	6.50 x 13	Blue	Nylon	20	C2DZ 17271-H
64	X-3/T		6	All	4.00	6.50 x 13	Black	Nylon	20	C1DD 17271-A

♣ Except Police Interceptor & Taxi

◇ Used with Yellow (1964) 7 tooth drive gear

♠ Used with White (1963) 7 tooth drive gear

†† Before 9/19/60

‡ From 9/19/60

17322 GEAR ASSY. - SPEEDOMETER DRIVEN - continued

1960/

YEAR	MODEL	ENGINE		AXLE RATIO	TIRE SIZE	GEAR			PART NUMBER
		CYL.	C.I.D.			COLOR	MATERIAL	TEETH	

3 & 4 SPEED MANUAL or OVERDRIVE TRANSMISSION - continued

4.11 Axle Ratio

61/63	A(except Taxi)	6&8	All	4.11	6.70 x 15-7.10 x 15	Green	Nylon	21	C0AA 17271-H
62/63	A(Taxi)	6&8	All	4.11	6.70 x 15-7.10 x 15		Steel	21	C0AA 17271-R
64	A-O/D, 3/T, 4/T	6&8	All	4.11	8.00 x 14-8.50 x 14-6.70 x 15-7.10 x 15-7.60 x 15	Gold or Yellow	Nylon	18	C0DD 17271-B
64	A-3/T	6&8	All	4.11	8.00 x 14-8.50 x 14-6.70 x 15-7.10 x 15-7.60 x 15	Natural	Nylon	18	C0AA 17271-J
64	A-O/D, 3/T, 4/T	6&8	All	4.11	7.50 x 14	Pink	Nylon	19	C0DD 17271-C
64	A-3/T	6&8	All	4.11	7.50 x 14	Red	Nylon	19	C0AA 17271-K
63	B-3/T, 4/T, O/D	6&8	All	4.11	7.00 x 13-7.00 x 14	Pink	Nylon	19	C0DD 17271-C
63	B(P/I)-3/T, 4/T, O/D	8	All	4.11	7.00 x 13	Black	Nylon	20	C1DD 17271-A
63	B(Taxi)-3/T, 4/T, O/D	8	All	4.11	7.00 x 13		Steel	20	C2OZ 17271-D
63/64	B(Taxi)-3/T, 4/T, O/D	8	All	4.11	7.00 x 14		Steel	19	C2OZ 17271-C
63/64	B(P/I)-3/T, 4/T, O/D	8	All	4.11	7.00 x 14	Pink	Nylon	19	C0DD 17271-C
64	B-4/T	8	289	4.11	6.50 x 14	Black	Nylon	20	C1DD 17271-A
64	B-4/T	8	289	4.11	7.00 x 14	Pink	Nylon	19	C0DD 17271-C

FORDOMATIC TRANSMISSION

2.80 Axle Ratio

64	B	8	260	2.80	6.50 x 14	Wine	Nylon	16	C0DD 17271-A
64	B	8	260	2.80	7.00 x 14	Wine	Nylon	16	C0DD 17271-A
64	X	8	All	2.80	6.50 x 14	Wine	Nylon	16	C0DD 17271-A
64	X	8	All	2.80	7.00 x 14	Wine	Nylon	16	C0DD 17271-A

2.91 Axle Ratio

60/61	A	6&8	All	2.91	6.70 x 15-7.10 x 15-7.50 x 14-8.00 x 14-8.50 x 14	Blue	Nylon	17	C0AA 17271-A
60/61	A(P/I)	6&8	All	2.91	6.70 x 15-7.50 x 14-8.00 x 14-8.50 x 14	Purple	Nylon	18	C0AA 17271-B
60/61	A(P/I)	6&8	All	2.91	7.10 x 15	Blue	Nylon	17	C0AA 17271-A
60/61	A(Taxi)	6&8	All	2.91	6.70 x 15-7.50 x 14-8.00 x 14-8.50 x 14		Steel	18	C0AA 17271-F

3.00 Axle Ratio

61/63	A	8	All	3.00	6.70 x 15-7.10 x 15-8.50 x 14	Blue	Nylon	17	C0AA 17271-A
61/63	A	8	All	3.00	7.00 x 14-7.50 x 14-8.00 x 14	Purple	Nylon	18	C0AA 17271-B
61/63	A(P/I)	6&8	All	3.00	6.70 x 15-7.10 x 15-8.00 x 14-8.50 x 14	Purple	Nylon	18	C0AA 17271-B
61/63	A(P/I)	6&8	All	3.00	7.00 x 14-7.50 x 14	Gray	Nylon	19	C0AA 17271-C
61/63	A(Taxi)	6&8	All	3.00	6.70 x 15-7.10 x 15-8.00 x 14-8.50 x 14		Steel	18	C0AA 17271-F
61/63	A(Taxi)	6&8	All	3.00	7.00 x 14-7.50 x 14		Steel	19	C0AA 17271-S
62/63	B NOTE 3	6&8	All	3.00	6.50 x 13-6.50 x 14-7.00 x 13	Green	Nylon	17	C3DZ 17271-B
62/63	B	6&8	All	3.00	7.00 x 14	Wine	Nylon	16	C0DD 17271-A
62/63	B(P/I)	6&8	All	3.00	6.50 x 13	Gold or Yellow	Nylon	18	C0DD 17271-B
62/63	B(P/I)	6&8	All	3.00	6.50 x 14-7.00 x 13-7.00 x 14	Green	Nylon	17	C3DZ 17271-B
62/63	B(Taxi)	6&8	All	3.00	6.50 x 13		Steel	18	C2DZ 17271-A
62/63	B(Taxi)	6&8	All	3.00	6.50 x 14-7.00 x 13-7.00 x 14		Steel	17	C2OZ 17271-B
64	B	6&8	All	3.00	6.50 x 14	Green	Nylon	17	C3DZ 17271-B
64	B	6&8	All	3.00	7.00 x 14	Wine	Nylon	16	C0DD 17271-A
63	X NOTE 3	8	All	3.00	6.50 x 13-7.00 x 13	Green	Nylon	17	C3DZ 17271-B

NOTE 3 - C1UU 17271-A has 23 ridges at cable end & is used before 3/7/63, C3DZ 17271-B has 6 ridges at cable end & is used "From 3/7/63" ♦ Except Police Interceptor and Taxi ◇ Used with Yellow (1964) 7 tooth drive gear
 ⚡ Used with White (1963) 7 tooth drive gear

17322 GEAR ASSY. - SPEEDOMETER DRIVEN - continued

1960/

YEAR	MODEL	ENGINE		AXLE RATIO	TIRE SIZE	GEAR			PART NUMBER	
		CYL.	C.I.D.			COLOR	MATERIAL	TEETH		
FORDOMATIC TRANSMISSION - continued										
3.10 Axle Ratio										
60/61	A	♣ 6&8	All	3.10	6.70 x 15-7.10 x 15-8.00 x 14-8.50 x 14	Purple	Nylon	18	C0AA 17271-B	
60/61	A	♣ 6&8	All	3.10	7.50 x 14	Gray	Nylon	19	C0AA 17271-C	
60/61	A(P/I)	6&8	All	3.10	7.50 x 14	Black	Nylon	20	C0AA 17271-D	
60/61	A(P/I)	6&8	All	3.10	6.70 x 15-7.10 x 15-8.00 x 14-8.50 x 14	Gray	Nylon	19	C0AA 17271-C	
60/61	A(Taxi)	6&8	All	3.10	6.70 x 15-7.10 x 15-7.50 x 14-8.00 x 14-8.50 x 14		Steel	19	C0AA 17271-S	
60/61	S	8	All	3.10	8.00 x 14	Natural	Nylon	18	C0AA 17271-J	
60/63	X(54,58A,62,63,64,76)	6	All	3.10	6.00 x 13-6.50 x 13	Wine	Nylon	16	C0DD 17271-A	
3.20 Axle Ratio										
62	B	♣ 6&8	All	3.20	6.50 x 13-6.50 x 14-7.00 x 13-7.00 x 14	Gold or Yellow	Nylon	18	C0DD 17271-B	
62	B (P/I)	6&8	All	3.20	6.50 x 13	Pink	Nylon	19	C0DD 17271-C	
62	B (P/I)	6&8	All	3.20	6.50 x 14-7.00 x 13-7.00 x 14	Gold or Yellow	Nylon	18	C0DD 17271-B	
62	B (Taxi)	6&8	All	3.20	6.50 x 13		Steel	19	C2OZ 17271-C	
62	B (Taxi)	6&8	All	3.20	6.50 x 14-7.00 x 13-7.00 x 14		Steel	18	C2DZ 17271-A	
61/63	X(54,58A,62,63,64,76)	6	All	3.20	6.00 x 13-6.50 x 13	Wine	Nylon	16	C0DD 17271-A	
64	X	6	All	3.20	6.00 x 13	Pink	Nylon	19	C0DD 17271-C	
64	X	6	All	3.20	6.50 x 13-6.50 x 14	Gold or Yellow	Nylon	18	C0DD 17271-B	
3.22 Axle Ratio										
60/61	A	♣ 6&8	All	3.22	7.50 x 14-8.00 x 14	Gray	Nylon	19	C0AA 17271-C	
60/61	A	♣ 6&8	All	3.22	6.70 x 15-7.10 x 15-8.50 x 14	Purple	Nylon	18	C0AA 17271-B	
60/61	A(P/I)	6&8	All	3.22	6.70 x 15-7.50 x 14-8.00 x 14-8.50 x 14	Black	Nylon	20	C0AA 17271-D	
60/61	A(P/I)	6&8	All	3.22	7.10 x 15	Gray	Nylon	19	C0AA 17271-C	
60/61	A(Taxi)	6&8	All	3.22	6.70 x 15-7.50 x 14-8.00 x 14-8.50 x 14		Steel	20	C0AA 17271-S	
60/61	A(Taxi)	6&8	All	3.22	7.10 x 15		Steel	20	C0AA 17271-S	
3.25 Axle Ratio										
63	A	♣ 6&8	All	3.25	6.70 x 15-7.50 x 14-8.00 x 14	Gray	Nylon	19	C0AA 17271-C	
63	A	♣ 6&8	All	3.25	7.10 x 15	Purple	Nylon	18	C0AA 17271-B	
63/64	A(P/I)	6&8	All	3.25	7.00 x 14-7.50 x 14-8.00 x 14	Black	Nylon	20	C0AA 17271-D	
63/64	A(P/I)	6&8	All	3.25	6.70 x 15-7.10 x 15	Gray	Nylon	19	C0AA 17271-C	
63/64	A(Taxi)	6&8	All	3.25	6.70 x 15-7.10 x 15		Steel	19	C0AA 17271-S	
63	A(Taxi)	6&8	All	3.25	7.50 x 14-8.00 x 14	Gray	Nylon	19	C0AA 17271-C	
62/63	B	♣ 6&8	All	3.25	6.50 x 13	Pink	Nylon	19	C0DD 17271-C	
62	B	♣ 6&8	All	3.25	6.50 x 14-7.00 x 13-7.00 x 14	Gold or Yellow	Nylon	18	C0DD 17271-B	
63	B	♣ 6&8	All	3.25	6.50 x 14-7.00 x 13	Gold or Yellow	Nylon	18	C0DD 17271-B	
63	B	♣ 6&8	All	3.25	7.00 x 14	Green	Nylon	17	C3DZ 17271-B	
62/63	B (P/I)	6&8	All	3.25	6.50 x 13-6.50 x 14-7.00 x 13	Pink	Nylon	19	C0DD 17271-C	
62/63	B (P/I)	6&8	All	3.25	7.00 x 14	Gold or Yellow	Nylon	18	C0DD 17271-B	
62/63	B (Taxi)	6&8	All	3.25	6.50 x 13-6.50 x 14-7.00 x 13		Steel	19	C2OZ 17271-C	
62/63	B (Taxi)	6&8	All	3.25	7.00 x 14		Steel	18	C2DZ 17271-A	
64	B	6&8	All	3.25	6.50 x 14-7.00 x 14	Gold or Yellow	Nylon	18	C0DD 17271-B	

♣ Except Police Interceptor and Taxi

17322 GEAR ASSY. - SPEEDOMETER DRIVEN - continued

1960/

YEAR	MODEL	ENGINE		AXLE RATIO	TIRE SIZE	GEAR			PART NUMBER
		CYL.	C.I.D.			COLOR	MATERIAL	TEETH	
FORDOMATIC TRANSMISSION - continued									
3.25 AXLE RATIO - continued									
64	X	8	All	3.25	6.50 x 14-7.00 x 14	Gold or Yellow	Nylon	18	C0DD 17271-B
63/64	X	8	All	3.25	6.50 x 13	Pink	Nylon	19	C0DD 17271-C
63/64	X	8	All	3.25	7.00 x 13	Gold or Yellow	Nylon	18	C0DD 17271-B
3.50 Axle Ratio									
63	A	6&8	All	3.50	6.70 x 15-7.10 x 15	Black	Nylon	20	C0AA 17271-D
63	A	6&8	All	3.50	7.00 x 14-7.50 x 14-8.00 x 14	Yellow	Nylon	21	C0AA 17271-E
63	A(P/I)	6&8	All	3.50	6.70 x 15-7.10 x 15-7.50 x 14-8.00 x 14	Yellow	Nylon	21	C0AA 17271-E
63	A(Taxi)	6&8	All	3.50	6.70 x 15-7.10 x 15-7.50 x 14-8.00 x 14		Steel	21	C0AA 17271-T
62	B	6&8	All	3.50	6.50 x 13-7.00 x 13	Black	Nylon	20	C1DD 17271-A
62/63	B	6&8	All	3.50	6.50 x 14-7.00 x 14	Pink	Nylon	19	C0DD 17271-C
63	B	6&8	All	3.50	6.50 x 13	Black	Nylon	20	C1DD 17271-A
63	B	6&8	All	3.50	7.00 x 13	Pink	Nylon	19	C0DD 17271-C
62/63	B (P/I)	6&8	All	3.50	6.50 x 13-6.50 x 14-7.00 x 13-7.00 x 14	Black	Nylon	20	C1DD 17271-A
62/63	B (Taxi)	6&8	All	3.50	6.50 x 13-6.50 x 14-7.00 x 13-7.00 x 14		Steel	20	C2OZ 17271-D
64	B	6&8	All	3.50	6.50 x 14	Black	Nylon	20	C1DD 17271-A
64	B	6&8	All	3.50	7.00 x 14	Pink	Nylon	19	C0DD 17271-C
61/63	X	6	All	3.50	6.50 x 13	Green	Nylon	17	C3DZ 17271-B
61/63	X (exc. Taxi)	6	All	3.50	6.00 x 13	Gold or Yellow	Nylon	18	C0DD 17271-B
63	X(Taxi)	6	All	3.50	6.00 x 13		Steel	18	C2DZ 17271-A
63	X	8	All	3.50	6.50 x 13-7.00 x 13	Black	Nylon	20	C1DD 17271-A
64	X	6	All	3.50	6.00 x 13	Red	Nylon	21	C4OZ 17271-A
64	X	6	All	3.50	6.50 x 13-6.50 x 14	Black	Nylon	20	C1DD 17271-A
3.56 Axle Ratio									
60/61	A	6	223	3.56	6.70 x 15	Yellow	Nylon	21	Δ++C0AA 17271-E
60/61	A	6	223	3.56	7.50 x 14	Yellow	Nylon	21	Δ+C0AA 17271-E
60/61	A	6&8	All	3.56	7.10 x 15-8.50 x 14	Yellow	Nylon	21	++C0AA 17271-E
60/62	A	8	All	3.56	6.70 x 15	Yellow	Nylon	21	C0AA 17271-E
60/62	A	8	All	3.56	7.50 x 14	Yellow	Nylon	21	ΔC0AA 17271-E
60/62	A	6&8	All	3.56	8.00 x 14	Yellow	Nylon	21	ΔC0AA 17271-E
61/62	A	6	223	3.56	6.70 x 15	Black	Nylon	20	+C0AA 17271-D
61/62	A	6&8	All	3.56	7.10 x 15-8.50 x 14	Black	Nylon	20	+C0AA 17271-D
61/62	A	6	223	3.56	7.50 x 14	Yellow	Nylon	21	+C0AA 17271-E
60/62	A(P/I)	6&8	All	3.56	6.70 x 15-7.10 x 15-7.50 x 14-8.00 x 14-8.50 x 14	Yellow	Nylon	21	C0AA 17271-E
60/62	A(Taxi)	6&8	All	3.56	6.70 x 15-7.10 x 15-7.50 x 14-8.00 x 14-8.50 x 14		Steel	21	C0AA 17271-T
60	X	6	144	3.56	6.00 x 13, 6.50 x 13	Gold or Yellow	Nylon	18	C0DD 17271-B
3.70 Axle Ratio									
60/61	A	6&8	All	3.70	6.70 x 15-7.10 x 15-8.50 x 14	Yellow	Nylon	21	C0AA 17271-E
60/61	A	6&8	All	3.70	7.50 x 14-8.00 x 14		Steel	21	C0AA 17271-T
60/61	A(P/I)-Taxi	6&8	All	3.70	6.70 x 15-7.10 x 15-7.50 x 14-8.00 x 14-8.50 x 14		Steel	21	C0AA 17271-T
3.80 Axle Ratio									
62	B (P/I)	6&8	All	3.80	6.50 x 13 7.00 x 14	Black		20	C1DD 17271-A
62	B (Taxi)	6&8	All	3.80	6.50 x 13 7.00 x 14	Steel		20	C2OZ 17271-D

⚡ Except Police Interceptor & Taxi Δ Used with 2-speed Fordomatic ++ "Before 9/19/60" + "From 9/19/60"

FORD CAR PARTS

SECTION 173

835

17322 GEAR ASSY. - SPEEDOMETER DRIVEN - continued

1960/

YEAR	MODEL	ENGINE		AXLE RATIO	TIRE SIZE	GEAR			PART NUMBER
		CYL.	C.I.D.			COLOR	MATERIAL	TEETH	
FORDOMATIC TRANSMISSION - continued									
3.89 Axle Ratio									
60/61	A	6&8	All	3.89	6.70 x 15-7.10 x 15-7.50 x 14-8.00 x 14-8.50 x 14		Steel	21	C0AA 17271-T
60/61	A(P/I)	6&8	All	3.89	6.70 x 15-7.10 x 15-7.50 x 14-8.00 x 14-8.50 x 14		Steel	21	C0AA 17271-T
60/61	A(Taxi)	6&8	All	3.89	6.70 x 15-7.10 x 15-7.50 x 14-8.00 x 14-8.50 x 14		Steel	21	C0AA 17271-T
64	A	6&8	All	3.89	6.70 x 15-7.10 x 15-7.50 x 14-8.00 x 14	Black	Nylon	20	C1DD 17271-A
60	X (59A, 66A, 71A)	6	144	3.89	6.00 x 13-6.40 x 13-6.50 x 13	Pink	Nylon	19	C0DD 17271-C
4.00 Axle Ratio									
61/63	X (59, 66, 71, 78)	6	All	4.00	6.50 x 13	Black	Nylon	20	C1DD 17271-A
64	X	6	All	4.00	6.50 x 13	Black	Nylon	20	C1DD 17271-A
4.11 Axle Ratio									
60/61	A	6&8	All	4.11	7.10 x 15	Orange	Nylon	20	C0AA 17271-G
60/61	A	6&8	All	4.11	6.70 x 15-7.50 x 14-8.00 x 14-8.50 x 14	Green	Nylon	21	C0AA 17271-H
60/61	A(P/I)	6&8	All	4.11	6.70 x 15-7.10 x 15-7.50 x 14-8.00 x 14-8.50 x 14		Steel	22	B7A 17322-W
60/61	A(Taxi)	6&8	All	4.11	6.70 x 15-7.10 x 15-7.50 x 14-8.00 x 14-8.50 x 14		Steel	22	B7A 17322-W
CRUISE-O-MATIC OR C4 TRANSMISSION									
2.69 Axle Ratio									
60/61	A(except P/I)	8	352,390	2.69	6.70 x 15-7.10 x 15-8.50 x 14	Brown	Nylon	17	B8A 17322-B
60/61	A(P/I)	8	352,390	2.69	7.50 x 14-8.00 x 14	Red	Nylon	19	C0AA 17271-K
60/61	A(P/I)	8	352,390	2.69	6.70 x 15-7.10 x 15-8.50 x 14	Natural	Nylon	18	C0AA 17271-J
60/61	A(Taxi)	8	352,390	2.69	7.50 x 14-8.00 x 14		Steel	19	C0AA 17271-N
64	A	6&8	All	2.69	7.00 x 14	Wine	Nylon	16	C0DD 17271-A
2.80 Axle Ratio									
64	A	6&8	All	2.80	7.00 x 14	Wine	Nylon	16	C0DD 17271-A
64	B	8	289	2.80	6.50 x 14, 7.00 x 14	Wine	Nylon	16	C0DD 17271-A
64	X	8	All	2.80	6.50 x 14, 7.00 x 14	Wine	Nylon	16	C0DD 17271-A
2.91 Axle Ratio									
60/61	A	8	292	2.91	6.70 x 15-7.10 x 15-7.50 x 14-8.00 x 14-8.50 x 14	Brown	Nylon	17	B8A 17322-B
60/61	A	8	352	2.91	6.70 x 15-7.10 x 15-7.50 x 14-8.00 x 14-8.50 x 14	Red	Nylon	19	C0AA 17271-K
60/61	A(P/I)	8	292	2.91	7.10 x 15	Brown	Nylon	17	B8A 17322-B
60/61	A(P/I)	8	292	2.91	6.70 x 15-7.50 x 14-8.00 x 14-8.50 x 14	Natural	Nylon	18	C0AA 17271-J
60/61	A(P/I)	8	352,390	2.91	7.50 x 14	Green	Nylon	21	C0AA 17271-H
60/61	A(P/I)	8	352,390	2.91	6.70 x 15-7.10 x 15-8.00 x 14-8.50 x 14	Orange	Nylon	20	C0AA 17271-G
60/61	A(Taxi)	8	292	2.91	6.70 x 15-7.50 x 14-8.00 x 14-8.50 x 14		Steel	18	C0AA 17271-J
60	S	8	All	2.91	8.50 x 14	Red	Nylon	19	C0AA 17271-K
3.00 Axle Ratio									
61/63	A	8	All	3.00	6.70 x 15-7.10 x 15-8.50 x 14	Brown	Nylon	17	C2AZ 17271-A
61/63	A	8	All	3.00	7.50 x 14-8.00 x 14	Natural	Nylon	18	C0AA 17271-J
61/63	A(P/I)	6&8	All	3.00	6.70 x 15-7.10 x 15-8.00 x 14-8.50 x 14	Natural	Nylon	18	C0AA 17271-J
61/63	A(P/I)	6&8	All	3.00	7.00 x 14-7.50 x 14	Red	Nylon	19	C0AA 17271-K
61/63	A(Taxi)	6&8	All	3.00	6.70 x 15-7.10 x 15-8.00 x 14-8.50 x 14		Steel	18	C0AA 17271-L
61/63	A(Taxi)	6&8	All	3.00	7.00 x 14-7.50 x 14		Steel	19	C0AA 17271-N
64	A	6&8	All	3.00	7.00 x 14-7.50 x 14-6.70 x 15	Wine	Nylon	16	C0DD 17271-A
64	A	6&8	All	3.00	8.00 x 14-8.50 x 14-7.10 x 15-7.60 x 15	Wine	Nylon	16	C0DD 17271-A

* Except Police Interceptor and Taxi

17322 GEAR ASSY. - SPEEDOMETER DRIVEN - continued

1960/

YEAR	MODEL	ENGINE		AXLE RATIO	TIRE SIZE	GEAR			PART NUMBER	
		CYL.	C.I.D.			COLOR	MATERIAL	TEETH		
CRUISE-O-MATIC OR C4 TRANSMISSION - continued										
3.00 - Axle Ratio - continued										
64	B	NOTE 4	8	289	3.00	6.50 x 14	Green	Nylon	17	C3DZ 17271-B
64	B	NOTE 4	8	289	3.00	7.00 x 14	Wine	Nylon	16	C0DD 17271-A
61/63	S		8	390	3.00	8.00 x 14	Natural	Nylon	18	C0AA 17271-J
64	S		8	390	3.00	8.15 x 15	Wine	Nylon	16	C0DD 17271-A
64	X		8	All	3.00	6.50 x 14	Green	Nylon	17	C3DZ 17271-B
64	X		8	All	3.00	7.00 x 14	Wine	Nylon	16	C0DD 17271-A
3.10 Axle Ratio										
60	A	♣	8	332,352	3.10	6.70 x 15-7.50 x 14-8.00 x 14	Orange	Nylon	20	C0AA 17271-G
60/61	A	♣	8	352,390	3.10	6.70 x 15-7.10 x 15-8.50 x 14	Orange	Nylon	20	C0AA 17271-G
60/61	A	♣	8	292	3.10	7.50 x 14-8.00 x 14	Red	Nylon	19	C0AA 17271-K
60/61	A	♣	8	292	3.10	6.70 x 15-7.10 x 15-8.00 x 14-8.50 x 14	Natural	Nylon	18	C0AA 17271-J
60/61	A	♣	8	352,390	3.10	7.50 x 14-8.00 x 14	Green	Nylon	21	C0AA 17271-H
60/61	A(P/I)		8	292	3.10	7.50 x 14	Orange	Nylon	20	C0AA 17271-G
60/61	A(P/I)		8	292	3.10	6.70 x 15-7.10 x 15-8.00 x 14-8.50 x 14	Red	Nylon	19	C0AA 17271-K
60/61	A(P/I)		8	352,390	3.10	6.70 x 15-7.10 x 15-7.50 x 14-8.00 x 14-	Green	Nylon	21	C0AA 17271-H
60/61	A(Taxi)		8	292	3.10	6.70 x 15-7.10 x 15-7.50 x 14-8.00 x 14-8.50 x 14		Steel	19	C0AA 17271-N
60/61	A(Taxi)		8	352,390	3.10	6.70 x 15-7.10 x 15-7.50 x 14-8.00 x 14-		Steel	21	C0AA 17271-R
60/63	S		8	All	3.10	8.00 x 14	Natural	Nylon	18	C0AA 17271-J
3.22 Axle Ratio										
60/61	A	♣	8	292	3.22	7.50 x 14-8.00 x 14	Red	Nylon	19	C0AA 17271-K
60/61	A	♣	8	292	3.22	6.70 x 15-7.10 x 15-8.50 x 14	Natural	Nylon	18	C0AA 17271-J
60/61	A	♣	8	352,390	3.22	7.50 x 14		Steel	22	B7A 17322-W
60/61	A	♣	8	352	3.22	6.70 x 15-7.10 x 15-8.00 x 14-8.50 x 14	Green	Nylon	21	C0AA 17271-H
60/61	A(P/I)		8	292	3.22	6.70 x 15-7.50 x 14-8.00 x 14-8.50 x 14	Orange	Nylon	20	C0AA 17271-G
60/61	A(P/I)		8	292	3.22	7.10 x 15	Red	Nylon	19	C0AA 17271-K
60/61	A(P/I)		8	352,390	3.22	6.70 x 15-7.10 x 15-7.50 x 14-8.00 x 14-		Steel	19	C0AA 17271-S
60/61	A(Taxi)		8	292	3.22	6.70 x 15-7.10 x 15-7.50 x 14-8.00 x 14-8.50 x 14		Steel	19	C0AA 17271-S
60/61	A(Taxi)		8	352,390	3.22	6.70 x 15-7.10 x 15-7.50 x 14-8.00 x 14-		Steel	19	C0AA 17271-S
3.25 Axle Ratio										
63	A	♣	6&8	All	3.25	6.70 x 15-7.50 x 14-8.00 x 14	Red	Nylon	19	C0AA 17271-K
63	A	♣	6&8	All	3.25	7.10 x 15	Natural	Nylon	18	C0AA 17271-J
63/64	A(P/I)	C/M	6&8	All	3.25	6.70 x 15-7.10 x 15	Red	Nylon	19	C0AA 17271-K
63/64	A(P/I)	C/M	6&8	All	3.25	7.00 x 14-7.50 x 14-8.00 x 14	Orange	Nylon	20	C0AA 17271-G
63/64	A(Taxi)	C/M	6&8	All	3.25	6.70 x 15-7.10 x 15		Steel	19	C0AA 17271-N
63/64	A(Taxi)	C/M	6&8	All	3.25	7.00 x 14-7.50 x 14-8.00 x 14		Steel	20	C0AA 17271-M
64	A	♣	6&8	All	3.25	7.00 x 14-6.70 x 15	Gold or Yellow	Nylon	18	C0DD 17271-B
64	A		6&8	All	3.25	7.50 x 14-8.00 x 14-7.10 x 15	Green	Nylon	17	C3DZ 17271-B
64	A		6&8	All	3.25	8.50 x 14-7.60 x 15	Wine	Nylon	16	C0DD 17271-A
64	A(P/I)	C4	6&8	All	3.25	7.50 x 14-8.00 x 14-6.70 x 15	Gold or Yellow	Nylon	17	C0DD 17271-B
64	A(Taxi)	C4	6&8	All	3.25	7.50 x 14-8.00 x 14-6.70 x 15		Steel	18	C2DZ 17271-A
64	A(P/I)	C4	6&8	All	3.25	7.10 x 15	Green	Nylon	17	C3DZ 17271-B
64	A(Taxi)	C4	6&8	All	3.25	7.10 x 15		Steel	17	C2OZ 17271-B
64	B		8	289	3.25	6.50 x 14-7.00 x 14	Gold or Yellow	Nylon	18	C0DD 17271-B
64/	S	Δ	8	390	3.25	8.15 x 15	Green	Nylon	17	C3DZ 17271-B
64	X		8	All	3.25	6.50 x 13	Pink	Nylon	19	C0DD 17271-C
64	X		8	All	3.25	7.00 x 13-8.50 x 14-7.00 x 14	Gold or Yellow	Nylon	18	C0DD 17271-B

NOTE 4 - Used with 7 tooth driving gear on transmission marked PCS-J or M, PCW-M or AD

♣ Except Police Interceptor and Taxi

Δ Used with 7 tooth driving gear on trans. marked PCE-BB

FORD CAR PARTS

17322 GEAR ASSY. - SPEEDOMETER DRIVEN - continued

1960/

YEAR	MODEL	ENGINE		AXLE RATIO	TIRE SIZE	GEAR			PART NUMBER
		CYL.	C.I.D.			COLOR	MATERIAL	TEETH	
CRUISE-O-MATIC OR C4 TRANSMISSION - continued									
3.50 Axle Ratio									
63	A(S/W)	6&8	All	3.50	7.10 x 15	Orange	Nylon	20	C0AA 17271-G
63	A(S/W)	6&8	All	3.50	8.00 x 14	Green	Nylon	21	C0AA 17271-H
63	A(P/I)	6&8	All	3.50	7.10 x 15-7.00 x 14-8.00 x 14	Green	Nylon	21	C0AA 17271-H
63	A(Taxi)	6&8	All	3.50	7.10 x 15-7.00 x 14-8.00 x 14		Steel	21	C0AA 17271-R
64	A	6&8	All	3.50	7.00 x 14	Pink	Nylon	19	C0DD 17271-C
64	A	6&8	All	3.50	7.50 x 14-8.00 x 14-8.50 x 14-6.70 x 15-7.10 x 15	Gold or Yellow	Nylon	18	C0DD 17271-B
64	A(P/I) C4	6&8	All	3.50	7.50 x 14-8.00 x 14-6.70 x 15-7.10 x 15	Pink	Nylon	19	C0DD 17271-C
64	A(Taxi) C4	6&8	All	3.50	7.50 x 14-8.00 x 14-6.70 x 15-7.10 x 15		Steel	19	C2OZ 17271-C
64	A	6&8	All	3.50	7.60 x 15	Green	Nylon	17	C3DZ 17271-B
64	B	8	289	3.50	7.00 x 14	Pink	Nylon	19	C0DD 17271-C
3.56 Axle Ratio									
60/61	A	† 8	All	3.56	6.70 x 15-7.10 x 15-8.50 x 14	Green	Nylon	21	C0AA 17271-H
60/62	A	‡ 8	All	3.56	7.50 x 14-8.00 x 14	Green	Nylon	21	C0AA 17271-H
60/61	A	‡ 8	352,390	3.56	6.70 x 15-7.10 x 15-7.50 x 14-8.00 x 14		Steel	22	B7A 17322-W
61	A	‡ 6&8	All	3.56	7.50 x 14	Red	Nylon	19	C0AA 17271-K
61/62	A	‡ 8	All	3.56	6.70 x 15-7.10 x 15-8.50 x 14	Orange	Nylon	20	‡C0AA 17271-G
60/61	A(P/I)	8	352,390	3.56	6.70 x 15-7.10 x 15-7.50 x 14-8.00 x 14		Steel	22	B7A 17322-W
60/62	A(P/I)	8	292	3.56	6.70 x 15-7.10 x 15-7.50 x 14-8.00 x 14-8.50 x 14	Green	Nylon	21	C0AA 17271-H
60/61	A(Taxi)	8	352,390	3.56	6.70 x 15-7.10 x 15-7.50 x 14-8.00 x 14		Steel	22	B7A 17322-W
60/62	A(Taxi)	8	292	3.56	6.70 x 15-7.10 x 15-7.50 x 14-8.00 x 14-8.50 x 14		Steel	21	C0AA 17271-R
3.70 Axle Ratio									
60/61	A	‡ 8	292	3.70	7.50 x 14-8.00 x 14		Steel	22	B7A 17322-W
60/61	A	‡ 8	292	3.70	6.70 x 15-7.10 x 15-8.50 x 14	Green	Nylon	21	C0AA 17271-H
60/61	A(P/I)	8	292	3.70	6.70 x 15-7.10 x 15-7.50 x 14-8.00 x 14-8.50 x 14		Steel	22	B7A 17322-W
60/61	A(Taxi)	8	292	3.70	6.70 x 15-7.10 x 15-7.50 x 14-8.00 x 14-8.50 x 14		Steel	22	B7A 17322-W
3.89 Axle Ratio									
60/61	A	‡ 8	292	3.89	6.70 x 15-7.10 x 15-7.50 x 14-8.00 x 14-8.50 x 14		Steel	22	B7A 17322-W
60/61	A(P/I)	8	292	3.89	6.70 x 15-7.10 x 15-7.50 x 14-8.00 x 14-8.50 x 14		Steel	22	B7A 17322-W
60/61	A(Taxi)	8	292	3.89	6.70 x 15-7.10 x 15-7.50 x 14-8.00 x 14-8.50 x 14		Steel	22	B7A 17322-W
64	A	6&8	All	3.89	7.00 x 14	Red	Nylon	21	C4OZ 17271-A
64	A	6&8	All	3.89	7.60 x 15	Pink	Nylon	19	C0DD 17271-C
64	A	6&8	All	3.89	7.50 x 14-8.00 x 14-8.50 x 14-6.70 x 15-7.10 x 15	Black	Nylon	20	C1DD 17271-A
4.11 Axle Ratio									
64	A	6&8	All	4.11	7.00 x 14	Pink	Nylon	19	C0DD 17271-C

YEAR	MODEL	DESCRIPTION	QTY.	PART NUMBER
17A326 KIT - TACHOMETER - Also refer to Group 17360				
60/	All (8 cyl. high-performance units-12 volt)	Sun type kit-4" size-circle-sweep dial-to 9000 R. P. M. -for steering column or instrument panel top mount add (1) C4AZ 17368-A	1	C4AZ 17A326-A
Consists of				
1-C3RA 17A314-A Sender		1-C3RA 17360-F Tachometer	1-IS 1214	Instructions
60/	All (8 cyl.)	Cobra-6000 RPM-250° dial	1	•C6AZ 17A326-E
60/	All (8 cyl.)	Cobra-9000 RPM-250° dial	1	•C6AZ 17A326-G
Consists of				
1-C4RA 17311-A Housing		1-C5RA 17368-B Bracket		
1-C5RA 17360-A Tachometer (8 cyl. 6000 RPM)		1-34176-S6 or S13 Nut-No. 10-32 crown		
or		2-52735-S13 Screw-No. 10-20 pan head tap		
1-C5RA 17360-C Tachometer (8 cyl. 9000 RPM)		1-IS 2235 Instructions		

• Except Police Interceptor and Taxi † "Before 9/19/60" ‡ "From 9/19/60"
 • For Steering Column mount (1) C6AZ 17368-A Mounting Bracket Kit is required

FORD CAR PARTS

YEAR	MODEL	DESCRIPTION	QTY.	PART NUMBER
	17A326 KIT - TACHOMETER - continued	- Also refer to Group 17360		
60/	All (6 cyl.)	6000 RPM (flat type)-100° dial	1	C8AZ 17A326-A
60/	All (8 cyl.)	6000 RPM (flat type)	1	C8AZ 17A326-B
60/	All (8 cyl.)	8000 RPM (flat type)-250° dial	1	C8AZ 17A326-C
	17A334 DIAL and MASK ASSY. - SPEEDOMETER			
64/	S		1	C4SZ 17A334-A
	17A359 BUSHING - SPEEDOMETER CABLE			
64	S	To adapt existing cable to speed control pump (9C731)-Nylon-.32" I.D. x .55" O.D. x .38" thick	1	C4SZ 17A359-A
	17360 TACHOMETER ASSY. - Also refer to Group 17A326			
63/64	X (8 cyl. -Sprint)		1	C4DZ 17360-A
63	X(62C, 76A)	Strap-adjustable(wire leads to brake pedal suppt.)	1	376914-S(YY2)
	17A360 NUT - SPEEDOMETER CABLE			
64	S	To adapt existing cable to speed control pump (9C731)-7/8"-18 knurled	1	C4SZ 17A360-A
	17368 KIT - TACHOMETER MOUNTING BRACKET			
63	X-Sprint	Bracket only-pkg. includes (1) 379024-S15 screw	1	C3RZ 17368-A
64	A, B, S, X		1	
64	X	Screw(brkt. & plate to radio grille)-No.8-15 x 3/4"	1	52742-S8(U385)
60/	All		1	C2RZ 17368-B
60/	All(12 volts-8 cyl. -high performance units)	For mounting C4AZ 17A326-A tachometer kit on instrument panel top or steering column	1	C4AZ 17368-A
	17A385 BRACKET - FRONT LICENSE PLATE MOUNTING - Also refer to Group 17736			
61/63	S		1	C1SB 17A385-A
64	S	No bracket used from 4/13/64	1	C4SZ 17A385-B
64	S	"Before 4/13/64" Screw(license plate to frt. brkt.)-1/4"-20 x 5/8"-plastic	2	★41584-S40
64	S	"Before 4/13/64" Locknut(brkt. to frt. bumper)-5/16"-18	2	34392-S7(M93)
64	S	"Before 4/13/64" Bumper (anti-rattler between license plate & brkt.)-rubber	1	375838-S(CC32)
64	S	"Before 4/13/64" Screw(bracket to frt. bumper)-5/16"-18 x 3/4"	2	20347-S8(B156)
64	S	"Before 4/13/64" Nut(license plate to frt. brkt.)-1/4"- nylon	2	380707-S(MM228B)
63	S	Screw(brkt. to frt. bumper guard)-5/16"-24 x 1"	2	20387-S8(B157)
63	S	Lockwasher(brkt. to frt. bumper guard)-5/16"	2	34906-S8(X98)
	17A387 FRAME - LICENSE PLATE			
60/	A, B, S, X(except Falcon-rear 1960/63)	Kit-front or rear-consists of (1) frame & attaching parts	1	C2AZ 17A387-A
	17A425 WIRE - WIPER MOTOR GROUND - Improve from B6A 14296-C wire			
63	B	Screw(wire to dash panel)-No. 14-14 x 1/2"	1	31497-S8(U254)
63	B	Lockwasher(wire to dash panel)-1/4"	1	34940-S7(X88)
	17C428 SLEEVE - WINDSHIELD WIPER MOTOR SWITCH			
63/64	A, B, X	Used with single speed Ford motor	1	C3AZ 17C428-A
	17C429 PLATE - WINDSHIELD WIPER MOTOR SEAL			
63/64	A	Used with single speed & 2 speed wipers	1	C3AZ 17C429-A
	17C430 GASKET - WINDSHIELD WIPER MOTOR SEAL			
63/64	A	Rubber-used with single speed & 2 speed wipers	1	C3AZ 17C430-A
	17A431 HOUSING - WINDSHIELD WIPER			
62	A, B	For single speed Autolite wiper-use(17508) motor	1	★
63/64	A	Used with single speed Ford motor	1	C3AZ 17A431-B
63/	B, X		1	
63	A, B, X	Screw(hsg. to plate & switch assy.)-No.6-18 x 3/8"	1	★52718-S
	17C431 GROMMET ASSY. - WIPER MOTOR MOUNTING BRACKET			
63/64	A	Used with single speed & 2 speed wipers	4	C3AZ 17C431-A
63/64	A-with A/C & P/S(223, 260, 289, 352, 390)	Used as insulator for P/S reservoir	1	
64	S-with A/C & P/S	Used between P/S reservoir & fender apron	2	

FORD CAR PARTS

SECTION 175

839

YEAR	MODEL	DESCRIPTION	QTY.	PART NUMBER	
17A434 GEAR and SHAFT ASSY. - WIPER OUTPUT					
62	A, B	Used with single speed Autolite wiper-use w/C2AZ17A485-A armature-also supplied in C2AZ 17C437-A Kit	1	C2AZ 17A434-B	
63/64	A	Used with single speed Ford motor	1	C3AZ 17A434-B	
63/	B, X	Used with single speed Ford motor	1	C3DZ 17A434-B	
62	A, B	Washer-3/8" flat (used as thrust washer)	1	370444-S7(XX135)	
63	A	Flatwasher(spacer output gear & shaft assy.)-3/8"	1	372505-S8 (XX146C)	
63	A	Ring-retaining(gear to motor hsg.)-3/8"	1	374035-S(XX13C)	
17A435 SHAFT - ELECTRIC WINDSHIELD WIPER OUTPUT					
60/62	A	"Before 10/3/60 to 12/25/61"	Used with 2 speed electric motor	1	C1AF 17A435-A
62	A	"From 12/25/61"	Used with 2 speed electric motor	1	C2AZ 17A435-A
63/64	A	Used with 2 speed wiper-After 4/15/63 includes retainer for use with revised shaft	1	C3AZ 17A435-A	
62/	B	Used with 2 speed electric motor	1	C2OZ 17A435-A	
60	X		1	★C0DF 17A435-A	
61/62	X	Used with 2 speed electric motor	1	★C0DF 17A435-B	
63/	X	Used with 2 speed Ford motor	1	C3DZ 17A435-B	
17A436 ARM - ELECTRIC WINDSHIELD WIPER OUTPUT					
- A -					
60/61	A	"Before 10/3/60"	1	C0AF 17A436-B	
		"From 10/3/60"	1	C1AF 17A436-A	
62	A	Used with 2 speed electric motor	1	C2AZ 17A436-B	
63/64	A	Used with single speed Ford motor	1	C3AZ 17A436-B	
63/64	A	Used with 2 speed Ford motor	1	C3AZ 17A436-G	
- B -					
62	B	Used with 2 speed motor	1	C2OZ 17B545-A	
		Used with single speed motor	1	C2OZ 17B545-B	
63/	B	Used with single speed Ford motor	1	C3OZ 17A436-D	
63/	B	Used with 2 speed Ford motor	1	C3OZ 17A436-A	
- X -					
60/62	X		1	C0AF 17A436-B	
63/	X	Used with 2 speed Ford motor	1	C3DZ 17A436-A	
63/	X	Used with single speed Ford motor	1	C3DZ 17A436-B	
63	A, B, X	Nut (arm to motor & hsg. assy.)-1/4"	1	33796-S7(M61)	
63	A, B, X	Lockwasher(arm to motor & hsg. assy.)-1/4"	1	34940-S7-8(X88)	
62	B	Washer (used as thrust between arm and single speed motor)-3/8" spring	1	356482-S2(XX370)	
62	B	Washer-3/8" flat	1	★376028-S	
17C437 KIT - WINDSHIELD WIPER ARMATURE and GEAR					
62	A, B	For Autolite EPW 4006 single speed wipers		C2AZ 17C437-A	
consists of					
1-C2AF 17A485-A (EPW 2106) Armature		1-C2AZ 17A434-B (EPW 1028) Shaft & gear			
17C440 BOOT - WIPER TERMINAL SEAL					
63	B, X	Used with single speed Ford motor	1	C3OZ 17C440-A	
17C441 SHIELD - WIPER MOTOR WATER					
63	S		1	C3SZ 17C441-A	
64/	S		1	C4SZ 17C441-A	
17C443 BRACKET - WIPER CONTROL					
64/	X	Steel-1 1/8" top O.D.	1	C4DZ 17C443-A	
17C444 INSULATOR - WIPER MOTOR WATER SHIELD					
63/	S	Half-moon shape-cut from rubber-04" x 1.15" x 4"	1	★	
17C448 GASKET - WIPER CONTROL					
64	S	Cut from foam rubber-1/8" x 2 1/4" x 3/4"	1	★	
17C455 SLINGER - WIPER OUTPUT SHAFT					
63/	A	Rubber-round-.94" I.D.	1	C3AZ 17C455-A	

YEAR	MODEL	DESCRIPTION	QTY.	PART NUMBER
17A460 WIRING ASSY. - WINDSHIELD WIPER SWITCH TO IGNITION SWITCH				
60/61	A	Improvise from B6A 14296-C (1) wire 47.0" & (1) wire 6.0" long	1	★
62	B	Used with single speed motor when converting from 2-speed to single-speed wiper	1	C2OZ 17A460-B
63	B-with single speed wiper		1	
62	B	Used with 2-speed motor & C3OZ 17B587-A (wiring assy.) when converting from single-speed to 2-speed wiper	1	C2OZ 17A460-C
63	B-with 2-speed wiper		1	
64/	B	Used when converting single-speed w/s wipers to 2-speed w/s wipers	1	C4OZ 17A460-A
64/	B	Used when converting 2-speed w/s wipers to single-speed wipers-improvise	1	★
61/62	S	Improvise from B6A 14296-C - (1) wire 45.0" & (1) wire 13.0" long	1	★
60/62	X	Improvise from B6A 14296-C-(1)wire 33.0" & (1) wire 6.0" long	1	★
64	X	Used when converting single speed w/s wipers to 2-speed wipers	1	C4DZ 17A460-A
60/61	A	Clip (wiring with bolt that attaches motor to inner cowl top panel)	1	353547-S2(GG173)
61/62	S	Clip (wiring to instrument panel center support bracket)	1	
60/	X	Clip (wiring to instrument panel)	1	372864-S100(GG91)
17A461 CAM - ELECTRIC WINDSHIELD WIPER MOTOR				
60/	A	Used with 2 speed Ford motor	1	COMF 17A461-A
61/62	S		1	
61/	B		1	
60/	X		1	
17A464 ARM and LINK ASSY. - ELECTRIC WINDSHIELD WIPER				
60	A	"Before 9/16/59"	1	B9MF 17A464-B
60	A	"From 9/16/59"	1	★COAF 17A464-A
60	A	Ring-1/4" retainer	1	372999-S(QQ35)
60/64	A	Used with 2 speed Ford motor	1	COMF 17A464-A
61/62	S		1	
61/	B, X		1	
17470 CONTROL ASSY. - WINDSHIELD WIPER - Also refer to Groups 17A511, 17A553, 17A625				
- A -				
60/61	A	"Before 3/24/61"	1	COAF 17470-H
61/62	A	"From 3/24/61 to 6/15/62"	1	C1AB 17B479-A
- S -				
60	S		1	B8S 17470-A
61	S	"Before 3/24/61"	1	C1SF 17470-B
61/62	S	"From 3/24/61"	1	C1SB 17B479-A
63	S		1	C3SZ 17B479-A
64/	S		1	C4SZ 17470-D
- X -				
60/62	X	Cut to length	1	B9A 17470-A
60/61	A	Screw & washer (control & adaptor to motor)- No. 6-32 x 3/4"	1	371425-S8(BB554)
61	S		1	
60/62	X		1	
60	A (8 cyl.)-with alternator	Screw & washer (control to guide to adaptor)	1	
60	A (6 cyl.)-with A/C		1	
60	S	Clip (control to dash panel)	1	372046-S100 (GG186)
63	S	Clip (control wire to upper cowl)	1	★372886-S100
63	S	Screw (control wire thru clip to upper cowl)- No. 8-15 x 3/8"	1	376378-S101 (UU97)
63/	S	Grommet (control wire thru upper cowl)	1	352963-S(KK17)
64/	S	Screw(control & brkt.to plate)-No.10-24 x 3/8"	6	40905-S7(U258)

FORD CAR PARTS

SECTION 175

841

YEAR	MODEL	DESCRIPTION	QTY.	PART NUMBER
17471 GASKET - ELECTRIC WINDSHIELD WIPER MOTOR SWITCH COVER				
61/62	S	015" thick-used with 2 speed motor	1	C2OZ 17471-A
60/	B, X		1	
60/	A		1	
63/	B, X	Used with single speed Ford motor	1	C6AZ 17471-B
63/	A		1	
17B471 LENS - WIPER CONTROL INDICATOR LAMP				
64	S	"Wipers-washers"-green plastic-4 holes	1	C4SZ 17B471-C
17C472 CONNECTOR - WIPER MOTOR HOSE				
64/	S	Brass-4, 32" long-threaded both ends -inlet	1	C4SZ 17C472-A
64/	S	Brass-4, 54" long-threaded one end-return	1	C4SZ 17C472-B
17C473 GASKET - WIPER CONTROL INDICATOR LENS				
64	S	Cut from foam rubber-. 18" x .41" x 2 1/2"	2	★
17A474 ADAPTOR - ELECTRIC WINDSHIELD WIPER CONTROL CO-ORDINATOR				
60	X		1	★B9AF 17A474-A
		Screw (adaptor to motor base)-No. 8-32 x 5/8"	1	★31077-S8
		Lockwasher-No. 8	1	34802-S7(X59)
		Screw & washer (cable to adaptor)-No. 6-32 x .75"	1	371425-S8(BB554)
17B474 TUBE ASSY. - WIPER PRESSURE FEED				
63	S		1	C3SZ 17B474-A
64	S		1	C4SZ 17B474-A
17A475 SEAL - WIPER PIVOT SHAFT				
62/	B	Leather-improvise	2	★
17B476 TUBE ASSY. - WIPER MOTOR UPPER RETURN				
63	S	Cut from B7Q 2269-A and add (2) pieces 87945-S8 fitting	1	★
63	S	Elbow (connects upper and lower return tubes)- 3/8" tube	1	376682-S (II-171D)
17A479 GEAR ASSY. - ELECTRIC WINDSHIELD WIPER MOTOR INPUT - Also refer to Group 17490				
60	A, X		1	B9MF 17A479-B
60/	A	Used with 2 speed electric motor	1	C5AZ 17A479-B
61/62	S		1	
61/	B, X		1	
63/64	A	Used with single speed Ford motor	1	C3AZ 17A479-A
63/	B, X		1	
17B479 SWITCH and CONTROL ASSY. - ELECTRIC WINDSHIELD WIPER - Refer to Group 17470				
17B483 WINDSHIELD WIPER MOTOR KIT - KICKER and SHUTTLE				
60/62	X		1	C0DZ 17B483-A
Consists of 1-C0DB 17B480-A Kicker 1-C0DB 17B481-A Spring 1-C0DB 17B482-A Shuttle 1-Instruction Sheet				
17A485 ARMATURE - WINDSHIELD WIPER MOTOR				
62	A, B	Used with single speed wiper-use w/C2AZ 17A434-B-supplied only in C2AZ 17C437-A kit	1	★
63/64	A, B, X	Used with single speed Ford motor	1	C3AZ 17A485-C
17491 CONNECTOR - VACUUM PUMP TO INTAKE MANIFOLD TUBE - Improvise from 17543 bulk hose				
17492 SHIELD - CONNECTING ARM WATER				
63/	S	Rubber	2	C3SZ 17492-A
17496 BRACKET - WIPER MOTOR MOUNTING				
- A -				
63/64	A	Used with single speed wiper-3" wide at ctr. hole	1	C3AZ 17496-B
63/64	A	Used with 2 speed wiper-3 3/4" wide at ctr. hole	1	C3AZ 17496-A
- B -				
63/	B	For single speed motor-4 holes in center boss	1	C3OZ 17496-B
		For 2 speed motor-3 holes in center boss	1	C3OZ 17496-A

YEAR	MODEL	DESCRIPTION	QTY.	PART NUMBER
17496 BRACKET - WIPER MOTOR MOUNTING - continued				
- S -				
63	S		1	C3SZ 17496-A
64/	S		1	C4SZ 17496-A
- X				
60/62	X	Scoop shape-used with vacuum motor	1	C0DB 17496-C
63/	X	Used with single speed or 2 speed electric motor	1	
63	X	Used with single speed wiper	1	C3DZ 17496-B
		Used with 2 speed wiper	1	C3DZ 17496-A
60/	A	Bolt (bracket to motor)-1/4"-20 x 1/2"	3	20308-S7(B40)
60/	A	Grommet (motor support mounting)	3	★359771-S
60/	A	Lockwasher-1/4"	3	351405-S(XX147)
62	B	Screw & washer (bracket to motor)1/4"-20 x 1/2"	3	43260-S8(U1)
63	S	Screw (brkt. to motor)-5/16"-24 x 3/4"	2	20347-S8(B156)
63	S	Lockwasher (brkt. to motor)-5/16"	2	34806-S7(X64)
63	S	Screw (brkt. thru cowl to mtg. plate)-1/4"-20 x 5/8"	2	43263-S8(U3)
63	S	Screw (brkt. & shield thru cowl to mtg. plate)	2	
63	X	Screw (brkt. to auxiliary drive body)	3	
64	S	Screw (brkt. thru cowl to mtg. plate)-1/4"-20 x 3/4"	2	371492-S2
64	S	Screw (brkt. & shield thru cowl to mtg. plate)	2	(BB659)
63/	B	Screw (brkt. thru cowl to mtg. plate)	2	
17A499 LEAD ASSY. - WINDSHIELD WIPER MOTOR				
62	A, B	Used with single speed motor	1	C2AZ 17A499-A (ML-257)
17A500 KIT - CAM REPLACEMENT - ELECTRIC WINDSHIELD WIPER				
60/62	X	Used with C0DF 17508-C motor-consists of the following	1	B9MY 17A500-A
		(1) Spring	(2) Retainer	(1) Cam
		(1) 353862-S "C" Washer	(2) 358662-S Spacer	
17A501 SPRING - ELECTRIC WINDSHIELD WIPER CAM RETURN				
60/	A	Used with 2 speed Ford motor	1	COMF 17A501-B
61/62	S		1	
61/	B, X		1	
17504 MOTOR ASSY. - WINDSHIELD WIPER - Refer to Group 17508				
17508 MOTOR ASSY. - WINDSHIELD WIPER				

The following chart will provide quick identification when the production wiper motor number is known, wiper motors may also be selected by model, year and description beginning on the next page.

IDENTIFICATION	SERVICE PART NUMBER	IDENTIFICATION	SERVICE PART NUMBER
C3SB 17C434-A	C3SZ 17508-A	C2SF 17504-A	C1SZ 17508-B
C4SB 17C434-A	C5SZ 17508-C	C2SF 17504-C	C1SZ 17508-B
C4SB 17C434-B	C5SZ 17508-C	C2SF 17504-D	C1SZ 17508-B
C4SB 17C434-C	C5SZ 17508-C	C2SF 17504-E	C1SZ 17508-B
C4SB 17C434-D	C5SZ 17508-C	C3AF 17504-B	C3AZ 17508-B
C1AB 17504-A	C1AZ 17508-A	C3AF 17504-D	C3AZ 17508-B
C1SF 17504-A	C1SZ 17508-B	C3AF 17504-E	C3AZ 17508-B
C1SF 17504-B	C1SZ 17508-B	C3AF 17504-H	C3AZ 17508-B
C1SB 17504-A	C1SZ 17508-B	C3AF 17504-J	C3AZ 17508-B
C1SB 17504-B	C1SZ 17508-B	C3AF 17504-K	C3AZ 17508-B
C2DF 17504-A	C2DZ 17508-B	C3AF 17504-L	C3AZ 17508-B
C2OB 17504-A	C2AZ 17508-A	C3AF 17504-R	C3AZ 17508-A
C2OB 17504-C	C2AZ 17508-A	C3AF 17504-S	C3AZ 17508-A
C2OF 17504-A	C2OZ 17508-C	C3AF 17504-T	C3AZ 17508-B
C2OF 17504-C	C2OZ 17508-C	C3AF 17504-U	C3AZ 17508-B
C2OF 17504-D	C2OZ 17508-C	C3AF 17504-V	C3AZ 17508-A
C2OF 17504-E	C2OZ 17508-C	C3AF 17504-Y	C3AZ 17508-B
C2OF 17504-F	C2OZ 17508-C	C3DF 17504-A	C3DZ 17508-A

SECTION 175

FORD CAR PARTS

YEAR	MODEL	DESCRIPTION	QTY.	PART NUMBER
17508 MOTOR ASSY. - WINDSHIELD WIPER - continued				
- X -				
60/62	X	Vacuum-less drive-includes attaching parts	1	CODB 17508-C
60/62	X	2 speed electric - less drive	1	C2DZ 17508-B (WM-128)
63/	X	2 speed electric - less bracket & drive	1	C3DZ 17508-A (WM-120)
63/	X	Single speed electric (Ford)-less drive	1	C3UZ 17508-C (WM-122)
60	A	Screw & washer (motor thru cowl to auxiliary drive body)-1/4"-20 x 5/8"	2	*50880-S7
60	A (8 cyl.)-with electric wipers	Plug (required to plug 5/16" hole on 3 way tee 372298-S)-1/2"-20 x 5/16" tube	1	373084-S8(PP38B)
60/	A,B,S,X	Lockwasher-1/4" external tooth	AR	34940-S7(X88)
60/	A,B,S,X	Nut (electric motor output arm to shaft)-1/4"-28	1	33796-S7(M61)
60/	A	Screw (elect. motor to dash panel)-1/4"-20 x 1"	2	38294-S8(U141)
60/	X	Screw (vacuum mtr. to auxiliary drive body)	2	
61/	A	Bolt (vacuum motor thru cowl to aux. drive body)-1/4"-20 x 3/4"	2	20344-S7(B42)
61/64	S	Screw (electric motor to cowl top inner panel)-No. 14-14 x 1/2"	2	31497-S8(U254)
64	B-with 2 speed wiper	Screw (ground wire to dash panel)	2	
63/64	S	Screw (motor to motor mtg. brkt.)-5/16"-24 x 3/4"	2	20347-S8(B156)
63/64	S	Lockwasher (motor to motor mtg. brkt.)-5/16"	2	34806-S7(X64)
60/	X	Bolt(elect. wiper mtr. to dash panel)-1/4"-20 x 1 3/4"	2	370521-S(BB128)
60/	X	Lockwasher-1/4" spring	2	34805-S8(X62)
17A511 COVER - WIPER GEAR - Also refer to Groups 17470, 17A553, 17A555				
60/61	A	Used with C2AZ 17508-A motor	1	C0AF 17A511-A
62	A	Used with 2 speed electric motor	1	
62/64	A	Used with 2 speed electric motor	1	C2OZ 17A511-A
63/	B, X	Used with single speed motor-includes	1	C3AZ 17A511-C
63/	A	(1) C6AZ 17471-B gasket	1	
60/61	X		1	COMF 17A511-C
61/62	S		1	
62/	X, B	Used with 2 speed electric motor-for 1963 Fairlane, shim AR w/C2OZ 17471-A	1	C2OZ 17A511-A
60/61	A, X	Screw (switch & cover to motor)-No. 8-18 x 3/8"	5	*52600-S8B
60/61	A	Nut-(retainer to cover)-No. 6-32	1	372914-S2(MM173)
17B511 RESISTOR and TERMINAL ASSY. - WIPER MOTOR				
61	S	Used in C1SZ 17508-B motor	1	C1SZ 17B511-A
17512 NUT - WINDSHIELD WIPER CONTROL - Also refer to Group 019A10				
62	A (except 76B)	Chrome face-also used for R. H. air control & top control	AR	C2AB 17512-A
63	A	For windshield wiper control	1	C2AB 17512-A
	A(P/I)-with interior lamps		1	C1TF 17512-A
64	A	For windshield wiper control	1	C4AZ 17512-A
	A (54B, 62B)	Used on units w/lamp on instrument panel	1	C3OZ 17512-A
62/	B	Also used for R. H. air control on 8 cyl. with automatic choke	1 or 2	C3OZ 17512-A
61/63	S		1	C1SZ 17512-A
60/63	X		1	B7A 17512-B
64/	X		1	C4DZ 17512-A
63/64	A	Flatwasher (prevents nut from scratching bezel)-11/16"	1	376529-S (XX221D)
17513 KNOB ASSY. - Also refer to Groups 15674, 18513, 18519				
- A -				
60/61	A	Black w/chrome ctr. -knurled-w/s wiper control	1	C0AF 17513-A
	A(76)	Top control	1	
	A	Vacuum door lock control	1	
	A	Recirculating heater	1	

FORD CAR PARTS

SECTION 175

845

YEAR	MODEL	DESCRIPTION	QTY.	PART NUMBER
17513 KNOB ASSY. - continued - Also refer to Groups 15674,18513,18519				
- A -				
62	A(except 65B, 76B) A(76A)	Black w/chrome ctr. -knurled-w/s or R. H. air control Top control-for model 76B refer to Group 15674	1or2 1	C0AF 17513-A
63	A A(except moveable steering column) A(with moveable steering column)	Chrome w/black ctr. -1.18" dia. -short shank-w/s wiper control Chrome w/black ctr. -1.18" dia. -long shank - R. H. - air control Chrome w/black ctr. -1.01" dia. -short shank-R. H. -air control	1 1 1	C3AZ 17513-A C3AZ 17513-B C3AZ 17513-C
64	A	Wiper control Air control-except moveable column Air control-w/moveable column	1 1 1	C4AZ 17513-A C4AZ 17513-B C4AZ 17513-C
- B -				
62	B B(Deluxe) B(except Deluxe)	Black w/chrome ctr. -knurled-R. H. air control White w/chrome ctr. -knurled-w/s wiper or R. H. air control White w/white ctr. -knurled-w/s wiper or R. H. air control	1 1or2 1or2	C0AF 17513-A C2OB 17513-A C0DF 17513-A
63/64	B	Black w/chrome ctr. -knurled-w/s wiper or R. H. air control	1or2	C0AF 17513-A
- S -				
60	S	White w/chrome ctr. -knurled-w/s wiper control	1	B9A 17513-A
61/63	S	Chrome w/chrome ctr. -knurled-w/s wiper control or L. H. air vent control	1or2	C1SF 17513-B
64/	S	"From 10/28/63" "From 10/28/63"	2 2	C4SZ 17513-C C4SZ 17513-C
- X -				
60/61	X	White w/white ctr. -knurled-w/s wiper control or heater control	1or2	C0DF 17513-A
62	X(except Futura) X(Futura)	White w/white ctr. -w/s wiper or heater control White w/chrome ctr. -knurled-w/s wiper or heater control	1or2 1	C0DF 17513-A C2OB 17513-A
63	X(except 62C, 63, 76) X(62C, 63, 76)	White w/white ctr. wiper or R. H. air control White w/chrome ctr. -w/s wiper or R. H. air control	1or2 1or2	C0DF 17513-A C2OB 17513-A
64	X(54A, 54D, 59, 62A, 62D, 71A-B, 78) X(66-except with ornamentation package) X(54B, 62B, 62C, 63, 71C, 76) X(66-with ornamentation pkg.) X	Black w/black ctr. -knurled-wiper control - Black w/chrome ctr. -knurled-wiper control - Black w/black ctr. -knurled-marked "A" - Air control	1 1 1 1	C4DZ 17513-D C4DZ 17513-E C4DZ 17513-C
60/61/63	A, B, X S	Screw (knob to control)-No. 8-32 x .19" set	1or2 1or2	375504 -S8(UU28A)
60	S	Screw (knob to control)-No. 8-32 headless set	1	358812-S2(UU21)
17514-5 SPACER - WINDSHIELD WIPER MOUNTING - OUTER				
- A -				
60/61	A	"Before 11/16/60"	2	C0AB 17514-A
61/62	A	"From 11/16/60"	2	C1AB 17514-A
- B -				
62	B	R. H. & L. H.	2	C2OB 17514-A
63/	B(54, 62, 71)	R. H. & L. H. -9/16" thick	2	C3OZ 17514-A
63/	B(65)	R. H. & L. H. -3/8" thick	2	C3OZ 17514-B
- S -				
61/63	S	R. H. L. H.	1 1	C1SB 17514-A C1SB 17515-A
64/	S	R. H. -marked C4SB 17514-CW, E L. H. -marked C4SB 17515-CW, E	1 1	C4SZ 17514-B C4SZ 17515-B
- X -				
60/	X	R. H. L. H.	1 1	C0DB 17514-B C0DB 17515-B
64	S	Nut (R. H. & L. H. spacer & adapter to arm & pivot shaft)-3/4"-20	2	370695-S37 (MM213D)

YEAR	MODEL	DESCRIPTION	QTY.	PART NUMBER			
17B517 PLATE ASSY. - WINDSHIELD WIPER MOTOR MOUNTING							
63/	B	Used w/single speed or two speed motor	1	C3OZ 17B517-A			
		Screw & washer (plate to dash panel)-1/4"-20 x 5/8"	AR	43263-S8(U3)			
17B518 PLATE - WINDSHIELD WIPER MOTOR MOUNTING							
63/64	A	Used with single speed & 2 speed motors	1	C3AZ 17B518-A			
63/	S	Tapping	2	C3SZ 17B518-A			
63/64	A	Screw (plate to mtg. brkt.)-1/4"-20 x 5/8"	4	43263-S8(U3)			
63	S	Screw (plate to cowl top)	2				
64/	S	Screw (plate to cowl top)-1/4"-20 x 3/4"	2	371492-S2(BB569)			
17522 VALVE ASSY. - WINDSHIELD WIPER MOTOR VACUUM CHECK							
60/	X		1	C0DB 17522-A			
17524 ADAPTOR - WIPER ARM PIVOT SHAFT							
64/	S		2	C4SZ 17524-A			
17526-7 ARM ASSY. - WINDSHIELD WIPER							
- A -							
		OVERALL LENGTH	QTY.	RIGHT HAND	QTY.	LEFT HAND	
60/61	A	"Before 11/16/60"	Adjustable 10.38" to 14.87" long-dull finish	1	C0AZ 17526-A	1	C0AZ 17526-A
61/64	A	"From 11/16/60"	Used with 43/64" I. D. pivot shaft	1	C2AZ 17526-A	1	C2AZ 17527-A
- B -							
62/	B		13 1/2"	1	C2OZ 17526-A	1	C2OZ 17526-A
- S -							
60	S		11.79"	1	B7A 17526-A	1	B7A 17527-A
60	S		Adjustable 10.97" to 14.84" long-dull finish	1	B2AZ 17526-A	1	B2AZ 17526-A
61/63	S		16 1/2"	1	C3SZ 17526-A	1	C3SZ 17527-A
64/	S		15 1/4"	1	C4SZ 17526-B	1	C4SZ 17527-B
61/	S		Adjustable 12.10" to 16.72"	1	C1SZ 17526-A	1	C1SZ 17526-A
- X -							
60/	X		Adjustable 10.38 to 14.87" long-dull finish	1	C0AZ 17526-A	1	C0AZ 17526-A
17A526 COVER - WINDSHIELD WIPER SWITCH WIRING							
60/62	A, X	Used with 2 speed wiper motor	1	★COMF 17A526-A			
61/62	B, S	Used with 2 speed wiper motor	1				
62	B	Used with single speed motor	1	★C2AZ 17A526-A			
60/62	A, B, S, X	Screw & washer (cover to switch)-No. 8-32x3/8"	1	50507-S8(U151)			
17528 BLADE - WINDSHIELD WIPER							
- A -							
			BLADE ONLY		BLADE ASSY.		
60/61	A	13.00" long -(Trico)	△C3TZ 17593-A	2	◇C3TZ 17528-A		
60/61	A	"Before 11/15/60"	11.82 long-dull finish	Not available	2	A8TZ 17528-A	
60/61	A	12.88" long-(Trico)	C3TZ 17593-A	2	B8SZ 17528-B		
60/64	A	15.00" long-(Trico)	C3AZ 17593-C	2	†★C3AZ 17528-E		
61	A	13.00" long-(Anco)	C1AZ 17593-A	2	●★C1AZ 17528-A		
60/64	A	15.00" long-(Trico)	Not available	2	C3AZ 17528-J		
63/64	A	15.00" long-(Anco)	C3AZ 17593-B	2	†★C3AZ 17528-D		
- B -							
63/	B(2-speed wipers)	16.00" long-(Anco)	C3OZ 17593-D	2	C3OZ 17528-H		
62/	B-with single speed wipers	15.00" long-(Trico)	C3AZ 17593-C	2	†★C3AZ 17528-E		
62/	B	15.00" long-(Trico)	Not available	2	C3AZ 17528-J		
62/	B	16.00" long-(Trico)	C6AZ 17593-B	2	C3OZ 17528-G		
- S -							
60	S	12.88" long-(Trico)	C3TZ 17593-A	2	B8SZ 17528-B		
61/62	S	16.00" long-(Trico)	C6AZ 17593-B	2	C3OZ 17528-L		
63/	S	18.00" long-(Anco)	C4SZ 17593-A	2	●★C4SZ 17528-A		
63/	S	18.00" long-(Trico)	C8UZ 17593-A	2	C1VB 17528-C		
		Bright finish					
63/	S	18.00" long(Trico)-dull finish	C8UZ 17593-A	2	C1VZ 17528-B		
- X -							
60/	X	15.00" long-(Trico)	C3AZ 17593-C	2	†★C3AZ 17528-E		
60/	X(single speed wipers)	15.00" long-(Trico)	Not available	2	C3AZ 17528-J		

△ For use on Replacement Blade Assy.

◇ Replace in pairs

† For service use C3AZ 17528-J

● For service use B8SZ 17528-B

● For service use C1VZ 17528-B

FORD CAR PARTS

SECTION 175

847

YEAR	MODEL	DESCRIPTION	QTY.	PART NUMBER
17530 BEZEL - OUTSIDE MIRROR CONTROL				
64/	S		1	C4SZ 17530-A
17531 CLIP - WINDSHIELD WIPER ADAPTER AND CONNECTING ARM				
60/64	A, B, X	"U" shape-overall height .60"	2	C3SZ 17531-A
61/	S		2	
17536 TUBE - VACUUM TO WINDSHIELD WIPER MOTOR HOSE				
60	A (8 cyl. 292), S (352 engine)-with Ford carb.	32.82" long-cut from 8C 2269-A tubing	1	★
60/61	A (8 cyl. 292) S (352 engine)-with Ford carb.	32.85" long-cut from 8C 2269-A tubing	1	★
61	A (8 cyl. 390)-with Ford carb.	36.00" long-cut from 8C 2269-A tubing	1	★
60/61	A (8 cyl. 352, 390)-with Holley carb.	34.63" long-cut from 8C 2269-A tubing	1	★
60	S (8 cyl. 430)	6.23" long-1/4" tubing-cut from 91A 2269	1	★
60	S (430 engine)	Elbow (tube to intake manifold)-90° angle	1	353281-S(II-154)
60	S (430 engine)	Nut-7/16"-24 (1/4" inverted flared)	1	87943-S8(I-21)
17540 ARM ASSY. - WINDSHIELD WIPER MOUNTING				
62	B		1	C2OZ 17540-B
62	B	Flatwasher-1/4"	1	44719-S8(X17)
62	B	Washer-3/8" spring	1	374669-S2(KX368A)
17541 WASHER - WINDSHIELD WIPER ARM TO PIVOT SHAFT				
60/	X	Leather	2	C0DB 17541-A
17543 HOSE - WINDSHIELD WIPER BULK				
		1/8" I. D. x 50 ft. long	AR	A9A 17543-A
		3/16" I. D. x 50 ft. long	AR	A9A 17543-B
		5/16" I. D. x 25 ft. long	AR	B9A 17543-A
		5/64" I. D. x 25 ft. long	AR	C1SZ 17543-A
		5/32" I. D. x 15 ft. long	AR	C8AZ 17543-A
		7/32" I. D. x 15 ft. long	AR	C8AZ 17543-B
		3/32" I. D. x 15 ft. long	AR	C8AZ 17543-C
		Grommet (w/shield washer hose L.H. to dash panel)	2	353789-S(KK6)
		Grommet (windshield wiper hose thru dash panel)	1	373114-S(KK41)
		Tee (transmission line and windshield wiper tube to intake manifold)-3 way	1	375518-S(II-167A)
17B545 ARM ASSY. - WINDSHIELD WIPER DRIVE - Refer to Group 17A436				
17A549 SCREW ASSY. - WIPER MOTOR SHAFT STOP				
63/	A	With Ford 2 speed motor	1	COMF 17A549-A
63/	B, X		1	
63/	A	With Ford single speed motor	1	C3AZ 17A549-A
63/	B, X	With Ford single speed motor	1	
17B549 LEVER - WIPER PARK SWITCH				
63/64	A	Used with single speed Ford motor	1	C3AZ 17B549-A
63/	B, X		1	
17A553 SWITCH ASSY. - ELECTRIC WINDSHIELD WIPER and WASHER - Also refer to Group 17470				
- A -				
62	A-with single speed wipers	5 terminals-marked C2AB 17A553-B	1	C2AZ 17A553-A
	A-with 2 speed wipers "From 6/15/62"	7 terminals-marked C2AB 17A553-C or D - for units built before 6/15/62 refer to Group 17B479	1	C2AZ 17A553-B
63	A-with single speed wipers (except w/s washers)	4 terminals-marked C3AB 17A553-A-not supplied-use C3AZ 17A553-A	1	★C3AB 17A553-A
	A-w/single speed wipers & w/s washers	6 terminals-marked C3MB 17A553-A-used with or without w/s washers	1	C3AZ 17A553-A
	A-with 2 speed wipers	7 terminals-marked C3AB 17A553-B or C	1	C3AZ 17A553-B
64	A(single speed wiper)	5 terminals-marked C4AB 17A553-A-use C4AZ 17A553-A	1	★C4AB 17A553-A
		5 terminals-marked C4AB 17A553-B-use C4AZ 17A553-A	1	★C4AB 17A553-B
		Use C4AZ 17A553-A	1	★C4AB 17A553-C
		7 terminals-includes terminals for w/s washer- marked C4MB 17A553-A-use w/C4AZ 17B587-D	1	C4AZ 17A553-A
	A(2-speed wipers)	7 terminals -marked C4MB 17A553-B	1	C4AZ 17A553-B

YEAR	MODEL	DESCRIPTION	QTY.	PART NUMBER
17A553 SWITCH ASSY. - ELECTRIC WINDSHIELD WIPER and WASHER - continued- Also refer to Group 17470				
- B -				
62	B-with single speed wipers	3 terminals-marked C2YB 17A555-A	1	C2OZ 17A555-A
	B-with 2 speed wipers	6 terminals-marked C2OB 17A553-A or B	1	C2OZ 17A553-A
63	B-with single speed wipers	4 terminals-marked C3OB 17A555-A	1	C3OZ 17A555-A
	B-with 2 speed wipers	6 terminals-marked C2OB 17A553-A or B	1	C2OZ 17A553-A
64/	B-with single speed wipers	5 terminals-marked C3OB 17A553-A	1	C4OZ 17A553-B
	B-with 2 speed wipers	6 terminals-marked C4OB 17A553-A	1	C4OZ 17A553-A
- X -				
63	X-with single speed wipers (except w/s washers)	4 terminals-marked C3AB 17A553-A-not supplied-use C3AZ 17A553-A	1	*C3AB 17A553-A
	X-with single speed wipers & w/s washers	6 terminals-marked C3MB 17A553-A-used with or without w/s washers	1	C3AZ 17A553-A
	X-with 2 speed wipers	7 terminals -marked C3AB 17A553-B or C	1	C3AZ 17A553-B
64/	X-with single speed wipers	5 terminals-marked C3AB 17A553-D	1	C4DZ 17A553-B
	X-with 2 speed wipers	6 terminals-marked C4DB 17A553-A	1	C4DZ 17A553-A
17554-5 HOUSING ASSY. - WINDSHIELD WIPER PIVOT SHAFT				
60	S	R. H.-includes B8S 17514-A spacer	1	B8S 17554-A
		L. H. -includes B8S 17514-A spacer	1	B8S 17555-A
17A555 SWITCH ASSY. - ELECTRIC WINDSHIELD WIPER CONTROL - Refer to Group 17A553				
17A556 GEAR and STOP ASSY. - ELECTRIC WINDSHIELD WIPER OUTPUT				
60/64	A	Used with 2 speed Ford motor	1	B9MF 17A556-A
61/64	B		1	
61/62	S		1	
60/	X		1	
17B563 PIN - WINDSHIELD WIPER MOTOR				
63/	A, B, X	Used with single speed Ford wiper	1	C3AZ 17B563-A
17B564 PIN - WIPER MOTOR CONTACT OPERATING				
63/	A, B, X	Used with single speed wiper	1	C3AZ 17B564-A
17566-7 ARM and PIVOT SHAFT ASSY. - WINDSHIELD WIPER MOUNTING				
- A -				
60/61	A	"Before 11/16/60" R. H. -less spacer-used with 1/2" O. D. knurled driver	1	C0AB 17566-B
		"Before 11/16/60" L. H. -less spacer-used with 1/2" O. D. knurled driver	1	C0AB 17567-B
61	A	"From 11/16/60" R. H. -less spacer-used with 9/16" O. D. knurled driver	1	C1AB 17566-A
		"From 11/16/60" L. H. -less spacer-used with 9/16" O. D. knurled driver	1	C1AB 17567-A
62	A	R. H. -less spacer-used with single speed motor	1	C2AZ 17566-A
		R. H. -less spacer-used with 2 speed motor	1	C2AZ 17566-B
		L. H. -less spacer-used with single speed or 2 speed motor	1	C2AZ 17567-A
63/64	A	R. H.	1	C3AZ 17566-B
		L. H.	1	C3AZ 17567-B
- B -				
62	B	R. H. -less spacer	1	C2OZ 17566-A
		L. H. -less spacer	1	C2OZ 17567-A
63	B	R. H. -less spacer	1	C3OZ 17566-A
		L. H. -less spacer	1	C3OZ 17567-A
64/	B	R. H. -less spacer	1	C4OZ 17566-A
		L. H. -less spacer	1	C4OZ 17567-A
- S -				
61/62	S	R. H. -less spacer	1	C1SB 17566-C
		L. H. -less spacer	1	C1SB 17567-C
63	S	R. H. -less spacer	1	C3SZ 17566-A
		L. H. -less spacer	1	C3SZ 17567-A
64/	S	R. H. -less spacer	1	C4SZ 17566-A
		L. H. -less spacer	1	C4SZ 17567-B

FORD CAR PARTS

SECTION 175

849

YEAR	MODEL	DESCRIPTION	QTY.	PART NUMBER
17566-7 ARM and PIVOT SHAFT ASSY. - WINDSHIELD WIPER MOUNTING - continued				
- X -				
60/62	X	R. H. -less spacer	1	C0DB 17566-D
		L. H. -less spacer	1	C0DB 17567-D
63/	X	R. H. -less spacer	1	C3DZ 17566-B
		L. H. -less spacer	1	C3DZ 17567-A
60/61	A	Nut (arm & pivot shaft to cowl)-5/8"-24	2	356094-S13
60/	X		2	(MM182)
60/	A, X	Flatwasher (arm & pivot shaft to motor)-1/4"	1or2	44719-S8(X17)
61/63	S		2	
63/	B, X	Flatwasher(R. H. arm & pivot to L.H.arm pivot)	1	
63	A	Flatwasher (R. H. & L. H. arm & pivot shaft to cowl top)-3/4"	2	★353499-S100
63/	S	Flatwasher (arm & pivot shaft to cowl)	2	
63	S	Flatwasher (arm & pivot shaft to mtg. spacer)	2	
63/	A	Spring washer (R. H. & L. H. arm & pivot shaft to motor)	1	356600-S(XX361)
63/64	A	Screw (R. H. & L. H. arm & pivot shaft to cowl)-1/4"-20 x 1/2"	6	43260-S7(U1)
63/	B, X	Spring washer (R. H. arm & pivot to L. H. arm & pivot)-3/8"	1	374669-S2 (XX368A)
63/	X	Spring washer (arm & pivot shaft to motor)	1	
60/	S	Nut (arm & pivot shaft to cowl top)-3/4"-20-round	2	370695-S37
61/63	A		2	(MM213D)
62/	B	Nut (arm & pivot shaft to cowl top)	2	
63	S	Nut (arm & pivot shaft to mtg. spacer)-3/4"-20	2	370695-S37 (MM213D)
63	S	Spring washer (arm & pivot shaft to motor)-3/8"	2	356482-S2(XX370)
61/	S	Screw & washer (arm & pivot shaft to cowl top)-1/4"-20 x 1/2"	4	★42817-S8
17566 BRUSH and TERMINAL ASSY. - WIPER MOTOR				
63/64	A, B, X	Slip-on terminal-used with single speed Ford motor	1	C3AZ 17B566-A
63/	A, B, X	Grounded-eyelet terminal-used with single speed Ford motor	1	C3AZ 17B566-B
17579 BODY ASSY. - WINDSHIELD WIPER AUXILIARY DRIVE				
60/61	A	"Before 10/3/60"	1	C0AB 17579-C
61/62	A	"From 10/3/60"	1	C1AF 17579-A
60/62	X		1	C0DB 17579-B
63/	X		1	C3DZ 17579-A
60/62	A	Screw & washer (body to cowl top or dash panel)-1/4"-20 x 5/8"	2	43263-S8(U3)
60/	X	Screw (body to motor mounting bracket)	3	
17580 HOSE - WINDSHIELD WASHER - Cut as required from 17543 Bulk Hose				
60	S	Grommet (attach to dash panel for windshield washer hose)	1or2	353789-S(KK6)
60	S	Connector tee (control hose to vacuum source)	1	353376-A3S(II-10)
60/	X	Screw (attaches clip 359548-S100 and hose to front fender to apron brace to dash)-No. 8-15 x 1/2"	1	52726-S13(U381)
60/	X	Clip	1	359548-S100 (GG144)
17583 PLATE & SWITCH ASSY. - ELECTRIC WINDSHIELD WIPER MOTOR				
62	A, B	Used with single speed Autolite motor	1	C2AZ 17B583-A
63/64	A	Used with single speed Ford motor	1	C3AZ 17B583-A
63/	B, X		1	
17584 CUP and MAGNET ASSY. - WIPER MOTOR				
63/64	A	Used with single speed Ford motor	1	C3AZ 17B584-C
63/	B, X		1	

YEAR	MODEL	DESCRIPTION	QTY.	PART NUMBER	
17B586 WIRING and SWITCH ASSY. - WINDSHIELD WIPER CO-ORDINATOR - Use 17664 Assembly					
17B587 WIRING ASSY. - ELECTRIC WINDSHIELD WIPER SWITCH TO MOTOR					
62	A-with A/C	7.00" long-2 leads-marked C2AB 17B587-B- Improvise from B6A 14296-C wire	1	★	
63	A-with single speed wiper	Marked C3AB 17B587-C-use w/C3AZ 17A622-B	1	C3AZ 17B587-C	
	A-with 2 speed wiper	Marked C3MB 17B587-D	1	C3AZ 17B587-D	
64	A-with single speed wipers	Used w/C4AZ 17A553-A switch-has "J" shaped conn. sleeve at one end-tape unused leads on units without washer-marked C4MB 17B587-B	1	C4AZ 17B587-D	
	A-with 2 speed wipers	Use w/C4AZ 17A553-B switch-marked C4MB 17B587-A	1	C4AZ 17B587-C	
62/63	B	"Before 2/1/63" Used with 2 speed wiper-marked C3OB 17B587-A	1	C3OZ 17B587-A	
63	B	"From 2/1/63" Used with 2 speed wiper-marked C3OB 17B587-B	1	C3OZ 17B587-B	
17B588 SPACER - WIPER PIVOT SHAFT INNER					
63/	B(65)	Wedge shape-.78" I.D. x 2" O.D.	2	C3OZ 17B588-A	
17593 BLADE - WINDSHIELD WIPER - LESS FRAME- Refer to Group 17528					
17B593 TUBE ASSY. - WIPER MOTOR RETURN					
63	S	48.30" long-cut from B7Q 2269-A and add (1) piece 87945-S8 fitting	1	★	
63	S	Clip (holds return tube & feed tube together)	2	★370098-S	
17B599 SPRING - ELECTRIC WINDSHIELD WIPER MOTOR BRUSH					
63/64	A, B, X	Used with single speed Ford motor	2	C3AZ 17B599-A	
17A601 TEE - WINDSHIELD WASHER HOSE					
60	A(6 cyl.)-except A/C	Nylon	1	C0AB 17A601-B	
60	A (8 cyl.)-with vacuum windshield wipers except alternator		1		
60	A (8 cyl.)-with electric windshield wipers & A/C except alternator	Nylon	1	C0MB 17A601-B	
60/	A		1	C0AZ 17A601-A	
60/	B, X	Nylon	1	C0AB 17A601-A	
60/	S		1		
17603 JET & BRACKET ASSY. - WINDSHIELD WASHER NOZZLE - Also refer to Group 17666					
- A -					
60/62	A		2	C0AZ 17603-A	
63/64	A		2	C3AZ 17603-B	
- B -					
62/64	B		2	C2OB 17603-A	
- S -					
61/63	S	Includes nozzle & adapter	2	C1SB 17603-B	
64	S	Bracket with tip	2	C4SZ 17603-B	
- X -					
60/63	X		2	C0DB 17603-A	
64	X		2	C4DZ 17603-A	
60/61	A	Screw (jet to cowl top)-No. 6-18 x 1/2"	2	32921-S8 (U334)	
63/	B	Screw (jet & brkt. to cowl top)-No. 10-16 x 3/8"	2	★52787-S13	
61/63	S	Screw (jet to cowl top)-No. 10-12 x 5/8"	1	375250-S7(UU97A)	
60/61	X	Screw (jet to cowl top)-No. 8-15 x 3/8"	2	★52600-S8B	
60/61	X	Lockwasher-No. 8	2	34938-S8(X85)	
63/	X	Screw (jet & brkt. to cowl top)-No. 8-18 x 3/8"	2	376378-S101(UU97)	
17A603 KIT - WINDSHIELD WASHER					
60/	A, B, X	Foot-operated	1	C1RZ 17A603-A	
Consists of					
1-C0AB 17A601-A	Tee	1-C2RZ 17632-A	Cover	4-42127-S8	Screw
1-C1RB 17A605-A	Hose	1-C1RB 17A635-A	Pin	2-376772-S	Flat washer
1-C1RB 17A605-B	Hose	1-B9BA 17651-A	Bracket	2-376773-S	Retainer washer
2-C1RB 17A605-C	Hose	1-C1RZ 17664-A	Pump	1-Instruction Sheet	
1-C1RZ 17618-A	Reservoir	2-C1RB 17665-A	Nozzle		
1-C1RB 17A615-A	Screen				

• Also supplied in (17A603) washer kit

FORD CAR PARTS

SECTION 176

851

YEAR	MODEL	DESCRIPTION	QTY.	PART NUMBER
17A603 KIT - WINDSHIELD WASHER - continued				
63	X	Electric-operated-used with single speed wiper (electric 2 speed wiper-no longer supplied)	1 1	★C3DZ 17A603-A ★C3DZ 17A603-B
Consists of				
	1-C0AB 17A601-A	Tee	1-C3DB 17A605-C	Hose
	2-C0DB 17603-A	Jet & brkt.	1-C2OB 17610-B	Reservoir
	1-C2OB 17A605-D	Hose	1-B9BA 17651-A	Bracket
	1-C3DB 17A605-A	Hose	1-C3OZ 17664-A	Pump
	1-C3DB 17A605-B	Hose		
			2-358735-S8	Screw
			1-376163-S	Grommet
			1-376914-S	Strap"from 12/7/62"
			1-376931-S	Clip
			1-Instruction Sheet-No. 809	
17A605 HOSE - WINDSHIELD WASHER - Cut as required from 17543 bulk hose				
60	A	Grommet (hose thru dash panel)	1	373114-S(KK41)
62/	B	Grommet (hose thru dash panel)-improvise	1	★376163-S
63/	X-with electric w/s washer		1	
62/63	B	Clip (hose to cowl)	1	375859-S(GG220)
64	B	Clip (hose to cowl)-improvise	1	★376931-S
63	B	Clip (hose to frt. susp. hsg.)	1	★376190-S
63	B	Screw (hose to frt. susp. hsg.)	1	40936-S8(U265)
63/	X-with electric w/s washer	Clip (hose cowl top)-improvise	1	★376931-S
17606 CO-ORDINATOR - WINDSHIELD WASHER CONTROL				
60	S		1	B8S 17606-A
17A607 ADAPTOR - WINDSHIELD WASHER CONTROL CABLE				
60	A (8 cyl.)-with A/C		1	★C0AB 17A607-A
60	A (8 cyl.)-with alternator		1	
60/62	X		1	
60	A	Screw & washer (adaptor to motor)-No. 6-32 x 3/4"	1	371425-S8(BB554)
17A611 CABLE ASSY. - WINDSHIELD WASHER CONTROL				
60/62	X		1	C0DZ 17A611-A
60/62	X	"Before 2/16/62" Screw & washer (cable and guide to motor)- No. 6-32 x 3/4"	1	371425-S8(BB554)
62	X	"From 2/16/62" Screw & washer (cable and guide to motor)- No. 6-32 x .88"	1	371755-S7 (BB541E)
17A612 CONNECTOR - WINDSHIELD WASHER HOSE REDUCER				
60	A (8 cyl.)-except alternator		1	COMB 17A612-A
60	A (6 cyl.)-except A/C		1	
61/63	S	Used with heater vacuum hose	2	
17A614 VALVE ASSY. - WINDSHIELD WASHER CONTROL				
60	A		1	C0AF 17A614-A
60	A	Screw (valve to wiper control)-No.6-32 x 9/16"	2	★31088-S8
17615 TEE ASSY. - WINDSHIELD WASHER OR RESERVOIR JAR TO HOSES				
60	A(6 cyl.)-with A/C		1	BF 17615-A
60	A (8 cyl.)-with alternator		1	
60/62	X		1	
17618 RESERVOIR - WINDSHIELD WASHER				
60	A (6 cyl.)-except A/C	Water outlet at bottom	1	COAB 17618-B
60	A (8 cyl.)-except alternator		1	
60	S		1	
60	A(6 cyl.)-with A/C	Used w/C1RZ 17A603-A	1	C1RZ 17618-A
60	A (8 cyl.)-with alternator		1	
60/	A, B, X		1	
61/	A	Integral hinge type cover	1	C1AZ 17618-D
61/63	S		1	
62/	B	Used with B8S 17632-A	1	C1VB 17618-A
63/64	X	"Before 3/9/64"	1	
64/	S	Integral hinge type cover	1	C1AZ 17618-E
64/	X	"From 3/9/64"	1	

YEAR	MODEL	DESCRIPTION	QTY.	PART NUMBER
17A622 WIRING ASSY. - WINDSHIELD WASHER SWITCH TO MOTOR				
61/63	A	Used w/2 speed motor-52.00" long-improvise from B6A 14296-C wire	1	★
63	A	Used with single speed motor	1	
63	A	Used w/single speed motor-use w/C3AZ 17B587-C	1	C3AZ 17A622-B
64	A-with single speed wiper	Serviced in assembly refer to Group 17A603	1	★
62	B	Used with 2 speed wiper motor	1	C2OZ 17A622-A
61/	A	Clip (wiring to dash panel)	1	372866-S10(GG89)
62	A	"Before 6/15/62" Clip (wiring to dash panel)	1	375859-S(GG220)
17A625 SWITCH - WINDSHIELD WASHER CONTROL - Also refer to Group 17470				
61	A, S	"Before 3/24/61"	1	C1AF 17A625-A
64/	S		1	C4SZ 17A625-A
61	A, S	Screw (switch to control)-No. 6-32 x 9/16"	2	★31068-S8
64/	S	Clip (switch to control)	1	378366-S2 (GG232E)
17632 COVER - WINDSHIELD WASHER RESERVOIR				
60	A	Contains hole to insert hose into reservoir	1	BM 17632-A
60/62	X		1	
60/	S	Used with reservoirs that contain spout at bottom	1	B8S 17632-A
60/	A, B		1	
63/	X		1	
60/	A, B, X	Used w/C1RZ 17A603-A	1	C2RZ 17632-A
17A638 KIT - WASHER NOZZLE REPAIR				
60/	A, B, X	Used w/C1RZ 17A603-A	1	C1RZ 17A638-A
Consists of				
	2-C1RB 17A635-A	Pin	2-376772-S	Washer
	2-C1RB 17A665-A	Nozzle assy.	2-376773-S	Washer
17A639 SPRING - WASHER CONTROL ARM RETURN				
64/	S		1	C4SZ 17A639-A
64	S	Ring retainer (spring to control)	1	97409-S8(Q5A)
17651 BRACKET - WINDSHIELD WASHER RESERVOIR MOUNTING				
- A -				
61/63	A		1	C1AB 17651-A
64	A		1	C4AZ 17651-A
- B -				
62/	B		1	C1AB 17651-A
- S -				
60	S	Improvise	1	★
61/63	S		1	C1AB 17651-A
64/	S		1	C1VB 17651-A
- X -				
63/	X		1	C1AB 17651-A
61/	A, S	Screw (bracket to fender apron)-No.10-12 x 1/2"	2	42127-S8(U248C)
63/	B, X	Screw (bracket to fender apron)-No.10-12 x 5/8"	2	42134-S8(U249)
17664 CONTROL ASSY. - WINDSHIELD WASHER				
- A -				
60	A(6 cyl.)-with A/C		1	B8A 17664-A
60	A(8 cyl.)-with alternator		1	
60	A(6 cyl.)-except A/C		1	COAE 17664-B
60	A(8 cyl.)-except alternator	Attached to generator-	1	COAE 17664-A
60/	A	Used w/C1RZ 17A603-A	1	C1RZ 17664-A
61/	A		1	C1AZ 17664-C

8 Also supplied in (17A603) washer kit

FORD CAR PARTS

SECTION 176

853

YEAR	MODEL	DESCRIPTION	QTY.	PART NUMBER
17664 CONTROL ASSY. - WINDSHIELD WASHER - continued				
- B -				
62	B - with single speed motor B - with 2 speed motor		1 1	C2OZ 17664-B C2OZ 17664-A
62/	B	Used with C1RZ 17A603-A	1	C1RZ 17664-A
63	B - with single speed motor B - with 2 speed motor "Before 2/1/63" B - with 2 speed motor "From 2/1/63"	W/4 single connectors W/4 multiple connectors & 2 single connectors W/2 multiple connectors & 2 single connectors	1 1 1	C3OZ 17664-A C2OZ 17664-A C3OZ 17664-B
64/	B - with single speed motor "Before 7/1/64" "From 7/1/64"	Wires at top-4 single connectors Wires at side-4 single connectors	1 1	C4OZ 17664-A C4DZ 17664-A
64/	B - with 2 speed motor "Before 1/14/64" "From 1/14/64"	Wires at top-2 multiple connectors Wires at side-2 multiple connectors	1 1	C4GY 17664-A C4DZ 17664-B
- S -				
60	S(352, 430)	Attached to generator	1	C0AE 17664-A
61/62	S "Before 5/1/62"		1	C1AZ 17664-C
62/	S "From 5/1/62"		1	C2SZ 17664-A
- X -				
60/62	X		1	B8A 17664-A
63	X - with single speed motor X - with 2 speed motor "Before 2/1/63" X - with 2 speed motor "From 2/1/63"		1 1 1	C3OZ 17664-A C2OZ 17664-A C3OZ 17664-B
60/	X	Used with C1RZ 17A603-A	1	C1RZ 17664-A
64/	X - with single speed motor "Before 7/1/64" "From 7/1/64"	Wires at top-4 single connectors Wires at side-4 single connectors	1 1	C4OZ 17664-A C4DZ 17664-A
64/	X - with 2 speed motor "Before 3/20/64" "From 3/20/64"	Wires at top-2 multiple connectors Wires at side-2 multiple connectors	1 1	C4GY 17664-A C4DZ 17664-B
60	A	Lockwasher-5/8" (pump to dash)	2	34811-S2(X71)
60	A	Nut (pump to dash panel)-5/8"-18 castle	1	359553-S8(MM71)
60	A (6 cyl.)	Screw & washer (pump to engine block)- 3/8"-16 x .62"-Dodecagon head	1	373382-S8(BB3)
61/62	A	Screw (control to dash panel)-No. 10-12 x .62" truss head	3 3	375250-S7(UU97A)
63/	A	Flatwasher (pump to dash panel)-No. 10-1/2"	3	44713-S3(X13)
62/	B	Screw (pump to dash panel)-No. 10-12 x 5/8"	3	42134-S8(U249)
63/	X	Screw (pump to dash panel)	3	
60	S (430 engine)	Bolt(pump & brkt. to gen. adj. arm)-3/8"-16 x 1"	1	20388-S8(B80)
60	S (352 engine)	Bolt (pump & bracket to support bracket)	1	
60	S (430 engine)	Bolt(pump & brkt. to water pump)-3/8"-16 x 1 3/8"	2	20448-S8(B83)
60	S	Nut-3/8"-16	2	33799-S7(M52)
60	S	Lockwasher-3/8"	AR	34807-S8(X66)
60	S	Flatwasher-3/8"	AR	44727-S8(X24)
60	S (except A/C) "Before 2/1/60"	Flat washer-use as spacer between pump and power steering adjusting bracket	1	351415-S(XX128)
60	S	Tee (windshield washer to attach hose)	1	354675-S(II-101)
60	S(352 engine)-ex. A/C & P/S "Before 2/1/60"	Washer-flat-3/8"-used as spacer between P/S mounting bracket and water pump	2	356214-S8(XX162)
61/62	S "Before 5/1/62"	Screw (control to dash panel)-No. 10-12 x .62" truss head	3	375250-S7(UU97A)
63/	S	Screw (pump to apron)-No. 10-12 x 5/8"	3	*375408-S8
17666 NOZZLE ASSY. - WINDSHIELD WASHER JET				
60	S	Includes bracket	2	B8S 17666-A
60	S	Screw (jet to cowl top vent grille)-No. 8-18 x 3/8"	2	52720-S8(U380)

⚡ Also supplied in (17A603) washer kit

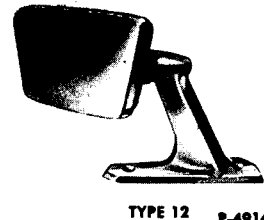





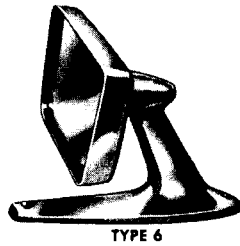
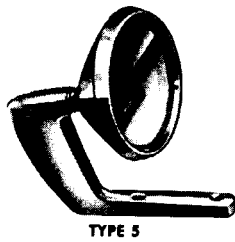


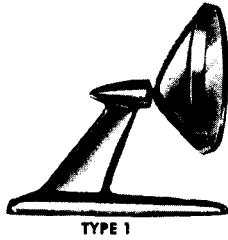
YEAR	MODEL	DESCRIPTION	QTY.	PART NUMBER
17B675 BRACKET - REMOTE CONTROL MIRROR HOUSING				
63	A, B, X	Improvise-flat steel-.09" x 1" x 3.21"-4 holes	1	★
63	A	Nut (plate to instru. panel)-No. 10-32	2	34079-S7(M163)
63	A	Screw (plate to instru. panel)-No. 10-32 x 5/8"	2	50525-S8(U159)
63	A	Lockwasher (plate to instru. panel)-No. 10	2	34903-S8(X96)
17B676 REMOTE CONTROL ASSY. - OUTSIDE REAR VIEW MIRROR				
63	A, B, X	L. H.	1	C3AZ 17B676-A
63/64	A	L. H.	1	C4AZ 17B676-A
64/	B, X	Used with L. H. remote control round mirror	1	C4OZ 17B676-B
63/64	S		1	C5SZ 17B676-B
17B678 KIT - CEMENT - REAR VIEW MIRROR BRACKET				
61/	S	Used to attach 17698 bracket to windshield -Includes (1) jar of Catalyst solution (1) jar of Epoxy solution (1) Instruction Sheet-No. I. S. 672	1	B9AB 17B678-A

17682 OUTSIDE REAR VIEW MIRROR ASSY. - IDENTIFICATION CHART

ENGINEERING NUMBER	SERVICE NUMBER	ENGINEERING NUMBER	SERVICE NUMBER
C3AB 17682-B	C1SZ 17696-B	C4SB 17682-B	C4SZ 17682-A
C3MB 17682-A	C3AZ 17682-A	C4SB 17682-C	C5SZ 17682-D
C3RA 17682-A	C5ZZ 17682-B	C4SB 17682-D	C5SZ 17682-D
C4AB 17682-B	C3AZ 17682-C	C4SB 17682-F	C5SZ 17682-D
C4RA 17682-A	C5ZZ 17682-B	C4SB 17682-G	C5SZ 17682-D

YEAR	MODEL	DESCRIPTION	QTY.	PART NUMBER
17682 MIRROR ASSY. - REAR VIEW OUTSIDE				
- A -				
63	A	L. H. -remote control-fender mtd. -includes (1) C3MB 17724-A or (1) C5MY 17724-C gasket	1	C3AZ 17682-A
63/64	A	L. H. -remote control-door mounted-includes (1) C3AZ 17724-A gasket	1	C3AZ 17682-C
- B -				
63	B	L. H. -remote control-fender mtd. -includes gasket	1	C3AZ 17682-A
64	B	L. H. -remote control-round head	1	C5ZZ 17682-B
- S -				
63	S	L. H. -rectangular head-remote control	1	C2VY 17682-A
64	S	L. H. -rectangular head-remote control-long neck-7 5/8" mounting base-includes gasket	1	C4SZ 17682-A
64/	S	L. H. -rectangular head-remote control-short neck-T'Bird emblem-includes gasket	1	C5SZ 17682-D
- X -				
63	X	L. H. -remote control-fender mtd. -includes gasket	1	C3AZ 17682-A
64/	S	Set screw (mirror to mtg. plate)-No. 8-32 x 5/8"	AR	378213-637(UU28E)
64	X	L. H. -remote control-round head	1	C5ZZ 17682-B
17B686 MEDALLION ASSY. - REAR VIEW MIRROR - OUTSIDE				
61/64	A		1	C1AB 17B686-A
17690 ARM - REAR VIEW MIRROR - INSIDE				
63	A(63, 76), B(65), X(63, 76)	Includes (2) 374976-S9 screw-8-32 x .38" oval head	2	C2SZ 17690-F
64/	A, B, X		2	
61/	S		2	
61/	S	Screw (mirror & arm to bracket)-No. 8-32 x .44"	2	★376175-S13 (BB600D)

17696 MIRROR KIT - OUTSIDE REAR VIEW - Also refer to Group 17682



TYPE 1

TYPE 3

TYPE 4

TYPE 5

TYPE 6

TYPE 7

TYPE 8

TYPE 9

TYPE 10

TYPE 11

TYPE 12 P-4914

1960/ OUTSIDE REAR VIEW MIRRORS - (ALL MODELS)

TYPE	A FORD	B FAIRLANE	S T/BIRD	X FALCON	PART NUMBER	DESCRIPTION	
1	60/	62/	60/	60/	B5AZ 17696-A	Universal type	
3	63/	63/	61/62	63/	C1SZ 17696-B		
4		62/		62/	C5AZ 17696-A		
5	60/62	62		61/62	C2OZ 17696-A		
6	64		64		C4AZ 17696-B		R. H. -Matching mirror*
6				64/	C5AZ 17696-F		Rectangular head
7	60/64	62/64	60/64	60/64	C3RZ 17696-A		L. H. -Universal type
8	64/	64/		62/	C4AZ 17696-C		L. H.
9		64/		64/	C5ZZ 17696-B		R. H. -Matching mirror*
10			64/		C4SZ 17696-A		R. H. -Matching mirror*
11				62/	C5DZ 17696-A		L. H. -Remote control
12			62		C2SZ 17696-A		

* For L. H. remote mirror

YEAR	MODEL	*TYPE	DESCRIPTION	QTY.	PART NUMBER
17696 MIRROR KIT - OUTSIDE REAR VIEW - continued -Also refer to Group 17682					
- A -					
60/	A	1	Conical shaped	1	B5AZ 17696-A
60/62	A	5	Round head	1	C2OZ 17696-A
60/64	A	7	L. H. -Universal type-round head	1	C3RZ 17696-A
62/	A	4	Round head-short neck-2" base - Consists of 1-C5AA 17682-A Mirror assy. 1-C2AB 17531-A Pad	1	C5AZ 17696-A
63/	A	3	Universal type-round head	1	C1SZ 17696-B
64	A	6	R. H. -companion mirror for L. H. remote control mirror	1	C4AZ 17696-B
Consists of					
1-C4AA 17682-B	Mirror	1-C3AZ 17724-A	Gasket	2-376370-S101 1-	Screw Instructions
64/	A	8	R. H. or L. H. -trapezoidal head-hooded with Ford crest	1 or 2	C4AZ 17696-C
Consists of					
1-C4AA 17682-A	Mirror	1-C1SB 17724-A	Gasket	2-376370-S101 1-	No. 10 Screw Instruction sheet
- B -					
62	B	5	Round head	1	C2OZ 17696-A
62/	B	1	Conical shaped	1	B5AZ 17696-A
62/	B	4	Round head-short neck-2" base-Details listed under "A"	1	C5AZ 17696-A
	B	6	Rectangular head	1	C5AZ 17696-F
Consists of					
1-C5AB 17682-C	Mirror assy.	2-376370-S100	No. 10 Screw	1-	Installation sketch
1-C5AB 17724-B	Gasket	2-379830-S	Nut		
62/64	B	7	L.H.-universal type-round head	1	C3RZ 17696-A
63/	B	3	Universal type-round head	1	C1SZ 17696-B
64/	B	8	L.H.-trapezoidal hd.-Details listed under "A"	1	C4AZ 17696-C
64	B		L.H.-remote control-round head	1	★C5ZZ 17696-A
Consists of					
1-C4OZ 17682-B	Control	1-C5ZZ 17724-A	Contoured gasket	2-52344-S13	No. 8 Screw
1-C5ZZ 17682-B	Mirror & cable	2-45130-S2	Spring nut	1-	Instruction sheet
1-C3RA 17724-A	Flat gasket	2-52344-S13	No. 8 Screw		
64/	B	9	R. H. -manual round head-companion mirror to L. H. remote mirror-round head-C5ZZ 17682-B	1	C5ZZ 17696-B
Consists of					
1-C3RA 17682-C	Mirror assy.	1-C5ZZ 17724-A	Gasket	2-376370-S101	Screw
1-C3RA 17724-B	Gasket				
- S -					
60/64	S	1	Conical shaped	1	B5AZ 17696-A
60/64	S	7	L.H.-universal type-round head	1	C3RZ 17696-A
61/62	S	3	Round head	1	C1SZ 17696-B
62	S	12	Rectangular head-includes attaching parts	1	C2SZ 17696-A
63/	S		L.H.-door mtd.-remote control-refer to Group 17682	1	★
64	S	6	R. H. -door-mtd. -companion mirror for long neck L. H. remote control mirror w/o Thunderbird emblem	1	C4AZ 17696-B
	S	10	R. H. -door-mtd. -companion mirror for short neck L. H. remote control mirror w/Thunderbird emblem	1	C4SZ 17696-A
- X -					
60/64	X	1	Conical shaped	1	B5AZ 17696-A
60/64	X	7	L.H.-universal type-round head	1	C3RZ 17696-A
61/62	X	5	Round head	1	C2OZ 17696-A
62/	X	4	Round head-short neck-2" base-Details listed under "A"	1	C5AZ 17696-A

FORD CAR PARTS

SECTION 176

857

YEAR	MODEL	*Type	DESCRIPTION	QTY.	PART NUMBER
17696 MIRROR KIT - OUTSIDE REAR VIEW - continued - Also refer to Group 17682					
62/	X	1	Conical shaped	1	B5AZ 17696-A
62/	X	8	L. H. -trapezoidal hd. -hooded-Details listed under "A"	1	C4AZ 17696-C
62/	X	11	L. H. -remote control-rectangular head	1	C5DZ 17696-A
63/	X	3	Universal type-round head	1	C1SZ 17696-B
64	X		L. H. -remote contro. -round head-Details listed under "B"	1	★C5ZZ 17696-A
64/	X	9	R. H. -companion mirror for L. H. round-C5ZZ 17682-B-remote mirror (details listed in-B-above)	1	C5ZZ 17696-B
	X	6	Rectangular head-Details listed under "B"	1	C5AZ 17696-F
17698 BRACKET - INSIDE REAR VIEW MIRROR					
61	A(76)		Use 17700 assembly for service	1	★
63	A(57, 63, 76), B(65), X(63, 76)		Kit-set screw type-use B9AB 17B678-A cement to secure button	1	C3OZ 17698-A

Consists of
 1-C3OB 17698-A Bracket 1-89935-S8 Set screw (Before 2/1/63)
 1-C3OB 17B722-A Button 1-378194-S8 Set screw (From 2/1/63)

63/	A(57, 63, 76), B(65), X(63, 76)	Cement-on-type-also supplied with windshield	1	C1SZ 17698-C
61/	S		1	
62/	B(54, 62, 71)		1	C2DZ 17698-B
62/	X(54, 62, 66)		1	
60/62	X(58A, 64A)	Use 17700 assembly for service	1	★
61/62	X(59, 71, 78)		1	C1DZ 17698-A
63	X(59, 71)		1	C3DZ 17698-A

17700 MIRROR and BRACKET ASSY. - INSIDE REAR VIEW - NOTE 1

- A -

60/62	A(76)	Chrome	1	C0AB 17700-E
60/61	A(except 76)	Primed	1	C0AB 17700-GP
62/64	A(54, 62, 71, 75)	Non-glare-chrome-less brkt. -flip type	1	C2AZ 17700-H
62/64	A(54A, B, 62A, B, 65, 71, 75)	With mounting bracket	1	C2AZ 17700-G
62/64	A(54B-E, 62B-E, 71B-C-D)	Mirror head only-less arm & brkt.	1	C3AZ 17700-B
63/	A(57, 63, 76)	Non-glare-cement-on type-less arm & bracket	1	C1SZ 17700-D

- B -

62/63	B(54, 62, 71)	Primed-with bracket	1	C2OZ 17700-C
63/	B(65)	Less arm & bracket -cement-on-type	1	C3DZ 17700-A
63/	B(65)	Non-glare-cement-on-type-less arm & bracket	1	C1SZ 17700-D
64/	B(54, 62, 71)	Mirror head only-less arm & brkt.	1	C3AZ 17700-B

- S -

60	S	Mirror head only-less arm & bracket	1	C3AZ 17700-B
61/	S	Non-glare-cement-on type	1	C1SZ 17700-D

- X -

60	X	Primed	1	C0DB 17700-AP
60/62	X(58, 64, 66)		1	C3DZ 17700-B
63/	X(54, 62, 66)		1	
60	X(66, 71)	Mirror head only-less arm & bracket	1	C3AZ 17700-B
61/	X(59, 71, 78)		1	
63/	X(63, 76)	Less arm & bracket-cement-on-type	1	C3DZ 17700-A
63/	X(63B, 76A)	Non-glare-cement-on type-less arm & bracket	1	C1SZ 17700-D
61/	A, B, X	Spring (visor retaining) -Refer Body Group 04134		
60	A, S	Screw (mirror to windshield frame or header) - No. 8-15 x 1 1/4"	AR	52382-S13(U297)
64	A(54, 62, 71)	Screw (mirror & brkt. to header) -No. 8-15x5/8"	2	32930-S7(U340)
64	A(54, 62, 71)	Screw(mirror & brkt. to header) -No. 8-15x 1 1/4"	1	53066-S13(U284)
63	B(54, 62, 71)	Screw(mirror brkt. to w/shield header) - No. 8-15 x 1"	3	52376-S13(U296)
64	B(54, 62, 71)	Screw(mirror & brkt. to header) -No. 8-15x 5/8"	3	52377-S13(U305)
63/	X(54, 59, 62, 66, 71, 78)	Screw(mirror bracket to header)	3	
61/	S	Screw (mirror & arm to bracket) -No. 8-32 x 3/8"	2	50387-S13(U120)
60/62	X(66, 71, 78)	Screw (mirror to bracket) -1/4"-28 x 1/2"	1	374560-S13
63/	X(59, 71, 78)	Screw(mirror to bracket)	1	(BB106C)

NOTE 1 - For Visor Retaining Spring Refer to Body Group 04134

YEAR	MODEL	DESCRIPTION	QTY.	PART NUMBER
17A708 MIRROR and CABLE ASSY. - REAR VIEW OUTSIDE				
- A -				
63	A	L.H. -with fender-mounted mirror	1	C3MY 17A708-A
- B -				
63	B	L.H. -with fender-mounted mirror	1	C3MY 17A708-A
64	B	L.H. -w/door-mounted mirror	1	C4OZ 17A708-A
- S -				
63	S	L.H.	1	★C2AZ 17A708-A
64	S	L.H. -for mirror with 7 5/8" base	1	C4SZ 17A708-B
		L.H. -for mirror w/3 7/8" base	1	C4SZ 17A708-A
- X -				
63	X	L.H. -with fender-mounted mirror	1	C3MY 17A708-A
64	X	L.H. -w/door-mounted mirror	1	C4OZ 17A708-A
17A717 PLATE - OUTSIDE MIRROR MOUNTING				
64/	S	Marked C4SB 17A717-A, C, C6SB 17A717-A or C5SB 17A717-A	1	C4SZ 17A717-D
17B718 KNOB - OUTSIDE REAR VIEW MIRROR REMOTE CONTROL				
63	A, B, S, X		1	C2VY 17B718-A
64	B		1	
64/	B, X	Chrome-1 13/32" long-included in C4OZ 17B676-B	1	C4OZ 17B718-B
17B719 NUT - OUTSIDE REAR VIEW MIRROR CONTROL KNOB - Also refer to Group 17B732				
63	A, B, X(fdr. -mtd.), S(door-mtd.)		1	C2VY 17B719-A
63/	A(door-mounted)	Also included in C3AZ 17696-A & C5AZ 17696-B	1	C3AZ 17B719-A
17A720 PAD - INSIDE REAR VIEW MIRROR TO WINDSHIELD				
60/	A, B, S, X		1	B9AZ 17A720-A
63	A(76), B(65), X(63, 76)	Oblong-included with w/shield-1.50" long x 1.16" wide x .02" thick-for loose service-improvise-secure w/B9AB 17B678-A cement	1	★
17B721 RETAINER - OUTSIDE REAR VIEW MIRROR CABLE				
63	A, B, S, X		1	C2VY 17B721-A
64	A, S		1	
17B722 BUTTON - INSIDE REAR VIEW MIRROR				
63/64	A(57, 63, 76), B(65), X(63, 76)	Included with w/shield	1	★
17723 HEAD - OUTSIDE REAR VIEW MIRROR				
60/64	A, B, S, X	Replacement head for B5AZ 17696-A-mirror assy.	1	BF 17723-A
60/	A	Glass replacement-use w/C1SZ 17696-B and C2OZ 17696-A mirrors	1	COAZ 17723-A
61/	B, X		1	
61/62	S	"Before 3/1/62" Use with C1SZ 17696-B mirror	1	
17724 GASKET - OUTSIDE REAR VIEW MIRROR				
- A -				
63	A	Supplied only in C3AZ 17682-A mirror assy.	1	★
63	A	Also supplied in C3AZ 17682-A mirror assy.	1	C5MY 17724-C
63/64	A	"Before 11/1/63" "From 11/1/63" 7.67" long-2 small holes & 1 large hole 7.67" long-3 large holes	1 1	C3AZ 17724-A C4SZ 17724-C
- B -				
63	B	Supplied only in C3AZ 17682-A mirror assy.	1	★
63	B	Also supplied in C3AZ 17682-A mirror assy.	1	C5MY 17724-C
64/	B-with round remote control mirror	Polyethylene-improvise-flat gasket	1	★
64/	B-with round head remote control mirror	Contour gasket	1	C5ZZ 17724-A
- S -				
63	S	Improvise	1	★
64	S-7.67" mirror base	Vinyl-7.67" long	1	C4SZ 17724-C
64/	S-3.88" mirror base	Black plastic-marked C4SB 17724-C-3.88" long-replaces gasket marked C4SB 17724-A	1	C4SZ 17724-B
- X -				
63	X	Supplied only in C3AZ 17682-A mirror assy.	1	★
63	X	Also supplied in C3AZ 17682-A mirror assy.	1	C5MY 17724-C
64/	X-with round remote control mirror	Polyethylene-improvise-flat gasket	1	★
64/	X-with round head remote control mirror	Contour gasket	1	C5ZZ 17724-A
17B732 NUT - OUTSIDE MIRROR REMOTE CONTROL - Also refer to Group 17B719				
64/	S		1	C4SZ 17B732-A

FORD CAR PARTS

SECTION 176

859

YEAR	MODEL	DESCRIPTION	QTY.	PART NUMBER		
17B733 PLATE - REMOTE CONTROL MIRROR						
63/64	A	"Before 10/16/63" With door-mounted remote control mirror	1	C3AZ 17B733-A		
64/	A	"From 10/16/63" With door-mounted-remote control mirror	1	C3AZ 17B733-B		
17736 BRACKET - FRONT LICENSE PLATE MOUNTING - Also refer to Group 17A385						
60	S	Bolt (bracket to bumper)-1/4"-20 x 1/2"	2	20308-S7-8(B40)		
		Nut-1/4"-20	2	33795-S7(M49)		
		Lockwasher-1/4"	2	34940-S8(X88)		
17B742 SHEATH - OUTSIDE MIRROR CONTROL CABLE						
64/	S	3/8" O.D. x 18 1/2" long-used with L. H. remote mirror	1	C4SZ 17B742-A		
17748 DEFLECTOR ASSY. - FRONT BUMPER STONE - Refer to Group 17779						
17A750-1 BRACKET - REAR BUMPER INNER ARM MOUNTING - Refer to Group 17787-8						
17A753 ARM - REAR BUMPER CENTER - Refer to Group 17787-8						
17754-5 ARM - FRONT BUMPER						
			QTY.	INNER	QTY.	OUTER
- A -						
60	A	R. H.	1	C0AB 17766-A	1	C0AB 17754-A
		L. H.	1	C0AB 17767-A	1	C0AB 17755-A
61/62	A	R. H.	1	C1AZ 17766-A	1	C1AB 17754-A
		L. H.	1	C1AZ 17767-A	1	C1AB 17755-A
63	A	R. H.	1	C3AZ 17766-A	1	C3AZ 17754-A
		L. H.	1	C3AZ 17767-A	1	C3AZ 17755-A
64	A	R. H.	1	C4AZ 17766-A	1	C4AZ 17754-A
		L. H.	1	C4AZ 17767-A	1	C4AZ 17755-A
- B -						
62	B	R. H.	1	C2OZ 17766-A	1	C2OZ 17754-A
		L. H.	1	C2OZ 17767-A	1	C2OZ 17755-A
63	B	R. H.	1	C3OZ 17766-B	1	C3OZ 17754-A
		L. H.	1	C3OZ 17767-B	1	C3OZ 17755-A
64	B	R. H.	1	C4OZ 17766-A	1	C4OZ 17754-A
		L. H.	1	C4OZ 17767-A	1	C4OZ 17755-A
- S -						
60	S	R. H.	1	B8S 17766-A	1	B8S 17754-A
		L. H.	1	B8S 17767-A	1	B8S 17755-A
61/63	S	R. H.	1	C1SB 17766-B	1	C1SB 17754-A
		L. H.	1	C1SB 17767-B	1	C1SB 17755-A
64/	S	R. H.	1	C4SZ 17766-A	1	C4SZ 17754-A
		L. H.	1	C4SZ 17767-A	1	C4SZ 17755-A
- X -						
60/61	X	R. H.	1	C0DB 17766-B	1	C0DB 17754-B
		L. H.	1	C0DB 17767-B	1	C0DB 17755-B
62/63	X	R. H.	1	C2DZ 17766-A	1	C2DZ 17754-A
		L. H.	1	C2DZ 17767-A	1	C2DZ 17755-A
64/	X	R. H.	1	C4DZ 17766-B	1	C4DZ 17754-B
		L. H.	1	C4DZ 17767-B	1	C4DZ 17755-B
YEAR	MODEL	DESCRIPTION	QTY.	PART NUMBER		
63	A	Bolt(inner arm to frame)-1/2"-13 x 1 1/2"	2	376527-S7-8 (BB689C)		
64	A	Nut & retainer assy. (arm to frame)-1/2"-13	4	376720-S2 (MM192T)		
64/	A	Bolt (inner arm to frame)-1/2"-13 x 1 3/4"	2	378349-S2(BB551B)		
60	S	Bolt (inner arm to jack plate)-7/16"-20 x 1 1/8"	2	20411-S7 (B184)		
60	S	Arm to bar	2			
60	S	Bolt (inner arm to body)-1/2"-20 x 4 1/4" hex. head	4	445579-S8		
60	S	Nut -1/2" x 20	4	33846-S8(M69)		
60	S	Nut (arm to plate front bumper-jack)-7/16"-20	2	34671-S8(M67)		
60	S	Lockwasher - 1/2"	4	34809-S8(X68)		
60	S	Washer-flat	4	20527-S7(B203)		
60	S	Washer-flat	4	44735-S8(X32)		

YEAR	MODEL	DESCRIPTION	QTY.	PART NUMBER
17754-5 ARM - FRONT BUMPER - continued				
60/	S	Lockwasher-7/16"	AR	34808-S7(X67)
60/	S	Flatwasher-7/16"	AR	44730-S8(X26)
61/	S	Screw (inner arm thru bumper to end brace)- 3/8"-16 x 1 1/4"	2	50066-S8(U108)
		Nut-3/8"-16	2	*34444-S8
61/	S	Nut-7/16"-14	2	*34446-S8
61/	S	Lockwasher-7/16"	4	34848-S8(X75)
61/	S	Bolt (inner arm to front end)-7/16"-14 x 2"	4	20524-S7(B111)
61/	S	Bolt (arms to bumper)-7/16"-14 x 1 3/8"	4	20450-S(B106)
61/	S	Bolt (arm to inner arm to front end)- 7/16"-14 x 3 1/2"	2	359554-S8(BB185)
61/	S	Bolt (arm to inner arm)-7/16"-14 x 3 1/2"	2	351988-S8(BB187)
17756-7 BUMPER - FRONT				
- A -				
60	A		1	C0AB 17757-B
61/62	A		1	C3MZ 17757-A
63	A		1	C3AZ 17757-A
64	A		1	C4AZ 17757-B
- B -				
62	B		1	C2OZ 17757-A
63	B		1	C3OZ 17757-B
64	B		1	C4OZ 17757-A
- S -				
60	S	For finish panel see Group 17060	1	C0SZ 17757-A
61/63	S	R. H. - outer	1	C1SB 17756-A
		L. H. - outer	1	C1SZ 17756-A
		Center		C3SZ 17757-A
64/	S	Upper	1	C4SZ 17756-B
		Lower	1	C4SZ 17757-B
- X -				
60/61	X		1	C1DB 17757-A
62/63	X		1	C2DZ 17757-A
64/	X		1	C4DZ 17757-A
60	A	Bolt (bumper to frame)-1/2"-13 x 1 1/2" eccentric	2	376527-S7-8 (BB689C)
60/64	A	Rubber bumper between impact bar and license plate	1	370677-S (CC22)
60/	A, S, X	Nut-7/16"-20	AR	34671-S8(M67)
60/	A, S, X	Lockwasher-7/16"	AR	34808-S8(X67)
60/	A, S, X	Washer-flat-7/16"	AR	44730-S8 (X26)
60	A, X	Nut-1/2"-13	2	33845-S8 (M57)
60	A, X	Lockwasher-1/2"	2	34809-S8(X68)
60/	A, X	Nut-7/16"-14	AR	371951-S8(MM151)
60/	A, X	Washer-flat-1/2"	AR	44735-S8(X32)
61/	A, B	Rubber bumper-license plate	1	371347-S (CC23)
61/	S	Bolt (outer bar to center)-7/16"-14 x 3/4"	4	304668-S8(B100A)
61/	S	Nut-7/16"-14	4	*34446-S8
64/	S	Screw (license plate to frnt. bumper)- 1/4"-20 x 1 1/4"	2	*41636-S40
64	S	Nut (license plate to front bumper)-1/4"-nylon	2	379713-S(MM228C)
17758 BOLT - BUMPER				
- A -				
60	A	7/16"-14 x 1 3/4"-used with spare wheel carrier -oval head	2	C0AB 17758-B
60/61	A	7/16"-14 x 1 1/4"-oval head	AR	C0AB 17758-A
64	A		1	
60/	A	7/16"-14 x 1 3/4"	AR	B9A 17758-A
64	A	7/16"-14 x 7/8"	AR	C4AZ 17758-A

FORD CAR PARTS

SECTION 176

861

YEAR	MODEL	DESCRIPTION	QTY.	PART NUMBER
17758 BOLT - BUMPER - continued				
- B -				
62/64	B	7/16"-14 x 1 3/4"	AR	B9A 17758-A
64	B	7/16"-14 x 1 1/4" -oval head	AR	C0AB 17758-A
- S -				
60/	S	7/16"-14 x 1 3/4"	AR	B9A 17758-A
61/64	S	7/16"-14 x 1"-sq. shoulder length-.19"round head	6or12	C1SB 17758-C
64	S	7/16"-14 x 1 1/4" -oval head	AR	C0AB 17758-A
- X -				
60/64	X	7/16"-14 x 1 1/4" oval head	AR	C0AB 17758-A
60/	X	7/16"-14 x 1 3/4"	AR	B9A 17758-A
60/	A, S, X	Washer-7/16"	AR	44730-S8(X26)
60/	A, S, X	Lockwasher-7/16"	AR	34808-S8(X67)
60/	A, S, X	Nut-7/16"-20	AR	34671-S8(M67)
60/	A, S, X	Nut-7/16"-14	AR	371951-S8(MM151)
17766-7 ARM - FRONT BUMPER INNER - Refer to Group 17754-5				
17B772 PLATE - REAR BUMPER ARM ANCHOR				
64/	S		4	C4SZ 17B772-A
17B774 RETAINER - REAR BUMPER ARM ANCHOR PLATE				
64/	S		4	C4SZ 17B774-A
17A778 REINFORCEMENT ASSY. - REAR BUMPER LICENSE PLATE OPENING				
61	A		1	C1AZ 17A778-A
63	A		1	
62	A		1	C2AB 17A778-A
62/64	B		1	C2OZ 17A778-B
61/63	X		1	C1DB 17A778-A
60	A	Screw & washer (reinforcement to bumper arm)	3	*50880-S8
61/64	A, B, X	1/4"-20 x 5/8"	2	
17779 DEFLECTOR - FRONT BUMPER STONE				
- A -				
60	A		1	C0AB 17748-A
61/62	A		1	*C2AB 17A878-A
63	A		1	C3AZ 17779-A
64	A		1	C4AZ 17779-A
- B -				
62	B		1	C2OB 17779-A
63	B		1	C3OZ 17779-A
64	B		1	C4OZ 17779-A
- X -				
60/61	X		1	C0DB 17779-B
62/63	X(6 cyl.)	"Before 1/21/63"	1	C2DB 17779-A
63	X(6 & 8 cyl.)	"From 1/21/63"	1	C3DZ 17779-A
64/	X		1	C4DZ 17779-B
60	A	Bolt (deflector to grille)-5/16"-24 x 3/4"	5	353483-S2(BB588)
60	A	Bolt (deflector to radiator support)	2	
60	A	Bolt (deflector to fender)	2or4	
60	A	Bolt (deflector thru radiator support to hood lock support)	1	
60	A	Bolt (deflector thru rad. suppt. to fender apron)	2or4	
60	A	Nut-5/16"-24	AR	354299-S2 (MM156)
60	A	Nut retainer assy. -5/16"-24	AR	359952-S2(MM196)
61	A	Bolt (deflector to fender or radiator support)-5/16"-24 x 3/4"	9	353483-S2(BB588)
61	A	Nut-5/16"-24	9	354299-S2(MM156)
62	B	Nut retainer assy. -5/16"-24	AR	359952-S2(MM196)
62	B	Deflector to body at support assembly	2	
62	B	Deflector to fender or grille panel support	1or2	

* For 1961 installation refer to Technical Service Bulletin No. 20101 Article D-4 dated April 9, 1962

YEAR	MODEL	DESCRIPTION	QTY.	PART NUMBER
17779 DEFLECTOR - FRONT BUMPER STONE - continued				
60/	X	Nut-5/16"-24	AR	34393-S7(M98)
60/	X	Screw & washer (deflector to radiator grille center support)-1/4"-20 x 5/8"	1	#50880-S8
60/61	X	Bolt (deflector to body)-5/16"-24 x 3/4"	2	353483-S2(BB588)
60/	X	Deflector to body at radiator support	2	
62	X	Deflector to front fender lower extension	2	
62	X	Deflector to hood lock support	1	
60/	X	Nut & retainer assy. -1/4"-20	1	354394-S2(MM187)
61	X	Screw (deflector to body at No.1 Crossmember)-No. 14-10 x 3/4"	2	42143-S8(U255)
62	X	Nut retainer assy. -5/16"-24	AR	359952-S2(MM198)

17787-8 ARM - REAR BUMPER		QTY.	INNER	QTY.	OUTER
----------------------------------	--	------	-------	------	-------

- A -						
60	A	R. H.			1	C0AB 17795-B
		L. H.			1	C0AB 17796-B
61	A(except 71)	R. H.			1	C1AB 17795-A
		L. H.			1	C1AB 17796-A
	A(71)	Center	1	C1AB 17A753-A		
		R. H.			1	C1AB 17795-B
		L. H.			1	C1AB 17796-B
62	A(except 71)	R. H.	1	C2AB 17787-A	1	C2AZ 17795-A
		L. H.	1	C2AB 17788-A	1	C2AZ 17796-A
	A(71)	Center	1	C2AZ 17A753-A		
		R. H.	1	C2AB 17787-B	1	C2AZ 17795-B
		L. H.	1	C2AB 17788-B	1	C2AZ 17796-B
		Center	1	C2AZ 17A753-A		
63	A(except 71)	R. H.	1	C3AZ 17787-A	1	C3AZ 17795-A
		L. H.	1	C3AZ 17788-A	1	C3AZ 17796-A
		Center-refer to Group 17A914				
		R. H. -end			1	C3AZ 17789-A
		L. H. -end			1	C3AZ 17789-C
63	A(71)	R. H.			1	C3AZ 17795-A
		L. H.	1	C3AZ 17788-B	1	C3AZ 17796-A
		Center-refer to Group 17A914				
		R. H. -end			1	C3AZ 17789-B
		L. H. -end			1	C3AZ 17789-D
64	A	R. H.	1	C4AZ 17787-A	1	C4AZ 17795-A
		L. H.	1	C4AZ 17788-A	1	C4AZ 17796-A
		Center-refer to Group 17A914				

- B -						
62/64	B	R. H.	1	C3YY 17787-B	1	C3YY 17795-B
		L. H.	1	C3YY 17788-B	1	C3YY 17796-B

- S -						
60	S	L. H.	1	*B8S 17787-A	1	*B9S 17796-A
		R. H. -inner	2	*B8S 17190-A	1	*B8S 17852-A
		L. H. -inner	2	*B8S 17190-A	1	*B8S 17853-A
61/63	S	R. H.	1	C1SZ 17787-A	1	C1SZ 17795-A
		L. H.	1	C1SZ 17787-A	1	C1SZ 17796-A
		Center-to floor	2	C1SB 17A910-A		
64/	S	R. H.	1	C4SZ 17787-A	1	C4SZ 17795-A
		L. H.	1	C4SZ 17788-A	1	C4SZ 17796-A
		R. H. -inner bracket	1	C4SZ 17A750-A	1	
		L. H. -inner bracket	1	C4SZ 17A751-A	1	

- X -						
60/63	X	R. H.	1	C0DZ 17787-A	1	C0DZ 17795-A
		L. H.	1	C0DZ 17788-A	1	C0DZ 17796-A
	(1960) 59, 66, 71	Brace-R. H. & L. H.	2	C1DB 17A856-A		
	(1961/63) 59, 66, 71, 78	Brace-R. H.	1	C1DB 17A856-A		
	(1961/63) 59, 66, 71, 78	Brace-L. H.	1	C1DB 17A857-A		
64/	X(54, 62, 63, 76)	R. H.	1	C4DZ 17787-C	1	C4DZ 17795-A
	(54, 62, 63, 76)	L. H.	1	C4DZ 17788-C	1	C4DZ 17796-A
	(59, 66, 71, 78)	R. H.	1	C4DZ 17787-D	1	C4DZ 17795-B
	(59, 66, 71, 78)	L. H.	1	C4DZ 17788-D	1	C4DZ 17796-B

FORD CAR PARTS

SECTION 176

863

YEAR	MODEL	DESCRIPTION	QTY.	PART NUMBER	
17787-8 ARM - REAR BUMPER - continued					
60/61	A	Flatwasher-7/16"-(17A753) arm to absorber	AR	44730-S8(X26)	
60/61	A	Nut-7/16"-14-(17A753) arm to absorber	AR	371951-S8(MM151)	
60	S	Nut (17582-3 bracket to bumper)-7/16"-20	2or4	34671-S8(M67)	
60	S	Lockwasher-7/16"	2or4	34808-S8(X67)	
60	S	Flat washer-1/2"	2or4	44735-S8(X32)	
60	S	Flatwasher-5/8"-used as spacer between outer arm & 44736-S8 washer	2	44742-S8 (X42)	
61	S	Stud (attaches arm to bracket)-7/16" - 14-14 x 2 1/4"	2	375919-S100 (WW110)	
61/	S	Bolt (outer arm to center bumper)-7/16"-14 x 1 1/8"	4	20410-S8(B103)	
61/	S	Nut-7/16"-14	2	*34446-S7	
61/	S	Lockwasher-7/16"	6	34808-S8(X67)	
61/	S	Flatwasher-7/16"	6	44730-S8(X26)	
61/	S	Bolt (outer arm to underbody)-7/16"-14 x 3 1/4"	4	359554-S8(BB185)	
61/	S	Bolt (outer arm to outer bumper)-7/16"-14 x 1 7/16"	2	358910-S(BB176)	
17A791 SPACER - REAR BUMPER MOUNTING BOLT					
60/63	X(54, 58, 62, 64, 76)		2	C0DB 17A791-A	
64/	S		4	C4SZ 17A791-A	
17A792 REINFORCEMENT - FRONT BUMPER IMPACT BAR. Also refer to Groups 17204, 17A820					
61/62	A	Center	1	C1AB 17A792-A	
63	A		1	C3AZ 17A792-A	
17795-6 ARM - REAR BUMPER OUTER - Refer to Group 17787-8					
17808 DEFLECTOR ASSY. - REAR BUMPER STONE - Also refer to Groups 17814, 17A877, 17A961					
- A -					
61	A	Center	1	C1AB 17808-A	
61/	A	70" long-cut to 18" long-use as C0AB 8A211-A	1	B9AB 17808-E	
62	A		1	C2AZ 17808-A	
63	A(54, 62, 63, 75, 76)	Rubber-78" long-ribbed back-1" square end	1	C3AZ 17808-C	
	A(71)	Rubber-78" long-ribbed back-3/4" square end	1	C3AZ 17808-D	
64	A(54, 57, 62, 63, 76)	R. H. -rubber	1	C4AZ 17836-A	
	A(71)	L. H. -rubber	1	C4AZ 17837-A	
		R. H. -rubber	1	C4AZ 17836-B	
		L. H. -rubber	1	C4AZ 17837-B	
		Center	1	C4AZ 17808-E	
- B -					
62/64	B(except 71)	Rubber	1	C2OZ 17808-A	
63/	B(71)	Rubber-70" long	1	C3OZ 17808-A	
- S -					
61/63	S(76)	Improvise-tire casing-.07" x 5" x 10"	2	★	
- X -					
60/63	X(54, 58, 62, 64, 76)	Center-rubber-12 1/2" long x 3 1/8" wide	1	C0DB 17808-B	
60/	X(59, 66, 71, 78)	Center-rubber-12 1/2" long x 4 3/8" wide	1	C0DB 17808-C	
60/	X(59, 66, 71, 78)	Cut to 30.86" long for rear stone deflector ends	2	C1KB 17808-A	
64/	X(54, 62, 63, 76)	Rubber-73 1/2" long	1	C4DZ 17808-A	
17814 DEFLECTOR - REAR BUMPER STONE - Also refer to Groups 17808, 17A877, 17A961					
63/64	B (71)	"Before 10/28/63"	Tire carcass-7" x 12 1/2"-7/32" holes-Improvise	2	★
64/	B (71)	"From 10/28/63"	Tire carcass-7" x 12 1/2"-5/16" holes-Improvise	2	★
17819 MOULDING - FRONT BUMPER STONE DEFLECTOR - INCLUDES ATTACHING PARTS					
63	A(54A, 62A, 65, 71A, 71E, 75, 76)	Center	1	C3AZ 17819-A	
		R. H.	1	C3AZ 17819-B	
		L. H.	1	C3AZ 17819-C	
64	B		1	C4OZ 17819-A	

YEAR	MODEL	DESCRIPTION	QTY.	PART NUMBER
	17A820-1	BRACE - FRONT BUMPER END - Also refer to Groups 17A792, 17204		
61/62	A	R. H.	1	C1AB 17A820-A
		L. H.	1	C1AB 17A821-A
64	B		2	C4OZ 17A820-A
61/63	S	R. H.	1	C1SB 17A820-A
		L. H.	1	C1SB 17A821-A
64/	S	R. H.	1	C4SZ 17A820-A
		L. H.	1	C4SZ 17A821-A
61/	S	Bolt (brace to front end)-7/16"-14 x 3 3/4"	2	351988-S8(BB187)
61/	S	Lockwasher-7/16"	2	34848-S8(X75)
61/	S	Flatwasher-7/16"	2	44730-S8(X26)
	17B820	KIT - REAR BUMPER STEP		
63/64	B(71)		1	C3OZ 17B820-A
	Consists of			
	1-C3AZ 17758-A	Bumper bolt-1 1/2"	1-C3YB 17B822-B	Spacer
	1-C3YB 17B808-B	Step	1-55189-S8	Screw
	1-C3OZ 17B821-A	Pad	1-Instruction Sheet	
	17B821	PAD - REAR BUMPER STEP		
63/	B(71)	Includes studs	1	C3OZ 17B821-A
	17836-7	DEFLECTOR - REAR BUMPER STONE-END - Refer to Group 17808		
	17841	SLEEVE - BUMPER ARM BOLT		
60/	B,X	Cut to size required	2or4	C1KB 17841-B
	17B842	REINFORCEMENT - FRONT BUMPER INNER ARM - Improvise from Steel		
	17B847	BAR - REAR BUMPER NAME PLATE		
64/	S		1	C4SZ 17B847-A
	17A849	REFLECTOR - REAR BUMPER		
60	A		2	C0AF 17A849-A
	17A850-1	BEZEL ASSY. - REAR BUMPER REFLECTOR		
60	A	R. H.	1	C0AF 17A850-B
		L. H.	1	C0AF 17A851-B
	17B850	PLATE - REAR BUMPER NAME		
64	S	Clear plastic-"Thunderbird"-block letters	1	C4SZ 17B850-A
	17B851	RETAINER - REAR BUMPER NAME PLATE		
64/	S		1	C4SZ 17B851-A
	17852-3	BRACKET - REAR BUMPER OUTER ARM ANCHOR - Refer to Group 17787-8		
	17B852	SPACER - REAR BUMPER NAME PLATE - Improvise from Rubber		
	17A853	GASKET - REAR BUMPER REFLECTOR		
60	A	Rubber	2	C0AF 17A853-B
	17B855	SHIM - REAR BUMPER INNER ARM - Improvise from Steel		
	17A856-7	BRACE - REAR BUMPER ARM SUPPORT - Refer to Group 17787-8		
	17B856	PLATE - BUMPER ARM ADJUSTING		
64	A	Front & Rear	4	C4AZ 17B856-A
	17A858	SUPPORT - REAR BUMPER ARM		
60/	X (59,66,71,78)		2	C0DB 17A858-A
63/64	B(71)		2	C3OZ 17A858-A
	17B858	RETAINER - FRONT BUMPER STONE DEFLECTOR MOULDING		
64	B		4	C4OZ 17B858-A

FORD CAR PARTS

SECTION 176

865

YEAR	MODEL	DESCRIPTION	QTY.	PART NUMBER
	17A860	PLATE - REAR BUMPER BRACE COVER - Improvise		
	17864-5	BAR ASSY. - REAR BUMPER IMPACT - OUTER - Refer to Group 17906		
	17B874	BUMPER - REAR BUMPER REINFORCEMENT		
64/	S	Rubber & steel	2	C4SZ 17B874-A
	17A877	DEFLECTOR - REAR BUMPER STONE - Refer to Groups 17808, 17814		
	17A878	DEFLECTOR ASSY. - FRONT BUMPER STONE - Refer to Group 17779		
	17879	RETAINER - REAR BUMPER STONE DEFLECTOR		
62	S	Attaches (10273) deflector to R.H. side of body 70" long	3	C1VY 17879-A
63	A		1	C3AZ 17879-A
	17B898	CAP - REAR BUMPER BOLT		
64/	S	Black plastic-1 3/8" x 2 1/4"-square hole	8	C4SZ 17B898-A
	17906	BUMPER - REAR		
		- A -		
60	A (except with sport spare wheel carrier)	One piece type	1	C0AB 17906-C
61	A (except with sport spare wheel carrier) A-with sport spare wheel carrier	One piece type	1	C1AB 17906-A
		L. H. -outer	1	C1AZ 17865-A
62	A		1	C2AB 17906-A
63	A		1	C3AZ 17906-A
64	A		1	C4AZ 17906-A
		- B -		
62/64	B		1	C3OZ 17906-A
		- S -		
60	S	R. H. -upper	1	B8S 17864-A
		L. H. -upper	1	B8S 17865-A
61/63	S	Center-lower-except with spare wheel carrier	1	B8S 17906-A
		Center	1	C1SZ 17906-A
		R. H. - round	1	C1SZ 17864-A
64/	S	L. H. - round	1	C1SZ 17865-A
			1	C4SZ 17906-A
		- X -		
60/63	X	Also add (1) C1DB 17A778-A on 1960 models	1	C1DZ 17906-A
64/	X		1	C4DZ 17906-A
60/	A, S	Nut-7/16"-20	AR	34671-S8(M67)
60/	A, S	Lockwasher-7/16"	AR	34808-S8(X67)
60/	A, S	Washer-flat-7/16"	AR	44730-S8(X26)
64	A	Nut(attaches license plate)-No. 14A spring	2	371331-S32 (MM273A)
64	A, B, S, X	Nut (attaches license plate)-1/4" nylon sleeve	2	380707-S(MM228B)
64	A, B, S, X	Screw(attaches license plate)-1/4"-20 x 3/8"	2	*41584-S40
64/	A, B, S, X	Screw (attach license plate)-use with 380707-S sleeve nut	AR	42154-S8(U256)
60	S	Bolt (bar to lower impact bar)-3/8"-24 x 1"	8	20389-S8(B171)
60	S	Nut-3/8-24	8	33800-S8(M63)
60	S	Lockwasher-3/8"	8	34807-S8(X66)
60	S	Flatwasher-3/8"	8	44727-S8(X24)
64	S	Flatwasher (bumper to impact bar reinf.)	8	
	17A910	BRACKET - REAR BUMPER CENTER ARM TO FLOOR - Refer to Group 17787-8		
	17912-3	REINFORCEMENT - REAR BUMPER IMPACT BAR - Refer to Group 17A914		
	17A914	REINFORCEMENT - REAR BUMPER IMPACT BAR		
63	A		1	C3AZ 17A914-A
64	A		1	C4AZ 17A914-C
61/63	S	Center	1	C1SB 17A914-A
64/	S		1	C4SZ 17912-A

YEAR	MODEL	DESCRIPTION	QTY.	PART NUMBER
17A920 PANEL ASSY. - BUMPER IMPACT BAR TO RADIATOR GRILLE FINISH				
61/63	S		1	C3SZ 17A920-A
		Nut (panel to center bumper bar)-1/4"-20	6	34390-S7(M92)
17A924 ABSORBER - BUMPER ARM TO IMPACT BAR				
60/63	A	Front & rear-Plastic	AR	351503-S40
62	X, B	Front & rear	AR	(XX204)
63	A	Front(9) & rear(8)-spring steel-improvise	18	★
64	A, B, X	Front & rear	AR	
64	A, B	Front & rear-spring steel-improvise	AR	★
17A950 PLATE - REAR BUMPER ARM MOUNTING				
64/	S		4	C4SZ 17A950-A
17A953 SEAL - REAR BUMPER - Improvise from AB 19560-A Sealer				
17A961 DEFLECTOR - REAR BUMPER STONE - Refer to Groups 17808, 17814				
61	A(exc. 71)	L. H. -used with spare wheel carrier	1	★C1AB 17A961-A
17A970 FILLER ASSY. - REAR BUMPER IMPACT BAR - OUTER				
61/62	S	R. H. -Gray	1	C1SB 17A970-A
		L. H. -Gray	1	C1SZ 17A970-A
61/63	S	R. H. -Black	1	C2SZ 17A970-A
		L. H. -Black	1	C1SZ 17A970-B
		Screw (filler to body)-No. 10-12 x .50"	AR	42127-S8(U248C)
17984-5 GUARD - BUMPER				
- A -				
61	A	Front-R. H. guard-less pad	1	C1AZ 17996-A
		-L. H. guard-less pad	1	C1AZ 17997-A
	A(except 71)	Rear-R. H. or L. H. -consists of guard with (B9A 17988-A) pad, lockwasher & nut-also supplied in C1AZ 17984-A	2	C1AZ 17984-B
62	A	Front-R. H. guard-less pad	1	C1AZ 17997-A
		-L. H. -less pad	1	C1AZ 17997-A
	A(except 71)	Rear-R. H. & L. H.	2	C2AZ 17984-B
63	A	Front-R. H. guard-includes pad & attaching parts	1	C3AZ 17996-A
		-L. H.	1	C3AZ 17997-A
	A(except 71)	Rear-R. H. or L. H. -consists of guard with (B9A 17988-A) pad, lockwasher & nut-also supplied in C1AZ 17984-A	2	C1AZ 17984-B
64	A	Front-R. H. guard w/B9A 17988-A pad	1	C4AZ 17996-B
	A	Front-L. H. guard w/B9A 17988-A pad	1	C4AZ 17997-A
	A(except 71)	Rear-guard w/B9A 17988-A pad	2	C4AZ 17984-B
64	A(except 71)	Rear-includes 2 guards w/B9A 17988-A pads, spacers, attaching parts, template & installation sketch	1	★C4AZ 17984-A
- S -				
60	S	Front-R. H.	1	B8S 17996-A
		-L. H.	1	B8S 17997-A
60	S	Rear-R. H.	1	B8SZ 17984-A
		-L. H.	1	B8SZ 17985-A
61/63	S	Center-front-includes attaching parts	1	C1SB 17996-B
64/	S	Front-R. H.	1	C4SZ 17996-A
		-L. H.	1	C4SZ 17997-A
63	A	Bolt(front guard to bumper)-7/16"-20x1 5/8" hex hd	2	359656-S8(BB364)
60	A(66, 71, 78)	Lockwasher-1/2"	2	34809-S8(X68)
60	A(71, 78)	Flatwasher 1/2"	2	44735-S8(X32)

FORD CAR PARTS

SECTION 180

867

YEAR	MODEL	DESCRIPTION	QTY.	PART NUMBER
17984-5 GUARD - BUMPER - continued - Refer to Accessories Section				
60	S	Bolt (rear guard to upper bumper)-3/8"-24 x 1"	4	20389-S8(B171)
60	S	Bolt(front guard & arm to bumper)-7/16"-20 x 2"	2	20525-S(B191)
60	S	Nut-3/8"-24	4	33800-S8(M63)
60	S	Lockwasher-3/8"	4	34807-S8(X66)
60	S	Flatwasher-3/8"	4	44727-S8(X24)
60	S	Lockwasher-7/16"	2	34808-S8(X67)
63	A	Lockwasher-7/16"(front guard to bumper)	2	
60/	S	Flatwasher-7/16"	2or4	44730-S8 (X26)
61/63	S	Nut(front guard thru bumper to inner arm)-7/16"-14	4	*34446-S8
17988 PAD ASSY. - BUMPER GUARD - Also refer to Group 17A807				
61/64	A	Front & rear	2or4	B9A 17988-A
61/64	A	Nut (pad to front & rear guard)-1/4"-20	4	33795-S7(M49)
61/64	A	Lockwasher-1/4" (pad to front & rear guard)	4	34805-S8(X62)
17996-7 GUARD - BUMPER - Refer to Group 17984-5				
17A998 DEFLECTOR - FRONT FLOOR NO. 2 CROSS MEMBER STONE - Improvise				
18A000-1 MEMBER ASSY. - REAR SHOCK ABSORBER MOUNTING				
- B -				
62/	B(except 71)		1	C2OZ 18A000-B
63/	B(71)		1	C3OZ 18A000-A
- S -				
64/	S		1	C4SZ 18A000-A
- X -				
61/64	X(except 59, 66, 71, 76, 78)		1	C3DZ 18A000-B
61/64	X(59, 66, 71, 78)		1	C3DZ 18A000-C
63/	X(76)		1	C3DZ 18A000-D
18A007 BUSHING - FRONT SHOCK ABSORBER MOUNTING - LOWER - Also refer to Group 18198				
60/62	A	Front	2	C0AA 18A007-A
60	S	Front & rear	2or4	
		Bolt (bushing to bracket)-5/16"-24 x 3/4"	2or4	20347-S8(B156)
		Nut-5/16"-24	2or4	33798-S8 (M62)
		Lockwasher-5/16"	2or4	34806-S7 (X64)
18016 BUSHING ASSY. - REAR SHOCK ABSORBER				
60/63	A		2	C0AA 18016-A
64	A(71)		2	
64	S		2	
18A017 BRACKET ASSY. - FRONT SHOCK ABSORBER - UPPER				
62/	B		2	C2OZ 18A017-A
60/63	X		2	C3DZ 18A017-A
64/	X		2	C4DZ 18A017-A
60/	X	Bolt (bracket to underbody)-5/16"-24 x 3/4"	6	355471-S8(BB651)
60/	X	Nut-5/16"-24	6	33923-S7(M32)
62	B	"Before 11/20/61" Bolt (bracket to under body)-7/16"-14 x 1"	4	20390-S8(B102)
62/	B	Nut - 7/16"-14	4	34670-S7(M54)
		Lockwasher-7/16"	4	34808-S8(X67)
18A018 INSULATOR - FRONT SHOCK ABSORBER - LOWER				
60/	X		8	C0DD 18A018-A
18A024 REINFORCEMENT ASSY. - REAR SHOCK ABSORBER MEMBER				
64/	S	Outer	2	C4SZ 18A024-B
18A035 BRACKET - FRONT SHOCK ABSORBER MOUNTING - Also refer to Groups 18183-4				
61/62	S	Upper	2	C1SB 18A035-B
		Bolt (bracket to front end)-5/16"-18 x 1"	8	20386-S8(B53)
		Lockwasher-5/16"	8	34906-S8(X98)
18039 WASHER - SHOCK ABSORBER MOUNTING				
61/62	S	Rear-Inner	2	*LD 18039-A
18045 SHOCK ABSORBER ASSY. - FRONT - Refer to Basic 18124				

YEAR	MODEL	DESCRIPTION	QTY.	PART NUMBER
18080	SHOCK ABSORBER ASSY. - REAR	Refer to Basic 18125		
18A085	BUMPER - FRONT SHOCK ABSORBER			
63	S		2	C3SZ 18A085-A
64/	S		2	C4SZ 18A085-A
18A086	RETAINER - FRONT SHOCK ABSORBER BUMPER			
63	S		2	C3SZ 18A086-A
18A108-9	REINFORCEMENT ASSY. - REAR SHOCK ABSORBER MEMBER INNER			
64/	S	R. H.	1	C4SZ 18A108-B
		L. H.	1	C4SZ 18A109-B
18A114	REINFORCEMENT - REAR SHOCK ABSORBER MOUNTING MEMBER			
64/	S		1	C4SZ 18A114-A
18124-5	SHOCK ABSORBER IDENTIFICATION CHART			

The production number is stamped on the barrel of each shock absorber as an identification marking. The following chart will provide quick identification of the service kit number when the identification marking is known. Also shock absorber kits may be selected by model, year and description under group numbers 18124 and 25 which follow the chart. Shock absorber kits include insulators, bolts, nuts and washers.

IDENTIFICATION	SERVICE KIT NUMBER	IDENTIFICATION	SERVICE KIT NUMBER
C0AA 18045-A	C0AZ 18124-C	C3DA 18045-C	C1DZ 18124-E
C0AA 18045-B	C0AZ 18124-C	C3DA 18045-D	C1DZ 18124-E
C0AA 18045-C	C0AZ 18124-C	C3GA 18045-A	C1DZ 18124-E
C0AA 18045-D	C0AZ 18124-C		
C0AA 18045-E	C0AZ 18124-C	C3MA 18045-V	C0AZ 18124-C
C0SS 18045-A	C0AZ 18124-C	C3MA 18045-Y	C0AZ 18124-C
C1AA 18045-A	C1AZ 18124-H	C3OA 18045-C	C2OZ 18124-D
C1AA 18045-B	C1AZ 18124-H	C3OA 18045-D	C2OZ 18124-D
C1AA 18045-C	C0AZ 18124-C	C3OA 18045-E	C4OZ 18124-C
C1AA 18045-D	C0AZ 18124-C	C3OA 18045-F	C2OZ 18124-D
C1AA 18045-E	C1AZ 18124-H	C3OF 18045-A	C4OZ 18124-C
C1AA 18045-F	C1AZ 18124-H		
C1AA 18045-G	C0AZ 18124-C	C3SA 18045-E	C3SZ 18124-D
C1AA 18045-H	C0AZ 18124-C	C3SA 18045-F	C3SZ 18124-D
C1AA 18045-J	C0AZ 18124-C	C3SA 18045-G	C3SZ 18124-D
C1AA 18045-L	C0AZ 18124-C	C3SA 18045-H	C3SZ 18124-D
C1AA 18045-M	C0AZ 18124-C		
		C4AF 18045-A	C0AZ 18124-C
C1DD 18045-A	C1DZ 18124-E	C4AF 18045-B	C0AZ 18124-C
C1DD 18045-B	C1DZ 18124-E	C4AF 18045-D	C0AZ 18124-C
C1DD 18045-C	C1DZ 18124-E	C4AF 18045-E	C0AZ 18124-C
C1DD 18045-D	C1DZ 18124-E	C4AF 18045-F	C0AZ 18124-C
		C4AF 18045-G	C0AZ 18124-C
C1SS 18045-D	C1SZ 18124-C	C4AF 18045-H	C0AZ 18124-C
C1SS 18045-E	*C1SZ 18124-D	C4AF 18045-J	C0AZ 18124-C
C2AA 18045-A	C0AZ 18124-C	C4DF 18045-A	C8DZ 18124-A
		C4DF 18045-D	C8DZ 18124-A
C2OA 18045-A	C2OZ 18124-D	C4DF 18045-E	C8DZ 18124-A
C2OA 18045-H	C2OZ 18124-D	C4DF 18045-F	C8DZ 18124-A
C2OA 18045-K	C2OZ 18124-D	C4DF 18045-G	C8DZ 18124-A
C2OA 18045-L	C2OZ 18124-D		
C2OA 18045-M	C2OZ 18124-D	C4GF 18045-A	C8DZ 18124-A
		C4OF 18045-A	C2OZ 18124-D
C2SA 18045-A	C2SZ 18124-B	C4PF 18045-AD	C6TZ 18125-K
C2SA 18045-B	C2SZ 18124-B	C4PF 18045-C	C4SZ 18124-C
C3AA 18045-N	C0AZ 18124-C	C4SF 18045-A	C4SZ 18124-A
C3AA 18045-AC	C0AZ 18124-C	C4SF 18045-B	C4SZ 18124-A
C3AA 18045-AD	C0AZ 18124-C		
C3AA 18045-AE	C0AZ 18124-C	18045-4000	C0AZ 18124-C
C3AA 18045-AF	C0AZ 18124-C	18045-4003	C0AZ 18125-D
C3AA 18045-AG	C0AZ 18124-C	18045-4005	B7AZ 18125-B
C3AA 18045-AH	C0AZ 18124-C	18045-4007	B9SZ 18125-C
C3AA 18045-AJ	C0AZ 18124-C	18045-4016	C1DZ 18124-E
C3AA 18045-AK	C0AZ 18124-C	18045-4021	C1DZ 18125-G
C3AA 18045-AL	C0AZ 18124-C	18045-4064	C2OZ 18124-D

18124-5 SHOCK ABSORBER IDENTIFICATION CHART - continued

IDENTIFICATION	SERVICE KIT NUMBER	IDENTIFICATION	SERVICE KIT NUMBER
C0AA 18077-A	C0AZ 18124-C	C1AA 18080-L	C4AZ 18125-D
C0AA 18077-D	C0AZ 18124-C	C1AA 18080-M	C0AZ 18125-D
C1AA 18077-A	C0AZ 18124-C	C1AA 18080-N	C0AZ 18125-D
C1AA 18077-B	C1AZ 18124-H	C1AA 18080-R	C0AZ 18125-D
C1AA 18077-C	C0AZ 18124-C	C1AA 18080-S	C1AZ 18125-H
C1AA 18077-D	C0AZ 18124-C	C1AA 18080-T	C1AZ 18125-H
C1AA 18077-E	C1AZ 18124-H	C1AA 18080-U	C1AZ 18125-J
C1AA 18077-F	C0AZ 18124-C	C1AA 18080-V	C1AZ 18125-J
C1AA 18077-G	C0AZ 18124-C	C1AA 18080-Y	C1AZ 18125-K
		C1AA 18080-Z	C1AZ 18125-K
C2AA 18077-A	C0AZ 18124-C	C1DD 18080-A	C1DZ 18125-G
C2OA 18077-M	C2OZ 18124-D	C1DD 18080-B	C1DZ 18125-E
C2OA 18077-N	C2OZ 18124-D	C1DD 18080-C	C1DZ 18125-F
C2OA 18077-R	C2OZ 18124-D	C1DD 18080-D	C1DZ 18125-F
C2OA 18077-S	C2OZ 18124-D	C1DD 18080-E	C1DZ 18125-G
C2OA 18077-T	C2OZ 18124-D	C1DD 18080-F	C1DZ 18125-E
		C1DD 18080-G	C1DZ 18125-F
C3AA 18077-AA	C0AZ 18124-C	C1SS 18080-E	C1SZ 18125-B
C3AA 18077-AC	C0AZ 18124-C	C1SS 18080-F	B7AZ 18125-B
C3AA 18077-AD	C0AZ 18124-C		
C3AA 18077-AE	C0AZ 18124-C	C2AA 18080-B	C4AZ 18125-D
C3AA 18077-AF	C0AZ 18124-C	C2OA 18080-G	C2OZ 18125-A
C3AA 18077-AG	C0AZ 18124-C	C2OA 18080-H	C8OZ 18125-A
C3AA 18077-AK	C0AZ 18124-C	C2OA 18080-J	C8OZ 18125-A
C3AA 18077-AL	C0AZ 18124-C	C2OA 18080-K	C8OZ 18125-A
C3AA 18077-AM	C0AZ 18124-C		
C3AA 18077-AN	C0AZ 18124-C	C2OA 18080-L	C2OZ 18125-A
C3AA 18077-N	C0AZ 18124-C	C2PF 18080-C	C3SZ 18124-F
C3AA 18077-V	C0AZ 18124-C	C2PF 18080-D	C1SZ 18124-F
C3AA 18077-Y	C0AZ 18124-C	C2RA 18080-AB	B9SZ 18125-C
		C2SA 18080-A	C2SZ 18125-B
		C2SA 18080-B	C2SZ 18125-B
C3AA 18077-Z	C0AZ 18124-C	C3AA 18080-AA	C0AZ 18125-D
C3MA 18077-T	C0AZ 18124-C	C3AA 18080-AB	C0AZ 18125-D
C3MA 18077-V	C0AZ 18124-C	C3AA 18080-AC	C0AZ 18125-D
C3OA 18077-C	C2OZ 18124-D	C3AA 18080-AD	C0AZ 18125-D
C3OA 18077-D	C4OZ 18124-C	C3AA 18080-AE	C0AZ 18125-D
C3OA 18077-E	C2OZ 18124-D	C3AA 18080-AF	C0AZ 18125-D
C3OA 18077-F	C2OZ 18124-D	C3AA 18080-AG	C0AZ 18125-D
C3OF 18077-A	C4OZ 18124-C	C3AA 18080-AH	C0AZ 18125-D
		C3AA 18080-K	C4AZ 18125-D
		C3AA 18080-Z	C0AZ 18125-D
C3SA 18077-E	C3SZ 18124-D	C3DA 18080-C	C1DZ 18125-G
C3SA 18077-F	C3SZ 18124-D	C3DA 18080-D	C1DZ 18125-G
C3SA 18077-G	C3SZ 18124-D	C3DA 18080-F	C1DZ 18125-G
C3SA 18077-H	C3SZ 18124-D	C3DA 18080-H	C1DZ 18125-G
		C3DA 18080-J	C4DZ 18125-B
C4AF 18077-E	C0AZ 18124-C	C3OA 18080-D	C8OZ 18125-A
C4AF 18077-F	C0AZ 18124-C	C3OA 18080-E	C1DZ 18125-G
C4AF 18077-G	C0AZ 18124-C	C3OA 18080-F	C1DZ 18125-G
C4AF 18077-H	C0AZ 18124-C	C3OA 18080-G	C1DZ 18125-G
C4MF 18077-B	C0AZ 18124-C	C3OA 18080-J	C1DZ 18125-G
C4OF 18077-A	C2OZ 18124-D	C3OF 18080-A	C1DZ 18125-G
C4SF 18077-A	C4SZ 18124-A	C3OF 18080-B	C8OZ 18125-A
C4SF 18077-B	C4SZ 18124-A	C3SA 18080-A	C3SZ 18125-A
B9S 18080-A	B9SZ 18125-C		
C0AA 18080-D	C0AZ 18125-D	C4AF 18080-A	C0AZ 18125-D
C0AA 18080-E	C0AZ 18125-D	C4AF 18080-B	C0AZ 18125-D
C0AA 18080-L	C0AZ 18125-D	C4AF 18080-C	C0AZ 18125-D
C0AA 18080-M	C0AZ 18125-D	C4AF 18080-D	C0AZ 18125-D
C0DD 18080-A	C1DZ 18125-G	C4AF 18080-E	C0AZ 18125-D
C0DD 18080-E	C1DZ 18125-G	C4AF 18080-F	C0AZ 18125-D
C0DD 18080-G	C1DZ 18125-G	C4AF 18080-G	C0AZ 18125-D
C0SS 18080-A	B9SZ 18125-C	C4AF 18080-H	C0AZ 18125-D
		C4AF 18080-I	C0AZ 18125-D
		C4AF 18080-J	C0AZ 18125-D
		C4AF 18080-K	C4AZ 18125-D
C1AA 18080-C	C1AZ 18125-J		
C1AA 18080-D	C1AZ 18125-J		
C1AA 18080-E	C1AZ 18125-H		
C1AA 18080-F	C1AZ 18125-H		
C1AA 18080-K	C4AZ 18125-D		

18124-5 SHOCK ABSORBER IDENTIFICATION CHART - continued

IDENTIFICATION	SERVICE KIT NUMBER	IDENTIFICATION	SERVICE KIT NUMBER
C4DF 18080-A	C1DZ 18125-G	C1AA 18097-J	C1AZ 18125-K
C4DF 18080-B	C4DZ 18125-B	C1AA 18097-K	C1AZ 18125-F
C4DF 18080-C	C1DZ 18125-G		
C4DF 18080-D	C4DZ 18125-B	C2AA 18097-A	C1AZ 18125-F
C4DF 18080-E	C1DZ 18125-G	C2AA 18097-B	C4AZ 18125-D
C4DF 18080-F	C1DZ 18125-G		
		C3AA 18097-E	C4AZ 18125-D
C4OF 18080-A	C1DZ 18125-G	C3AA 18097-K	C1AZ 18125-F
C4SF 18080-A	C4SZ 18125-A	C3AA 18097-L	C0AZ 18125-D
		C3AA 18097-M	C0AZ 18125-D
C2PF 18A092-A	B9AZ 18125-A	C3AA 18097-N	C0AZ 18125-D
C2PF 18A092-B	B9AZ 18125-E	C3AA 18097-R	C0AZ 18125-D
C2PF 18A092-F	B9SZ 18125-A		
C2PF 18A092-G	B2AZ 18125-B	C3MF 18097-E	C4AZ 18125-D
		C3OA 18097-A	C3OZ 18125-E
C0AA 18097-D	C0AZ 18125-D		
C0AA 18097-E	C0AZ 18125-D	C4AF 18097-A	C0AZ 18125-D
C0AA 18097-L	C0AZ 18125-D	C4AF 18097-B	C0AZ 18125-D
		C4AF 18097-C	C0AZ 18125-D
C1AA 18097-B	C1AZ 18125-H	C4AF 18097-D	C0AZ 18125-D
C1AA 18097-C	C1AZ 18125-J	C4AF 18097-E	C4AZ 18125-D
C1AA 18097-E	C4AZ 18125-D		
C1AA 18097-F	C0AZ 18125-D	C4SF 18097-A	C4SZ 18125-A
C1AA 18097-G	C1AZ 18125-H		
C1AA 18097-H	C1AZ 18125-J	3828781	C4SZ 18125-B

YEAR	MODEL	DESCRIPTION	QTY.	PART NUMBER
------	-------	-------------	------	-------------

18124 KIT - FRONT SHOCK ABSORBER

- A -

61/62	A(71)	Regular	2	C1AZ 18124-H
63/64	A	Autolite Auto-Flex	2	C0AZ 18124-C (AB-40)
60	A(except Air Suspension)		2	
60	A(71)		2	
60	A(Taxi)		2	
61/62	A		2	
61/62	A (8 cyl. 390-Special 4/B carb.)		2	
60/64	A	Autolite Auto-Flex XD	2	B7AZ 18124-A (AX-1)

- B -

63/	B(except 71)	Regular	2	C4OZ 18124-C
64/	B(71)	Autolite Auto-Flex	2	C2OZ 18124-D (AB-64)
62/	B		2	
63/	B(8 cyl. 289)-with 4/B carb.		2	

- S -

61	S		2	C1SZ 18124-C
62	S		2	C2SZ 18124-B
63	S		2	C3SZ 18124-D
64/	S		2	C4SZ 18124-A
60	S	Autolite Auto-Flex XD	2	B7AZ 18124-A (AX-1)
61/62	S	Autolite Auto-Flex XD	2	C1SZ 18124-E (AX-49)
63	S	Autolite Auto-Flex XD	2	C3SZ 18124-E (AX-62)
64/	S	Autolite Auto-Flex XD	2	C4SZ 18124-B (AX-81)

- X -

64/	X(59, 66, 71)	Heavy Duty	2	C8OZ 18124-B
60/	X	Autolite Auto-Flex	2	C1DZ 18124-E (AB-16)
60/	X	Autolite Auto-Flex XD	2	C0DZ 18124-A (AX-31)
60	X(66)	Autolite Auto-Flex XD	2	B7AZ 18124-A (AX-1)

FORD CAR PARTS

SECTION 180

871

YEAR	MODEL	DESCRIPTION	QTY.	PART NUMBER
18124 KIT - FRONT SHOCK ABSORBER - continued				
60 /	A	Nut-(absorber to front suspension lower arms)-5/16"-24 tee-2 boss side	4	*34552-S
60 /	A	Bolt (absorber & bushing to front suspension lower arm plate)-5/16"-24 x 1	4	20387-S8(B157)
60	S	Bolt (absorber to front suspension lower R. H. & L. H. arm bushing & joint assy.)	4	
63 /	S	Nut-1/2"-20	2	34449-S7(M85)
60	S	Nut (absorber to under body assembly)-3/8"-24	4	359195-S(MM294)
63 /	S	Bolt (absorber to bracket)-1/2"-20 x 2 3/8"	2	351759-S8(BB256)
62 /	B	Bolt (absorber to front suspension upper arm shaft and joint)-3/8"-24 x 1.25" swage	4	376325-S8 (BB390C)
63	X	Nut (absorber to front suspension upper arm shaft and joint)-5/16"-24	4	34443-S7(M79)
60 /	A	Nut & washer (absorber to frame)-3/8"-24"	2	34664-S(M108)
60 /	S	Nut & washer (absorber to under body)	2	
60 /	B, X	Nut & washer (absorber to upper bracket)	2	
63 /	X	Nut (absorber to front suspension upper arm spring seat)	2	
60 /	X	Nut & washer (absorber to upper arm spring seat and bushing assembly)-5/16"-24	4	33923-S7(M32)
60	S	Lockwasher-5/16"	4	*34941-S7
60 /	X	Washer-5/16" flat	4	44725-S8(X22)
62	B	Stud (shock absorber to lower suspension arm)-3/8"-24 x 1 1/4" Swage	4	376325-S8 (BB390C)
62 /	B	Nut-3/8"-24	4	33800-S8(M63)
62 /	B	Lockwasher-3/8"	4	34807-S8(X66)

18125 KIT - REAR SHOCK ABSORBER

- A -

61/62	A(71)	Regular	2	C1AZ 18125-J
64	A(except 71)	Regular	2	C4AZ 18125-A
61/62	A(except 71)	Heavy Duty	2	C1AZ 18125-H
61	A (8 cyl. 390)-Special 4/B carb.		2	
61/62	A(71)	Heavy Duty	2	C1AZ 18125-K
61/64	A(P/C-except 71)	Heavy Duty	2	C4AZ 18125-D
60/64	A	Load Leveler	1	C1AZ 18125-F
60/64	A	Autolite Auto-Flex	2	C0AZ 18125-D
60	A(Taxi)		2	(AB-3)
60/61	A(P/C)		2	
60/62	A(except 71)	Autolite Auto-Flex XD	2	B9AZ 18125-C (AX-10)
60/62	A(71)	Autolite Auto-Flex XD	2	C0AZ 18125-C
63/64	A		2	(AX-33)
60/64	A	Autolite Superflex	2	B9AZ 18125-D (AA-100)

- B -

62/64	B(except 71)	Regular	2	C8OZ 18125-A
62	B	Heavy Duty	2	C2OZ 18125-A
63 /	B(71)	Load Leveler	1	C3OZ 18125-E
62 /	B	Autolite Auto-Flex	2	C1DZ 18125-G (AB-21)
62 /	B	Autolite Auto-Flex XD	2	C2OZ 18125-B (AX-47)
62 /	B	Autolite Superflex	2	B9AZ 18125-E (AA-101)

- S -

61	S(63A)		2	C1SZ 18125-B
61	S(76A)	"Before 6/1/61"	2	
62	S		2	C2SZ 18125-B
63	S		2	C3SZ 18125-A
64	S-with trailer hitch		2	C4SZ 18125-B

YEAR	MODEL	DESCRIPTION	QTY.	PART NUMBER
18125 KIT - REAR SHOCK ABSORBER - continued				
- S -				
60	S	Autolite Auto-Flex	2	B9SZ 18125-C (AB-7)
61/63	S	"From 6/1/61" Autolite Auto-Flex	2	B7AZ 18125-B (AB-5)
64/	S	Auto-Flex-with trailer hitch	2	C4SZ 18125-A (AB-91)
60	S	Autolite Auto-Flex XD	2	B9SZ 18125-B (AX-25)
61/63	S	Autolite Auto-Flex XD	2	B7AZ 18125-A (AX-11)
64/	S	Autolite Auto-Flex XD	2	C4SZ 18125-C (AX-78)
60	S	Autolite Superflex	1	B9SZ 18125-A
60	S	Autolite Superflex	2	B9SZ 18125-D (AA-105)
61/63	S	Autolite Superflex	2	B2AZ 18125-B (AA-106)
64/	S	Autolite Superflex	2	C4SZ 18125-E (AA-141)
- X -				
61/62	X(59, 66, 71, 78)	Regular	2	C1DZ 18125-F
60/	X	Autolite Auto-Flex	2	C1DZ 18125-G (AB-21)
60/63	X	Autolite Auto-Flex XD	2	C0DZ 18125-A (AX-44)
64/	X	Autolite Auto-Flex XD	2	C4DZ 18125-D (AX-76)
60/63	X(66)	Autolite Superflex	2	B9AZ 18125-D (AA-100)
60/	X	Autolite Superflex	2	B9AZ 18125-E (AA-101)
60	A	Nut (absorber to mounting stud or frame)	2or4	34449-S7-8(M85)
		Locknut-1/2"-20		34374-S7(M103)
60/	A	Nut & washer (absorber to rear spring "U" bolt plate or frame)-3/8"-24	2or4	34664-S(M108)
60/	B, S, X	Nut & washer (absorber to rear spring "U" bolt plate or under body)	2or4	
61/	S	Nut & washer (absorber to upper bracket)	2	
60/	A	Washer-1/2"-flat	2	44735-S8(X32)
18178 BRACKET - REAR SHOCK ABSORBER STUD				
61/63	S	R. H. & L. H. -upper	2	C1SS 18178-A
64/	S	R. H. & L. H. -upper	2	C4SZ 18178-A
61/63	S	Bolt (bracket to under body)-3/8"-16 x 1"	4 or 8	358672-S8(BB403)
61/63	S	Lockwasher-3/8"	4 or 8	34807-S8(X66)
64/	S	Bolt (bracket to under body)-3/8"-16 x 1 1/8"	4 or 8	372158-S2(BB572F)
18183 HOUSING - FRONT SHOCK ABSORBER INSULATOR				
64/	S	R. H. & L. H.	2	C4SZ 18183-A
		Bolt (housing, bracket and shim to under body)- 3/8"-16 x 1 1/4"	6	378026-S2 (BB390K)
		Lockwasher-3/8"	6	34807-S8(X66)
		Nut-3/8"-16	6	33799-S7(M52)
18183-4 BRACKET - FRONT SHOCK ABSORBER MOUNTING - Also refer to Group 18A035				
63/	S	R. H. & L. H. -lower	2	C3SZ 18183-A
63	S	R. H. -upper body -Not replaced (3-69)	1	★C3SZ 18183-B
		L. H.	1	C3SZ 18184-B
64/	S	R. H. -upper body	1	C4SZ 18183-B
64	S	L. H. -upper body	1	C4SZ 18184-A

FORD CAR PARTS

SECTION 180

873

YEAR	MODEL	DESCRIPTION	QTY.	PART NUMBER		
18183-4 BRACKET - FRONT SHOCK ABSORBER MOUNTING - continued - Also refer to Group 18A035						
63/64		Nut (bracket to front suspension arm and joint assembly)-3/8"-24"	6	33880-S8(M22)		
		Lockwasher-3/8"	6	34847-S8(X74)		
		Bolt (bracket to front suspension upper arm)-3/8"-16 x 1 1/4"	6	378026-S2 (BB390K)		
		Nut -3/8"-16	6	33799-S7(M52)		
		Lockwasher-3/8"	6	34847-S8(X74)		
		Bolt (upper absorber to upper body)-3/8"-16 x .88" carriage	6	378535-S2 (BB647H)		
18193 STUD - REAR SHOCK ABSORBER MOUNTING						
64/	S	Lower-1/2"-20 x 5/8"-18 x 3.94" long	2	C4SZ 18193-A		
18196 STUD - REAR SHOCK ABSORBER MOUNTING						
60/64	A	Upper	2	C0AA 18196-A		
		Nut (stud to cross member)-1/2"-20	2	34449-S7(M85)		
64	A	Upper-must be used with heavy duty shock absorbers on units built from 10/1/63	2	C3MY 18196-A		
18198 BUSHING - SHOCK ABSORBER MOUNTING						
61/62	S		4	C1SS 18198-C		
18198 BUSHING REPAIR KIT - SHOCK ABSORBER MOUNTING						
61/62	S	Front	2	C1SZ 18198-B		
Consists of						
	1-C1SS 18031-A	Seat	1-C1SS 18171-A	Washer	2-C1SS 18198-D	Insulator
	1-C1SS 18041-A	Washer	1-C1SS 18171-C	Washer	1-34664-S8	Nut & washer
	1-C1SS 18041-C	Washer	2-C1SS 18198-C	Insulator-lower	1-374460-S7	Nut
60	A	Front	2	★C2RZ 18198-B		
60	S	Front	2			
Consists of						
	2-C2RA 18198-A	Insulator	2-C2RA 18041-A	Washer	1-376797-S8	Nut
	2-8M 18031	Seat	1-33800-S8	Nut		
60/	A	Front - Replaced by C8OZ 18198-C (3-69)	1	★C1SZ 18198-C		
60/	A	Rear	2			
64/	B	Front	1			
62/	B	Rear	2			
60/	S	Front	1			
60/	S	Rear	2or3			
60/	X	Front	1			
60/	X	Rear	2			
Consists of						
	2-C1SS 18041-A	Washer	4-I-500939	Insulator	2-C1SS 18171-A	Washer
	2-34664-S8	Nut & washer				
62/63	B	Front	2	C2OZ 18198-A		
Consists of						
	2-I-500939	Insulator	1-C1SS 18041-A	Washer	1-C1SS 18171-A	Washer
	2-34782-S7	Lockwasher	2-33800-S8	1 Nut	1-34664-S8	Nut & washer
			2-376325-S8	1 Bolt		
63	S	Front	2	C3SZ 18198-A		
Consists of						
	1-C1SS 18031-A	Seat	2-C3SA 1819 8-B	Insulator	1-34449-S8	Nut
	1-C3SA 18041-A	Washer	1-34664-S8	Nut & washer	1-304880-S8	Bolt
64/	S	Front	2	C4SZ 18198-C		
Consists of						
	1-C4SA 18A116-C	Insulator	1-34420-S8	Nut & washer	1-304880-S8	Bolt
			1-34449-S8	Nut		
60	S	Rear	2	★C2RZ 18198-E		
Consists of						
	4-C2RA 18041-A	Washer	2-33800-S8	Nut	2-376797-S8	Nut
	4-C2RA 18198-A	Insulator				

YEAR	MODEL	DESCRIPTION	QTY.	PART NUMBER
18198 BUSHING REPAIR KIT - SHOCK ABSORBER MOUNTING - continued				
60/61	X(58, 64)	Front - Not re placed	2	★C2RZ 18198-H
60/61	X(59, 66, 71, 78)	Front	2	
Consists of				
	4-CODD 18A018-A	Insulator 2-C0AA 18198-A	Insulator 2-351370-S	Washer
	1-C1SS 18041-A	Washer(outer) 2-34662-S8	Nut	
	1-C1SS 18171-A	Washer(inner) 1-34664-S	Nut	
60/61	X(58, 64)	Rear	2	C2RZ 18198-G
60/61	X(59, 66, 71, 78)	Rear	2	
Consists of				
	2-C1SS 18041-A	Washer(outer) 4-C0AA 18198-A	Insulator 2-34664-S	Nut
	2-C1SS 18171-A	Washer(inner)		
18216 TUBE - CARBURETOR TO GOVERNOR - Cut required length from 8C 2289-B Tubing				
60/	A(6 & 8 cyl.)	Screw (tube to governor to carburetor) - 3/8" - 24 x .55" compression sleeve type	2	351112-S(MM109)
18233 BRACKET and WIRE ASSY. - GLOVE COMPARTMENT LAMP				
64/	X		1	FEW 18233-A
18B257 GUIDE - HEATER REGULATOR CONTROL LEVER				
63/64	A	Nylon	2	C4SZ 18B257-A
64/	S		2	
18B259 DUCT ASSY. - HEATER AIR INLET				
61/63	S	Also used with air conditioner	1	C1SF 18B259-A
64/	S-with integral A/C		1	C4SZ 18B259-A
64/	S-with integral A/C	Screw (duct to inner cowl panel)-No.10-12 x 5/8"	4	42134-S8(U249)
18263 LENS - GLOVE COMPARTMENT LAMP				
64/	X		1	FEW 18263-A
18B279 PLATE ASSY. - HEATER CORE CASE				
61/	S-with A/C	Front cover	1	C4SZ 18B279-A
18B306 DOOR and MOUNTING PLATE ASSY. - HEATER AIR INLET				
64/	S		1	C4SZ 18B306-A
18B312 PLATE ASSY. - HEATER CONTROL TRIM				
61/62	S	Aluminum	1	C1SF 18B312-A280
63	S(except 63B)		1	
63	S(63B)		1	C3SZ 18B312-A
18A318 MOTOR ASSY. - AIR CONDITIONER and HEATER CONTROL				
- A -				
60/62	A (8 cyl.)-with integral A/C	Arm length 4 11/16"-flat end-(universal type)-cut arm to required length	1	C0AF 18A318-B
- S -				
61/	S	Heater core-for A/C or heater	1	C0AF 18A318-B
61/	S	L. H. -vent damper door	1	
61/	S-with integral A/C	R. H. -vent damper door-arm length 2 15/16" long	1	C1SF 18A318-D
61/63	S-with integral A/C	Register door-arm length 4 13/16" long-bent end	1	C1SF 18A318-E
61/	S-with integral A/C	Arm length-4.01" long-use C0AF 18A318-B	1	★
61/	S-with integral A/C	Arm length-2.44" long-use C0AF 18A318-B	1	★
61/	S-with integral A/C	Arm length-2.66" long-use C0AF 18A318-B	1	★
62	S-with integral A/C	Arm length-2.62" long-use C0AF 18A318-B	1	★
64/	S-with integral A/C	Arm length-3.00" long-use C0AF 18A318-B	1	★
64/	S-with integral A/C	Arm length-3.78" long-use C0AF 18A318-B	1	★
61/62	S-with integral A/C	Nut (motor arm to heater air inlet or outlet door shaft)-.18" spring	1or2	350841-S (MM263C)
61/63	S-with integral A/C	Flat washer-No.9	1	44711-S8(X12)
60/62	A (8 cyl.)	Nut (motor to plenum chamber cover)-No. 10-24	2	34053-S8(M156)
61/63	S-with integral A/C	Nut (motor to L. H. heater mounting bracket)	2	
		Lock washer-No. 10	2	34803-S7(X60)
60/62	A (8 cyl.)	Nut (motor to air inlet or outlet door shaft)-	1	372927-S2
63/	S-with integral A/C	3/16" spring	1	(MM260)

FORD CAR PARTS

SECTION 184

875

YEAR	MODEL	DESCRIPTION	QTY.	PART NUMBER
18A318 MOTOR ASSY. - AIR CONDITIONER HEATER CONTROL - continued				
63/	S-with integral A/C	Flat washer-No. 10	1	44713-S8(X13)
63	S-with integral A/C	Bolt (motor to L. H. heater mounting brkt.)- No. 10-24 x 1/2"-carriage	2	*353563-S8
62/63	S-with integral A/C	Screw & washer (motor to evaporator case to connector panel)-No. 10-24 x 3/8"	2	*40515-S8
62/	S-with integral A/C	Lockwasher-No. 10	2	34903-S8 (X96)
61/	S-with integral A/C	Nut (motor to heater core case)-No. 10-32	2	34079-S7(M163)
61/	S-with integral A/C	Screw (motor to heater air outlet L. H. door control motor mounting brkt.)-No. 8-32 x 3/8"	2or4	378361-S2(UU43D)
61/	S-with integral A/C	Screw (motor to heater air outlet R. H. door control motor mounting brkt.)-No. 10-12 x 1/2"	2	42127-S8(U248C)
61	S-with integral A/C	Screw (motor and evaporator case to connector panel)-No. 10-16 x 3/8"	2	42120-S8(U248)
18333 SAFETY LOCK - REAR DOOR - Refer to Body Group 21850				
18A346 CASE - HEATER CORE				
64/	S		1	C4SZ 18A346-A
18B357 VALVE ASSY. - HEATER VACUUM CONTROL - Also refer to Group 19980				
61/63	S	Also used with integral A/C	1	C1SS 18B357-A
		Screw & washer (valve to heater control mounting bracket)-No. 10-32 x 3/8"	1	42802-S8(U33)
18A358 HOSE - HEATER and AIR CONDITIONER CONTROL MOTOR VACUUM SUPPLY - Cut as required from 17543 Hose				
18B402 TUBE ASSY. - HEATER - HOT WATER - Not supplied - Improvise from 8QH 2269-C tubing				
18B416 DEFLECTOR - HEATER AIR OUTLET - LEFT HAND DOOR				
62/	S-with integral A/C		1	C5SZ 18B416-A
18455 HEATER and DEFROSTER KIT				
63	B		1	+C3OZ 18455-A
64/	X		1	+C4DZ 18455-A
18A465 COVER - HEATER TEMPERATURE REGULATOR CONTROL OPENING				
60/63	X	Required when vehicle is not equipped w/heater- for defroster, temperature and heater switch control openings	3	C0DF 18A465-B
		Nut-3/16"-flat spring	3	45052-S7(M119)
18471 CHAMBER ASSY. - HEATER AIR PLENUM - Also refer to Group 18A484				
60/	X		1	C3DZ 18471-A
60	S	Screw (chamber to heater)-No. 8-18 x 3/8"	4	42119-S8(U246)
60/	X		4	
60/61	A	Screw (chamber to heater)-No. 10-12 x 5/8"	4	42014-S8(U240)
18472 HOSE - HEATER WATER				
60/	All	5/8" I.D. x 100 feet-red stripe	AR	C7AZ 18472-A
		9/16" I. D. x 100 feet	AR	APA 18472-A
		3/4" I. D. x 100 feet	AR	FFC 18472-L
		3/4" I. D. x 100 feet	AR	C0AZ 18472-A
61/63	S	Clamp (hose attaching)-5/8" to 1 1/4"	2	B7A 8287-A
62	X	Adjustable band	AR	
61/62	A, S, X	Clamp (hose attaching)-61/64" dia. spring wire	AR	97333-S35 (E8)
62	X(6 cyl.)-with A/C	Elbow (hose to engine)-3/8"-45°	1	353476-S10Q(II173)
61/63	S	Nipple (hose to engine)-3/4"	1	374135-S8 (II-191A E)
18A475 COVER - HEATER MOTOR DASH PANEL OPENING				
62/64	A		1	C2MY 18A475-A
62/	B		1	C2YY 18A475-A
62/64	A	Screw (cover to dash panel)-No. 10-12 x 1/2"	5	42127-S8(U248C)
62/	B		4	

† Complete kit for installation except C7AZ 18472-A hose. Order as required

YEAR	MODEL	DESCRIPTION	QTY.	PART NUMBER
18476 CORE ASSY. - HEATER				
- A -				
60/62	A-with heater		1	C0AF 18476-B
60/61	A-with heater		1	CI AF 18476-A
60/62	A (8 cyl.) -with integral A/C		1	C0AF 18476-C
62	A-with heater		1	C2AZ 18476-A
63/64	A-with heater		1	C3AZ 18476-A
- B -				
62	B-with heater		1	C2AZ 18476-A
63/	B-with heater		1	C3AZ 18476-A
- S -				
60	S-with heater		1	B7A 18476-A
61/63	S-with heater or integral A/C		1	C2SZ 18476-B
64/	S-with integral A/C		1	C4SZ 18476-A
64/	S-with heater	Includes 18B689 retainers	1	C4SZ 18476-B
- X -				
60/	X	2.00" thick	1	C5DZ 18476-A
60	S	Screw (core to case & bolt assy.)-No. 10-16 x 3/8"	3	42000-S8(U238)
60	A-with fresh air heater	Screw (core to housing)-No. 10-12 x 1/2"	4	42127-S8(U248C)
		Screw (core to case)-No. 10-12 x 1 1/4"	4	*52759-S8
64/	S-with integral A/C	Screw (core to case)-No. 10-12 x 1/2"	4	42127-S8(U248-C)
18A484 CASE ASSY. - PLENUM CHAMBER - Also refer to Group 18471				
62/64	A(except "XL500")		1	C3AZ 18A484-A
62/64	A("XL500")	Paint to match	1	C3AZ 18A484-B
62	B		1	C2YY 18A484-A
63/	B		1	C3OZ 18A484-A
64/	S		1	C4SZ 18A484-A
18490-1 NOZZLE - WINDSHIELD DEFROSTER HOSE - Also refer to Groups 18A619-20 or 18A556				
- A -				
63/64	A	R. H.	1	C3AZ 18490-A
		L. H.	1	C3AZ 18491-A
- B -				
62	B	L. H.	1	C2OZ 18491-A
62/	B	R. H.	1	C3OZ 18490-A
63/	B	L. H.	1	C3OZ 18491-A
- S -				
64/	S	R. H.	1	C4SZ 18490-A
		L. H.	1	C4SZ 18491-A
- X -				
60/63	X		2	C0DF 18490-A
64/	X	When using for R. H. side-cut 4" from connector end	2	C4DZ 18491-A
60/62	A	Screw (nozzle to cowl top inner panel)- 1/4"-14 x 5/8"	4	*31560-S8
63/64	A	Screw (nozzle to cowl top inner panel)- No. 8-15 x 1"	4	53060-S13(U283)
60	A-with A/C	Nut (nozzle to instrument panel)-No. 10-24	4	34053-S8(M156)
		Lockwasher-No. 10	4	34903-S8(X96)
62/	B	Screw (nozzle to instrument panel)- No. 12-11 x 5/8"	4	42135-S8(U253)
63/	B	Clip (nozzle to heater)	2	C1AZ 5929100-A
60/	X	Clip (nozzle to instrument panel)	2or4	372850-S32(GG188)
60	S(except integral A/C)	Screw (nozzle to cowl top)-No. 10-12 x 1/2"	4	42127-S8(U248C)
60	S-with integral A/C	Screw (nozzle to cowl top)-No. 8-15 x 1/2"	4	381654-S36(UU52X)
18495 VALVE ASSY. - HEATER WATER CONTROL				
- A -				
60/61	A	Used with recirculating heater	1	C0AF 18495-A
62	A	Used with recirculating heater	1	C2AZ 18495-A
- S -				
60	S	Includes (1) B7A 19460-A seal - Also refer to B7A 18502-B valve	1	B7A 18495-A
64/	S-with integral A/C		1	C5SZ 18495-A
60/	A (8 cyl.)	Elbow (valve to cyl. hd.)-3/8"-18-45°	1	353476-S100 (II-173)

YEAR	MODEL	DESCRIPTION	QTY.	PART NUMBER
18A499 GRILLE - AIR CONDITIONER VENT AIR OUTLET				
60/61	A	Used with fresh air heater	1	C0AF 18A499-A
62/64	A	Used with fresh air heater	1	C2OA 18A499-A
62/	B		1	
60/61	A	Screw (grille to heater housing)-No. 10-14 x 5/8"	3	42014-S8(U240)
		Lockwasher-No. 10	3	34803-S7(X60)
		Screw (grille to heater housing)-No. 10-12 x 1/2"	3	42127-S8(U248C)
18502 VALVE - HEATER TEMPERATURE REGULATOR				
60/61	A-with heater		1	C0AF 18502-D
60/62	A-with integral A/C		1	
60	S	Includes seal	1	B7A 18502-A
60	S	With 30.5" coiled copper tubing	1	B7A 18502-B
61/63	S	Also used with integral A/C	1	C2SZ 18502-A
64/	S-with integral A/C	Vacuum operated	1	C5SZ 18502-A
60	A	Screw (valve to heater housing)-No. 10-12 x 5/8"	2or3	42134-S8(U249)
61/63	S	Nut (valve and seal to core)-No. 10-32	2or3	34079-S7(M163)
61/63	S	Lockwasher-No. 10	2or3	34903-S7(X96)
64	S-with integral A/C	Screw (valve to evaporator case)-No. 10-12 x 5/8"	2	42134-S8(U249)
18504 FAN ASSY. - HEATER BLOWER - Also Refer to Group 18527				
60/62	A, B	Used with fresh air heater	1	C0AF 18504-C
60/63	S	Used with heater or integral A/C	1or2	
63/64	A	Used with fresh air heater	1	C3AZ 18504-A
63/	B		1	
64/	S		1	C4SZ 18504-A
		Screw (blower wheel to motor)-1/4"-28	1	355312-S34(UU36)
18508 CASE ASSY. - HEATER CORE				
61/63	S-with integral A/C		1	C1SF 18508-B
61/63	S-with integral A/C	Nut (case to evaporator)-1/4"-28	4	33796-S7(M61)
		Lockwasher-1/4"	4	34905-S7(X97)
18A508 NUT - SPEED CONTROL BEZEL MOUNTING				
64	A-with speed control		1	C1VF 18A508-A
		Washer-5/8" flat-used as spacer between nut and actuator bezel		376529-S(XX221D)
18513 KNOB ASSY. - HEATER BLOWER SWITCH - Also refer to Groups 17513, 18519				
60/62	A (except 65B, 76B)	Fresh air heater or integral A/C	1	C0AF 18513-A
62	A (65B, 76B)	Fresh air heater or integral A/C	1	C2MY 18513-A
63	A	Fresh air heater	1	C3AZ 18513-A
62/63	B	Fresh air heater	1	C2OZ 18513-A
64/	B		1	C4OZ 18513-A
61/63	S	Also used with integral A/C	1or2	C1SF 18513-A
64/	X		1	C4DZ 18513-A
60	S	Clip (knob to switch)	1	359494-S(GG77)
60/63	A, B	Screw(knob to switch)-No. 8-32 x 1/4" set	1	375504-S8(UU28A)
61/63	S		1or2	
64/	X		1	
18518 CONTROL ASSY. - HEATER TEMPERATURE - Also refer to Group 19988, 18552				
- A -				
61	A-with A/C	36.37" long-use B8C 18518-A	1	★
61/62	A-with integral A/C	65.00" long-cut to 20.25"	1	B8C 18518-A
60	A	Use as heater temperature control-also used with air conditioner	1	
60/61	A(except A/C)	Use as defroster control for heater	1	
63	A	Use as heater air control-cut to 27.25" long	1	
62/64	A	29.00" long-use B8C 18518-A	1	★
- B -				
62/	B	18.50" long-use B8C 18518-A	1	★
- S -				
60	S	27.12" long-use B8C 18518-A	1	★
60	S	28.87" long-use B8C 18518-A	1	★
60	S-with integral A/C	34.50" long-use B8C 18518-A	1	★
61	S-except integral A/C	51.62" long-use B8C 18518-A	1	★
63	S		1	

YEAR	MODEL	DESCRIPTION	QTY.	PART NUMBER
18518 CONTROL ASSY. - HEATER TEMPERATURE - continued - Also refer to Groups 18552, 19988				
- S -				
60	S	37.0" long-use with heater air or integral A/C temperature or defroster control	1	B8C 18518-A
61/	S-with integral A/C	65.00" long-cut to required size	1	
61	S-with integral A/C	63.15" long-use B8C 18518-A	1	★
62/63	S-with integral A/C	59.15" long-use B8C 18518-A	1	★
64/	S	24.00" long-use B8C 18518-A	1	★
- X -				
60/63	X		1	C2DZ 18518-A
64	X	"Before 12/30/63"	1	★
64/	X	"From 12/30/63"	1	★
60/	A	Screw (control to heater or air conditioner operating control panel)-No. 10-12 x 1/2"	1 or 2	42127-S8(U248C)
60/62	A	Screw (clip & control to regulator valve & defroster outlet)	1	
60/62	S	Clip & control to heater control panel	1	
		Clip-attaches control to heater control panel, air conditioner control panel, temperature regulator valve or heater plenum chamber	AR	378897-S7 (GG162A)
60	A	Screw (control to heater core and valve)-	1	
60/	A, B	Screw (control to heater case)	AR	
60/	A(8 cyl.)-with integral or hang-on A/C	Clip (control to evaporator case)	1	359548-S100(GG144)
60	S-with heater	Nut (control to heater control panel)-. 18" diam.	1	350841-S(MM263C)
		Screw(control to defroster outlet)-No.10-32 x 3/8"	1	*32917-S7
60	S-with integral A/C	Screw (control to control panel)-No. 10-12 x 1/2"	1	42127-S8 (U248C)
60	S-with heater	Screw (control to heater case)	1	
60	S-with heater	Nut (control to control panel)-. 18" spring	1	350841-S(MM263C)
60/	S	Clip (control to heater case or integral A/C control panel)	1 or 2	378897-S7 (GG162A)
		Clip(control to defroster outlet, control panel or plenum chamber)	AR	
61/	S	Nut (control to control panel)-3/16" spring	1	372927-S2(MM260)
60/	A, B	Nut (control to heater case)	1	
62/63	S-with integral A/C	Clip (retains control cables to evaporator)	1	353547-S2(GG173)
60/	X	Screw (temperature & defroster controls and heater switch to heater)-No. 10-12 x 3/8"	1	*42067-S2
60	S-with integral A/C	Screw (control to control panel)	3	
60/	X	Washer-flat-7/16"	1	
60/	X	Nut-7/16"-20	3	44730-S8 (X26) 34690-S8(M34)
18519 KNOB - CONTROL - Also refer to Groups 17513, 18513, 19A962, 19A966				
- A -				
60/61	A	Fresh air heater or integral A/C	2	C1AF 18519-A
62	A (except 65B, 76B)	Used with fresh air heater or integral A/C	2	C2AZ 18519-A
62/63	A (65B, 76B)	Fresh air heater or integral A/C	2	C2MY 18519-A
63	A	Used with fresh air heater	2	C3AZ 18519-A
64	A	Heater regulator, temperature & blower	3	C4AZ 18519-A
- B -				
62/	B	Used with fresh air heater	2	C4OZ 18519-A
- S -				
60	S	Fresh air heater or integral A/C	2	B9A 18519-B
61/63	S	Fresh air heater or integral A/C	1 or 2	C1SF 18519-A
64/	S	(2) for heater or integral A/C control panel, (1) for air ventilator control	1 or 3	C4SZ 18519-A
- X -				
64/	X	Temperature	1	C5DZ 18519-A
64/	X	Heater	1	C5DZ 18519-B
64/	X	Defroster	1	C5DZ 18519-C

FORD CAR PARTS

SECTION 184

879

YEAR	MODEL	DESCRIPTION	QTY.	PART NUMBER			
18519 KNOB - CONTROL - continued - Also refer to Groups 17513, 18513, 19A962 & 19A966							
60	A	Clip (knob to temperature or air regulator lever)	1 or 2	359494-S(GG77)			
60	S	Used with heater or integral A/C	1 or 2				
60/	A, B	Screw (knob to control) -No. 8-32 x 1/4" set	2	375504-S8(UU28A)			
61/	S		2				
64/	X		3				
18527 MOTOR ASSY. - HEATER BLOWER - Also refer to Group 19805							
		HEATER TYPE	DESCRIPTION				
			VOLTAGE	SHAFT DIAM.	ROTATION		
60/61	A	"Before 5/1/61"	12 volt	1/4"	C/CW	1	B6A 18527-B (MM-144)
60/61	A		12 volt	5/16"	CW	1	C0AF 18527-D (MM-145)
61/62	A	"From 5/1/61"	12 volt	5/16"	C/CW	1	*C2AZ 18527-A (MM-134)
62/64	A		12 volt	5/16"	CW	1	C2OZ 18527-A
62/	B					1	
62/64	A		12 volt	Balanced		1	C2OZ 18527-B (MM-241)
62/	B			assy.		1	C0AZ 18527-D (MM-247)
60/61	A			Heater blower		1	
61/62	S					1	
60	S		12 volt	5/16"	CW	1	B8E 18527-B (MM-136)
61/63	S		12 volt	5/16"	CW	1	C1SZ 18527-A (MM-138)
64/	S		12 volt	1/4"	C/W	1	C4SZ 18527-A (MM-133)
60/	X		12 volt	Balanced		1	C0DZ 18527-A (MM-240)
				assy.			
YEAR	MODEL	DESCRIPTION	QTY.	PART NUMBER			
60/	A, B, S, X	Nut (motor to blower)-No. 10-32	2	34079-S7(M163)			
		Lockwasher-No. 10	2	34903-S8(X96)			
		Flatwasher-No. 10	2	44713-S8(X13)			
60	S	Screw (motor ground wire to dash panel)- No. 10-12 x 1/2"		42127-S8(U248C)			
60	S	Lockwasher-No. 10	2	34939-S8(X86)			
18531 BRACKET ASSY. - HEATER CONTROL MOUNTING - Also refer to Groups 18532, 18A535, 19980 & 19A884							
63/64	A -with heater		1	C3AZ 18531-A			
64/	S	Used with heater or integral A/C	1	C4SZ 18531-B			
64/	X	Used with fresh air heater	1	C4DZ 18531-A			
62/	A	Nut (bracket & heater switch to control lamp retainer)-No. 10-24	2	34053-S8(M156)			
		Lockwasher-No. 10	2	34903-S8(X96)			
61/	S	Screw (bracket to control panel)-No. 10-24 x 3/8"	4	40905-S7(U258)			
18532 BRACKET - HEATER CONTROL MOUNTING - Also refer to Group 18531							
60/63	X		1	C0DF 18532-A			
18A535 BRACKET ASSY. - HEATER CONTROL MOUNTING - Also refer to Group 18531							
61/ 63	S	L. H. -used with heater or integral A/C	1	C1SF 18A535-B			
18541 SOCKET & WIRE ASSY. - HEATER CONTROL PANEL LAMP							
60	A, S	10.00" long	1	FEG 18541-A			
64/	A, S		1 or 2				
61/63	A		1	C1AF 18541-A			
61/ 63	S		1 or 2				
64/	S-with integral A/C	9.87" long	1	C4SZ 18541-A			
18A542 CASE ASSY. - HEATER CORE							
60/	X	Front	1	C0DZ 18A542-B			
18A543 CASE ASSY. - HEATER CORE							
60/	X	Rear	1	C0DF 18A543-E			

* Change ground terminal when necessary

YEAR	MODEL	DESCRIPTION	QTY.	PART NUMBER
18545 NUT - HEATER BLOWER SWITCH				
60/63	X		1	CODF 18545-A
18A545 VALVE ASSY. - HEATER AIR TEMPERATURE CONTROL				
60/	X		1	CODZ 18A545-B
		Screw (valve to heater core front case)- No. 8-18 x 3/8"	2	42119-S8(U246)
18548 CONTROL ASSY. - DEFROSTER and AIR				
- A -				
60	A(except A/C)	Defroster-21.00" long-use B8C 18518-A	1	★
60/62	A	34.00-used as air or defroster control-use B8C 18518-A	1	★
60/62	A (8 cyl.)-with A/C	Defroster-29.25" long-use B8C 18518-A	1	★
61	A -except A/C	Defroster-21.0" long-use B8C 18518-A	1	★
62/	A-except A/C	Heater temperature control-cut to 29.00" long - use B8C 18518-A	1	★
- B -				
62/	B	Heater temperature control-cut to 18.50" long	1	★
62/63	B	Heater air control-cut to 20.65" long -use B8C 18518-A	1	
- S -				
60	S	Defroster-33.25" long-use B8C 18518-A	1	★
60	S-with integral A/C	34.56" long-use B8C 18518-A	1	★
60	S	34.0" long-used as temperature control-use B8C 18518-A	1	★
61/62	S-with integral A/C	Used as air control	1	
64/	S	Heater temperature control-cut to 24.00" long	1	
64	S	Heater air control-cut to 17.76" long	1	
61/63	S-except Integral A/C	Temperature-37.00" long-use B8C 18518-A	1	★
61/63	S-with integral A/C	Defroster-45.92" long-use B8C 18518-A	1	★
- X -				
60/63	X	Defroster-Refer to Basic Group 9700		
64/	X	19.00" long	1	C4DZ 18548-A
		Clip-attaches control to heater control panel A/C control panel or heater plenum chamber	AR	378897-S7 (GG162A)
		Screw-No. 10-12 x 1/2"	AR	32924-S7(U344)
60/	A	Screw (control to plenum chamber or cowl panel) No. 10-12 x 1/2"	1 or 2	42127-S8 (U248C)
60/	A, S	Nut (control to heater)-3/16" spring	AR	372927-S2(MM260)
61/	S	Flatwasher-No. 9	2	44711-S8(X12)
60	S-with heater or integral A/C	Screw(control to htr. mtg. brkt.)-No. 10-32 x 3/8"	1	★41036-S2
60	S	Nut(control to htr. or A/C control panel)-.18"	1 or 2	350841-S (MM260C)
64/	X	Screw(control to plenum chamber)-No. 10-16 x 1/2"	1	42547-S8(U248A)
60/	X	Screw(control to plenum chamber)-No. 10-16 x 3/8"	1	42120-S8(U248)
60/	S	Screw (control to plenum chamber)	1 or 2	
61/	S	Screw (control to heater air vent door control)	1	
61/63	S	Washer-No. 8(use with control assy.)	1	372793-S(XX46A)
18549 PANEL ASSY. - HEATER CONTROL - Also refer to Groups 18A651 & 19980				
62/64	B	Less switch, knobs and screws	1	▲C2OZ 18549-A
60	S	Nut (control & mounting bracket to instrument panel)-1/4"-20	3	34055-S8 (M158)
60	S	Lockwasher-1/4"	3	34905-S7(X97)
18552 CONTROL ASSY. - HEATER AIR - Also Refer to Group 18518				
- A -				
60	A	29.75" long-use B8C 18518-A	1	★
61	A	29.75" long-use B8C 18518-A	1	★
62	A-except A/C	32.75" long-use B8C 18518-A	1	★
63/64	A	27.25" long-use B8C 18518-A	1	★
- B -				
62/	B	20.65" long-use B8C 18518-A	1	★

▲ When used on 1964 unit (1) C4OZ 18A651-A panel is required

FORD CAR PARTS

SECTION 184

881

YEAR	MODEL	DESCRIPTION	QTY.	PART NUMBER
18552 CONTROL ASSY. - HEATER AIR - continued				
- S -				
60	S-with integral A/C	36.30" long-L. H. control-when using for R. H. control cut to 30.25" long	2	B8S 18552-A
60	S	35.12" long-use B8C 18518-A	1	★
60	S	Use B8S 18552-A	1	★
61/62	S	Use B8C 18518-A	1	★
64/	S	17.76" long-use B8C 18518-A	1	★
- X -				
64/	X		1	C5ZZ 18552-A
60/	A, B, S	Screw (attaches clip to control panel, heater, blower or plenum chamber)-No. 10-12 x 1/2"	AR	42127-S8(U248C)
		Clip	AR	378897-S7(GG162A)
60/62	A, B	Nut (control to heater)-3/16" spring	1	372927-S2 (MM260)
61/	S		1	
60	S	Screw (control to control panel mounting brkt.)	1	★41036-S2
60	S	Screw(control to heater air valve)-No.10-16 x 3/8"	1	★42060-S8
60	S	Nut (control to control panel)-.18" spring	1	350841-S(MM263C)
18555 CLAMP - HEATER CONTROL CABLE RETAINING				
62	A		1	C2OZ 18B555-A
62/64	B		1	
18556 HOSE - DEFROSTER				
60/	A	2 1/2" I. D. x 36" long-cut to length required for R. H. or L. H. usage	2	B5A 18556-C
61/	S		2	
60/	X		2	
63	A	L. H. -2.55" I. D. x 27.25" long -cut from B5A 18556-C	1	★
60/63	X	L. H. -24.00" long-cut from B5A 18556-C	1	★
60/63	X	R. H. -20.50" long-cut from B5A 18556-C	1	★
18A556 HOSE ASSY. - HEATER and DEFROSTER CONTROL - VACUUM FEED				
61	S-with integral A/C	Improvise from C1SZ 17543-A hose	1	★
62/63	S-with integral A/C	Improvise from C1SZ 17543-A hose	1	★
18564 PLATE ASSY. - HEATER MOTOR MOUNTING				
64/	S		1	C5SZ 18564-A
18A566 COLLAR & CONNECTOR ASSY. - HEATER INLET				
62/	B		1	C2OZ 18A566-A
60/	X	Drill mounting holes if necessary	1	C0DF 18A566-B
		Clip (collar & connector to cowl top inner panel)	2	373920-S2(GG243)
		Nut(collar & connector to cowl top panel)-No.10-24	3	34053-S8(M156)
18A568 CONNECTOR - HEATER INLET				
60/	A, B, S, X	"L" type	1	C9AZ 18A568-B
60/	A, B, S, X	"T" type	1	C9AZ 18A568-C
18572 CLAMP				
60/	A, B, S, X	Heater water hose-also used with air conditioner	AR	BPA 18572-A
60/	A, S	Power brake booster to manifold hose	4	
60	S(63)	Sliding roof rear drain hose	2	
63/64	A, B, (8 cyl.)	Used with water warmed choke-also supplied with carburetor	1	C3AZ 18572-A
64	S		1	
63	X (8 cyl.)		1	
18578 SWITCH ASSY. - HEATER - Also Refer to Group 19986				
- A -				
60/62	A	Fresh air heater or Integral A/C	1	C1AZ 18578-A
60/62	A	Recirculating heater	1	C1AA 18578-A
63/64	A	Fresh air heater	1	C3AZ 18578-A
- B -				
62/64	B	Fresh air heater	1	C2OZ 18578-A

YEAR	MODEL	DESCRIPTION	QTY.	PART NUMBER
18578 SWITCH ASSY. - HEATER - continued				
- 5 -				
61/62	S	Fresh air heater or Integral A/C	1	C1SF 18578-B
63	S		1	C2SZ 18578-A
64/	S	Also used with integral A/C	1	C4SZ 18578-A
- X -				
60/62	X	Used with hang-on A/C push button type-temperature control	1	B9A 18578-C
60/63	X		1	C2DZ 18578-A
64/	X		1	C4DZ 18578-A
60/63	A	Screw (switch to heater)-No. 10-12 x 1/2"	1	42127-S8(U248C)
60	A	Clip	1	378897-S7(GG162A)
62/63	B	Screw (switch to control mounting bracket)-No. 10-32 x 1/2"	1	40919-S8(U259)
60	S	Screw (switch to control mounting bracket)-No. 8-32 x 1/2"	1	39040-S8(U136)
60	S	Lockwasher-No. 8	1	34902-S7(X95)
61/63	S	Screw (switch to control panel)-No. 10-24 x 3/8"	1	40905-S7(U258)
64	S-with integral A/C	Screw (switch to control mounting bracket)-No. 10-24 x 1/2"	1	40918-S8(U-260)
64	X		2	
18B578 KIT - HEATER DOOR & AIR DUCT HANDLE ASSEMBLY				
60/	X		1 or 3	C1KY 18B578-A
Consists of				
	1-C7ZA 18A561-A	Pawl	1-C7ZA 18A564-B	Retainer
	1-C7ZA 18A563-B	Handle	1-356363-S7	Washer (waved)
18580 CLAMP - HEATER CONTROL MOUNTING				
64/	X		2	C4DZ 18580-A
18583 GASKET - HEATER BLOWER MOTOR MOUNTING				
62/64	A	Used with fresh air heater	1	C1UF 18583-A
62/	B		1	
60/	X		1	FDA 18583-A
18A586 WIRING ASSY. - HEATER SWITCH TO BLOWER MOTOR - Improvise from B6A 14296-C Wire				
62	A	Clip (wiring to dash panel)	1	372867-S100(GG202)
18A587 CAP - HEATER TEMPERATURE REGULATOR CONTROL CONNECTOR BLOCK				
61/ 63	S		1	C0LF 18A587-A
18591 RESISTOR ASSY. - HEATER SWITCH TO BLOWER MOTOR				
60/61	A	Used with fresh air heater	1	C1SZ 18591-A
61/63	S		1	
62	A	Used with recirculating heater	1	C2AZ 18591-A
62/64	A	Used with fresh air heater	1	C2OA 18591-A
62/	B		1	
64/	S		1	
60/62	A	Screw (resistor to heater housing)-No. 10-12 x 5/8"	2	42134-S8(U249)
61/	S		2	
61/	S	Nut (resistor to heater housing)-No. 10 spring	2	*355842-S2
62/	A, B	Screw (resistor to housing)-No. 10-12 x 1/2"	2	42127-S8(U248C)
64	S		2	
18A594 CONNECTOR & PLATE ASSY. - HEATER AIR INLET DUCT				
60/64	A	Used with fresh air heater or integral A/C	1	C0AF 18A594-A
60	A-with heater	Screw (connector & plate to cowl top inner panel)-No. 10-12 x 3/4"	4	42141-S8 (U250)
60	A (8 cyl.)-with integral A/C	Screw (connector & plate to cowl top inner panel)-No. 10-12 x 5/8"	4	42134-S8(U249)
61/64	A-with heater	Screw (connector & plate to cowl top inner panel)-No. 12-11 x 1"	4	42153-S7(U253AA)
61/62	A (8 cyl.)-with integral A/C		4	
18B595 TUBE - HEATER CORE BY-PASS				
62	A (8 cyl. -352, 390)-with Integral A/C		1	C2AZ 18B595-A
18596 GASKET - HEATER CORE TUBE - Not supplied - Improvise				

FORD CAR PARTS

SECTION 184

883

YEAR	MODEL	DESCRIPTION	QTY.	PART NUMBER
18A596 GASKET - HEATER INLET				
64/	S		1	C5SZ 18A596-A
18A597 SEAL - HEATER CORE TUBES TO EVAPORATOR CASE				
60/62	A (8 cyl.) -with integral A/C	Not supplied-improvise	1	★
18598 BEZEL - CONTROL				
60/63	X		1	C0DF 18598-A
18599 ELBOW - Also refer to Group 9A455				
60/63	A (except 8 cyl. 260) "Before 4/1/63"	Hot water heater connection	1	B7A 18599-B
60/61	A (8 cyl.) -with integral A/C		1	
60/61	S	Fresh air heater or integral A/C connection	1	
63	B (8 cyl. 221, 260) "Before 4/1/63"		1	
63/	A, B, X (8 cyl. 221, 260, 289) "From 4/1/63"	Hot water heater connection	1	C3OZ 18599-A
61/	A, B, X (8 cyl. Special except 428 P/I)		1	C1AF 18599-A
60/62	A, B	Nipple (heater hose to water pump or hot water return)-straight 3/8"	1or2	8M 18599
60/	X		1or2	
63/	A(8 cyl. 352, 390), B(6 cyl.)		1or2	
60/	S		1or2	
64	A (6 cyl. 223)		1	
60	S	Heater hose to water pump-3/8" pipe thread	1or2	8A 18599
62/	B	Nipple-3/8" pipe	2	377665-S7(II-190F)
63/	A		2	
64	X		2	
60/61	A	Elbow (hose to water pump)-3/8"-18-45°	1	353476-S100(II-73)
60/61	A (8 cyl.) -with power steering	Connector (elbow to water pump)-use with integral A/C only	1	353680-S8(II-84)
63	B(8 cyl. Special)	Plug (heater water connector)-3/8"-18	1	87710-S(P16)
18B604 WIRE ASSY. - HEATER CONTROL - Not supplied - Improvise				
18A607 DEFLECTOR - HEATER HOUSING - AIR				
61/63	S		1	C1SZ 18A607-A
18A619-20 CONNECTOR - HEATER PLENUM CHAMBER TO DEFROSTER NOZZLE - Also refer to Group 18490-1 & 18A566				
- A -				
60	A	R. H. -8.00" long-cut from B5A 18556-C	1	★
		L. H. -18.75" long-cut from B5A 18556-C	1	★
61	A	R. H. -11.00" long-cut from B5A 18556-C hose	1	★
62	A	Used with recirculating heater	1	
62	A	R. H. -13.00" long-used with fresh air heater-cut from B5A 18556-C hose	1	★
63	A	R. H. -17.87" long-cut from B5A 18556-C	1	★
61/62	A	L. H. -22.50" long-cut from B5A 18556-C	1	★
64	A	R. H. -16.00" long-cut from B5A 18556-C	1	★
		L. H. -27.00" long-cut from B5A 18556-C	1	★
- B -				
64/	B	R. H. -Refer to Group 18490-1		
64/	B	L. H. -28.00" long-cut from B5A 18556-C	1	★
- S -				
61/63	S	R. H. -11.75" long-cut from B5A 18556-C	1	★
		L. H. -17.50" long-cut from B5A 18556-C	1	★
64/	S-with integral A/C	R. H. -12.50" long-cut from B5A 18556-C	1	★
		L. H. -16.00" long-cut from B5A 18556-C	1	★
64/		R. H. -18.00" long-cut from B5A 18556-C	1	★
		L. H. -22.00" long-cut from B5A 18556-C	1	★
- X -				
64/	X	R. H. -20.00" long-cut from B5A 18556-C	1	★
		L. H. -24.00" long-cut from B5A 18556-C	1	★
		Screw (connector to defroster nozzle or adapter)-No. 10-12 x 1/2"	2or4	42014-S8(U240)
		Lockwasher-No. 10	2or4	34903-S8(X96)
18621 BRACKET KIT - SAFETY SEAT BELT - Refer to Body Groups 61156 and 61200				

YEAR	MODEL	DESCRIPTION	QTY.	PART NUMBER
18A635 BRACKET - HEATER WATER CONTROL VALVE MOUNTING				
64/	S-with Integral A/C		1	C4SZ 18A635-A
18A646 DOOR & HINGE ASSY. - HEATER AIR VENTILATION				
60/	X		1	CODF 18A646-D
18A651 PANEL & RETAINER ASSY. - HEATER CONTROL - Also refer to Groups 18549 & 19980				
63	A	Used with fresh air heater	1	C3AZ 18A651-B
64	A		1	C4AZ 18A651-A
64	B		1	C4OZ 18A651-A
62/63	S		1	C2SZ 18A651-A
64/	S(except Integral A/C)		1	C4SZ 18A651-A
64/	S-with Integral A/C		1	C4SZ 18A651-B
64/	X		1	C4DZ 18A651-A
18663 TUBE - HEATER WATER OUTLET				
63/	B, X (6 cyl.)	Used with hang-on A/C	1	C3DZ 18663-A
62/63	S-with Integral A/C		1	C2SZ 18663-A
64/	S-with Integral A/C		1	C4SZ 18663-A
62/	B, X (6 cyl.)-with A/C	Elbow (tube to engine)-90°-5/8" tube	1	376464-S(II-156A)
62/	B, X (6 cyl.)-with A/C	Fitting-5/8" x 7/8"-18 inverted flared tubing	1	*87948-S
18666 HOSE - HEATER TEMPERATURE CONTROL VACUUM - INLET OR PARKING BRAKE VACUUM SUPPLY - Cut from 17543 bulk hose				
60/62	A, S	Tee connector (hose to windshield wiper hose)	1	353376-A3-S
64/	S	Tee connector (attach to hand brake)	1	(II-103)
60/62	A, S-with Integral A/C	Tee connector (hose to windshield wiper hose)	1	372371-S(II-104)
61/63	S	Tee connector (hose to intake manifold)	1	374759-S(II-98)
18668 HOSE - HEATER TEMPERATURE CONTROL VACUUM OUTLET - Improve from 17543 hose				
18A668 BEZEL - HEATER OR AIR CONDITIONER CONTROL				
64/	S		2	C4SZ 18A668-A
18800 POWER SUPPLY - CITIZENS BAND TRANSCEIVER				
60/	All	110 volt-use with C9AZ 18805-B-6 channel transceiver for base station operation	1	C9AZ 18800-A
60/	All	110 volt-less tone alert-use with C9AZ 18805-C-12 channel transceiver for base station operation	1	C9AZ 18800-B
60/	All	110 volt-with tone alert-use with C9AZ 18805-C-12 channel transceiver for base station operation	1	C9AZ 18800-C
60/	All-universal application	Rechargeable battery-use with C9AZ 18805-C-12 channel transceiver for 5 watt walkie talkie operations	1	C9AZ 18800-D
18801 TONE ALERT - CITIZENS BAND TRANSCEIVER				
60/	All	Used with C9AZ 18805-C-12 channel transceiver	1	C9AZ 18801-A
18805 CITIZENS BAND TRANSCEIVER				
60/	All	6 channel-mobile or base operation-with 12 volt system	1	C9AZ 18805-B
60/	All	12 channel-mobile or base operation - with 12 volt system	1	C9AZ 18805-C
18805 RADIO KIT				
64	S	AM-FM - less antenna	1	C4SZ 18805-A
18808 SPEAKER ASSY. - RADIO RECEIVER - If Replacement Speaker not listed use Universal Type Speaker				
60/	A, B, X	6" x 9" - Universal	1	C5AZ 18808-C
60/	A, B, S, X	5" x 7" - Universal	1	C5AZ 18808-B
- A -				
60/63	A (except 76)	Rear seat	1	C3MY 18808-B
- B -				
62/63	B	Rear seat	1	C3MY 18808-B

FORD CAR PARTS

SECTION 184

885

YEAR	MODEL	DESCRIPTION	QTY.	PART NUMBER
18808 SPEAKER ASSY. - RADIO RECEIVER - continued - If Replacement Speaker is not listed use Universal Type Speaker				
- S -				
64	S	Rear seat	1	C3MY 18808-B
64/	S	Front	1	C5SZ 18808-B
- X -				
60/63	X	Rear seat	1	C3MY 18808-B
18810 CHASSIS ASSY. - RADIO RECEIVER - Also refer to Group 18805				
64	A	AM	1	C4AZ 18810-A
18813 ANTENNA KIT - RADIO				
60/	All	Base station antenna (Citizens Band)	1	C9AZ 18813-B
60/	All	Roof rail mounted antenna (Citizens Band)	1	C9AZ 18813-C
60/	All	Magnetic deck mount antenna (Citizens Band)	1	C9AZ 18813-D
- A -				
60	A	Standard	1	C0AF 18813-E
61/64	A	Standard-fender mount	1	C3AZ 18813-C
- B -				
62	B		1	C3YY 18813-A
63/64	B		1	C3OZ 18813-A
- S -				
60	S	Standard-fender mount	1	B8S 18813-C
61/63	S	Standard-fender mount	1	C1SZ 18813-B
64	S		1	C4SZ 18813-A
64/	S	Manual (round wand)	1	C4SZ 18813-B
- X -				
60/63	X		1	C3DZ 18813-A
64/	X	Standard fender mount	1	C4DZ 18813-A
18817 KNOB ASSY. - RADIO RECEIVER				
- A -				
63	A		2	C3AZ 18817-A
64	A		2	C4AZ 18817-A
- B -				
63/64	B		2	C3OZ 18817-A
- S -				
61/63	S		2	C1SZ 18817-A
64/	S		2	C4SZ 18817-A
- X -				
62/63	X		2	C2DZ 18817-A
64	X		2	C4DZ 18817-A
18821 SCREEN ASSY. - REAR SEAT SPEAKER				
60/	A, B, X	Used with package tray speaker	1	C0GY 18821-A
18827 CONDENSER KIT - RADIO				
63/	A	Used with transistorized ignition	1	C3TZ 18827-A
64/	S		1	
64/	B		1	
64/	A, B, S, X(6 cyl.)	Used with wire core ignition wiring	1	C4AZ 18827-B
64/	A, B, S, X(8 cyl.)	Used with wire core ignition wiring	1	C4AZ 18827-A
18830 DISC - RADIO RECEIVER TONE CONTROL				
60/62	A		2	C0AF 18830-B
60/63	X		2	
63/64	A		2	C3AZ 18830-A
62/63	B		2	C2YY 18830-A
64	B		2	C4OZ 18830-A
64/	S		2	C4SZ 18830-A
64	X		2	C4GY 18830-A
18842 BEZEL - RADIO CONTROL				
64/	S	Used with AM or AM/FM radio	1	C5SZ 18842-A

YEAR	MODEL	DESCRIPTION	QTY.	PART NUMBER
18A886 MAST ASSY. - RADIO ANTENNA REPLACEMENT				
60/	A, X		1	C0AZ 18A886-B
60/61	S		1	
62/64	S		1	C2SZ 18A886-A
18A900 SWITCH & WIRING - RADIO RECEIVER TO REAR SEAT SPEAKER - Refer to Basic 18972 for switch only				
- A -				
60/62	A (except 76A)	Not used with reverberation type speaker system	1	C2AZ 18A900-A
63/64	A	Not supplied-Improvise-not used with reverberation type speaker system	1	★
- B -				
62	B	Not used with reverberation type speaker system	1	C2OZ 18A900-A
63/64	B	Not supplied-improvise-not used on reverberation type speaker system	1	★
- X -				
60/62	X(exc. 66, 78)	Not used with reverberation type speaker system	1	C2AZ 18A900-A
63/64	X	Not supplied-improvise-not used on reverberation type speaker system	1	★
63	B	Clip (wiring to cowl side panel)	1	356687-S32(GG28)
		Nut (wiring to instrument panel)-No. 10-32	1	34079-S7(M163)
		Lockwasher-No. 10	1	34803-S7(X60)
18912 GROMMET - ANTENNA LEAD-IN SEAL				
60/	X	Also used with windshield washer kit	1or2	B5A 18912-A
61/	A		1	
18919 STANCHION ASSY. - RADIO ANTENNA				
61	A	Used with standard antenna	1	C1AF 18919-A
60	S	Plastic	1	C1TZ 18919-A
60/63	X		1	C0DF 18919-B
18A952 RESISTOR - RADIO SUPPRESSION CHOKE				
63/	A		1	C3MY 18A952-A
64/	S		1	
61/63	S	Located behind instrument panel attached to Basic 10804	1	C1VV 18A952-A
18958 KNOB - REAR SEAT SPEAKER FADER CONTROL - Also Refer to Group 17513				
60/	A, B, S, X		1	PB9E 18958-A
18972 CONTROL ASSY. - REAR SEAT SPEAKER VOLUME or FADER CONTROL				
60/	A, B, X(except 66, 76, 78)	Not used with reverberation type rear seat speaker	1	C0AZ 18972-A
63/	S		1	
18974 FITTING KIT - QUARTER PANEL WHEEL OPENING				
60/	A	Also supplied in body group basic 27964,	1	B7A 18974-A
60/	S	27974-5 kits(consists of (4) No. 10-32 nut &	1	
62/	B	(4) No. 10-32 pin)	1	
18978 GRILLE ASSY. - SPEAKER				
60/	A, B, X	Used with rear seat speaker	1	C8ZZ 18978-A
18981 WIRING and SOCKET ASSY. - ASH RECEPTACLE LAMP - Also refer to Groups 13A726, 15026				
63/	A		1	FEK 18981-A
64/	B, X		1	
19000 - Refer to Paint Section				
19344 HOSE - HEATER DUCT TO AIR VALVE - AIR CONDITIONER				
60	S	18.50" long	1	B5A 19344-A
19460 SEAL - HEATER WATER CONTROL VALVE				
60	S	Used with fresh air heater	2	B7A 19460-A
61/62	S	"Before 12/15/61"	1	
62/	S	"From 12/15/61"	1	★C2SZ 19460-A
		Used with heater or integral A/C - dealer improvise (7-68)		
19466 CONNECTOR - HEATER PLENUM CHAMBER TO DEFROSTER NOZZLE				
60	S	Use with fresh air heater	2	B8S 19466-B

FORD CAR PARTS

SECTION 190

887

YEAR	MODEL	DESCRIPTION	QTY.	PART NUMBER
19E500 REFLECTOR FLARE KIT				
60/	A, B, S, X	With tripods and flags-I. C. C. regulation equipment-approved to withstand 40 M. P.H. winds	AR	C5AZ 19E500-A
60/	A, B, S, X		AR	C5AZ 19E500-D
19A501 - Refer to Paint Section				
19F501 - Refer to Paint Section				
19503 THRU 19A503 - Refer to Paint Section				
19D503 PLATE - COMPASS MOUNTING				
60/	A, B, S, X	Windshield mounted	1	C4AZ 19D503-B
19D504 LITTER BASKET KIT				
60/	B, S, X	Black-hang on track type	1	C7AZ 19D504-A
61/	A, B, S, X	Charcoal Black-weighted flap type	AR	⊕C1AZ 19D504-A
		Blue-weighted flap type	AR	⊕C1AZ 19D504-B
		Beige-weighted flap type	AR	⊕C1AZ 19D504-C
		Red-weighted flap type	AR	⊕C1AZ 19D504-D
		Silver gray-weighted flap type	AR	C1AZ 19D504-G
		Medium Green -weighted flap type	AR	C1AZ 19D504-H
19C505 CHEMICAL - FIRE EXTINGUISHER RECHARGE				
60/	All	5 lb. dry-use with C9AZ 19B540-A kit	1	C9AZ 19C505-A
60/	All	2 3/4 lb. dry-use with C9AZ 19B540-B kit	1	C9AZ 19C505-B
19B507 COVER KIT - LUGGAGE CARRIER				
60/	A(71), B(71), X(71)	Used with roof mount luggage carrier -Consists of zipper cover with straps, hardboard floor and wire frame	1	C5AZ 19B507-A
19C507 THRU 19515 - Refer to Paint Section				
19F515 KIT - HIGHWAY SAFETY				
60/	A, B, S, X		1	C7AZ 19F515-A
19517 THRU 19520 - Refer to Paint Section				
19521 THRU 19B521 - Refer to Paint Section				
19E521 KIT - VACUUM CLEANER				
60/	A, B, S, X-with 12 volt system		1	C5AZ 19E521-A
19522 - Refer to Paint Section				
19A522 CONTROL ASSY. - AIR CONDITIONER AND HEATER AIR				
60/62	A-with integral A/C	20. 13"/20. 37" long-use B8C 18518-A	1	★
60/62	A-with integral A/C	Screw (att. clip 378897-S7 & control wire to control panel)-No. 10-12 x 1/2"	1	42127-S8(U248C)
		Clip	1	378897-S7(GG162A)
60	S	Use B8S 18552-A	1	★
60	S	Screw (att. clip 378897-S8 & control to evaporator)-No. 10-16 x 3/8"	1	★42060-S8
60	S	Grommet (control thru dash panel)	1	353789-S(KK6)
64/	S-with integral A/C	Vacuum control	1	C5SZ 19A522-A
19523 - Refer to Paint Section				
19523 THRU 19534 - Refer to Paint Section				

⊕ Package of 6 baskets

YEAR	MODEL	DESCRIPTION	QTY.	PART NUMBER
19B532 FOG LAMP OR ROAD LAMP - KIT				
60/	A, B, S	Road lamp-clear lens-for mounting bracket refer to Group 19F526	1	C5AZ 19B532-A
Consists of				
	2-C5RA 15550-A	Lamp assy. (utility)	2-C5RA 15370-A	Washer (fog lamp brkt.) 1-* Grommet
	1-C5RA 15A211-A	Wire assy. (fog lamp)	1-C5RA 11654-A	Switch assy. 2-* 7/16"-20 Hex. nut
	1-C5RA 15A211-B	Wire assy. (fog lamp)	1-FDT 14487-A	Connector assy. - 2-* 7/16" Lock washer
	1-C5RA 15A211-C	Wire assy. (fog lamp)		wire (single) 2-* 7/16" Flat washer
	1-C5RA 15A211-D	Wire assy. (fog lamp)	1-FDT 14487-B	Connector assy. - 1- Installation Sketch
				wire (double)
60/	A, B, S	Fog lamp-amber lens-for mounting bracket refer to Group 19F526	1	C5AZ 19B532-B
Consists of				
	2-C5RA 15550-B	Lamp assy. (utility)	2-C5RA 15370-A	Washer (fog lamp frt.) 1-* Grommet
	1-C5RA 15A211-A	Wire assy. (fog lamp)	1-C5RA 11654-A	Switch assy. 2-* 7/16"-20 Hex. nut
	1-C5RA 15A211-B	Wire assy. (fog lamp)	1-FDT 14487-A	Connector assy. - 2-* 7/16" Lock washer
	1-C5RA 15A211-C	Wire assy. (fog lamp)		wire (single) 2-* 7/16" flat washer
	1-C5RA 15A211-D	Wire assy. (fog lamp)	1-FDT 14487-B	Connector assy. - 1- Installation Sketch
				wire (double)
19A536 - Refer to Paint Section				
19D536 CLOTHES ROD - ADJUSTABLE				
60/	A, B, S, X		1	C4AZ 19D536-A
19A537 - Refer to Paint Section				
19A538 THRU 19A540 - Refer to Paint Section				
19B540 KIT - FIRE EXTINGUISHER				
60/	A, B, S, X	14 ox. dry chemical	AR	C7AZ 19B540-A
60/	A, B, S, X	2 3/4 lb. dry chemical	1	C3RZ 19B540-A
Consists of				
	1-C2RA 19C504-A	Extinguisher	1-C2RA 19C545-A	Bracket 4-32938-S2 Screw
	1-C2RA 19C506-A	Plate (instruction)	1-Instruction Sheet-No. 884	
60/	All	5 lb. dry chemical (Red)	1	C9AZ 19B540-A
60/	All	2 3/4 lb. dry chemical (Red)	1	C9AZ 19B540-B
19A541 THRU 19B542 - Refer to Paint Section				
19C544 THRU 19C547 - Refer to Paint Section				
19C548 THRU 19549 - Refer to Paint Section				
19A549 KIT - TISSUE DISPENSER				
60/	A, B, S, X	For regular size tissue	1	C3RZ 19A549-A
60/	A, B, S, X	Junior size	1	C6AZ 19A549-A
19550 - Refer to Paint Section				
19A551 MEDALLION ASSY. - REGISTER - AIR CONDITIONER				
64/	A, B, X	Used with Economy or Deluxe hang-on A/C	1	C7AZ 19A551-A
		Nut (medallion to register)-No. 6-32 stamped	1	*45249-S8
19552 - Refer to Paint Section				
19553 THRU 19554 - Refer to Paint Section				
19B556 GASKET ASSY. - BLOWER MOTOR MOUNTING - AIR CONDITIONER				
60/ 62	A (8 cyl.)-with integral A/C		1	C0AF 19B556-A
61/	S		1	
19558 THRU 19560 - Refer to Paint Section				

* Vendor supplied items

FORD CAR PARTS

889

SECTION 190

YEAR	MODEL	DESCRIPTION	QTY.	PART NUMBER
19562 - Refer to Paint Section				
19B562 SCREEN - EVAPORATOR WATER IMPINGEMENT				
60/62	A-with hang-on A/C	8.0" x 8.0" square-23 gauge aluminum wire mesh-improvise locally	1	★
62	B-with hang-on A/C		1	
61/63	S	8.0" x 8.0" square-23 gauge aluminum wire mesh-improvise locally	1	★
19A563 VALVE ASSY. - VACUUM CHECK - AIR CONDITIONER				
60/62	A (8 cyl.)	Used with integral A/C	1	C6OZ 19A563-A
61/	S-also used with heater		1or2	
19B570 WIRE ASSY. - TEMPERATURE CONTROL SWITCH SUPPLY LEAD - AIR CONDITIONER				
60/62	A-with hang-on A/C	19.0" long - cut from B6A 14296-C wire	1	★
62	B-with hang-on A/C		1	
19B571 WIRE ASSY. - TEMPERATURE SWITCH TO THERMOSTAT - AIR CONDITIONER				
60/62	A-with hang-on A/C	8.0" long-cut from B6A 14296-C wire	2	★
62	B-with hang-on A/C		2	
19B572 WIRE ASSY. - TEMPERATURE SWITCH TO BLOWER SWITCH - AIR CONDITIONER				
60/62	A-with hang-on A/C	9.50" long-cut from B6A 14296-C wire	1	★
62	B-with hang-on A/C		1	
19B573 WIRE ASSY. - CLUTCH COIL LEAD - AIR CONDITIONER				
60/62	A-with hang-on A/C	19.0" long-cut from B6A 14296-C wire	1	★
62	B-with hang-on A/C		1	
19C573 VALVE ASSY. - DEHYDRATOR and RECEIVER TANK - AIR CONDITIONER				
62/	S-with integral A/C		1	C6SZ 19C573-A
19577 THRU 19581 - Refer to Paint Section				
19582 - Refer to Paint Section				
19B582 SEAL - EVAPORATOR CASE TO BLOWER HOUSING - AIR CONDITIONER				
60/62	A-with hang-on A/C	Improvise from 5/16" rubber gasket material	2	★
62	B-with hang-on A/C		2	
19583 THRU 19584 - Refer to Paint Section				
19B584 SEAL - EVAPORATOR CASE TOP PANEL TO BLOWER HOUSING - AIR CONDITIONER				
60/62	A-with hang-on A/C	Improvise from 1/4" rubber gasket material	1	★
62	B-with hang-on A/C		1	
19587 - Refer to Paint Section				
19B588 SEAL - TUBES TO DASH PANEL - AIR CONDITIONER				
60/64	A		1	COAF 19B588-A
61/64	S		1	
62/64	B		1	
19589 - Refer to Paint Section				
19590 - Refer to Paint Section				
19B598 COUPLING ASSY. - SELF SEALING - AIR CONDITIONER				
60/	A	External-male-Includes check valve	1	C1SZ 19B598-A
61/	S		1	
62/	B		1	

YEAR	MODEL	DESCRIPTION	QTY.	PART NUMBER
19B596 COUPLING ASSY. - SELF SEALING - AIR CONDITIONER				
60	A-with integral or hang-on A/C	Internal-female-includes check valve	1	C1SZ 19B596-A
61/	A, S		1	
62/	B		1	
19B597 SEAL ASSY. - TUBES TO DASH PANEL				
60	A (8 cyl.)-with integral A/C	Upper-improvise from 3/8" rubber gasket material	1	★
19A598 PLATE ASSY. - BLOWER MOTOR MOUNTING - AIR CONDITIONER				
61/	S		1	C5SZ 19A598-A
19618 THERMOSTAT ASSY. - EVAPORATOR TEMPERATURE CONTROL - AIR CONDITIONER - Also refer to Group 19A945				
60/62	A-with hang-on A/C		1	C0AF 19618-E
62	B-with hang-on A/C		1	
60/62	A (8 cyl.)-with integral A/C		1	C0AF 19618-F
62	A, B, X-with hang-on special A/C		1	C2AZ 19618-A
63/64	A-with deluxe hang-on A/C		1	C3AZ 19618-A
63/	B-with deluxe hang-on A/C		1	
63	A, X-with hang-on A/C		1	C3AZ 19618-B
63/64	B-with hang-on A/C		1	
64/	A, X-with integral or deluxe hang-on A/C		1	C4AZ 19618-A
61/63	S		1	C1SS 19618-A
60	X-with hang-on A/C	Push button type	1	B9AF 19618-A
60/62	A-with hang-on A/C	Screw (holds capillary tubes of thermostat in position)-No. 10-16 x 3/8"	1	42120-S8(U248)
62,	B		1	
60/62	A, B-with hang-on A/C	Clip	1	★373096-S8
60/62	A (8 cyl.)-with integral A/C	Screw (thermostat to mounting bracket)-No. 10-16 x 3/8"	2	52541-S8(U232)
60/62	A-with hang-on A/C	Screw (thermostat to control name plate)-No. 8-32 x 1"	2	★40969-S8
62/	B		2	
60	S	Screw (thermostat to evaporator case)-No. 6-20 x 1/4"	2	52533-S (U226)
60	S	Screw (thermostat to evaporator case)-No. 8-18 x 3/8"	2	52720-S8(U380)
60	S	Clip (capillary tube of thermostat to evaporator case)	2	370690-S8 (GG154C)
61/63	S	Nut (thermostat to case)-No. 10-32	2	34079-S7(M163)
61/63	S	Lockwasher-No. 10	2	34903-S8(X96)
61/63	S	Screw (sensing tube & clip 370690-S of thermostat to case)-No. 10-12 x 1/2"	1	42127-S7-8 (U248C)
61/63	S	Clip	1	370690-S8 (GG154C)
19627 THRU 19628 - Refer to Paint Section				
19A629 PANEL ASSY. - EVAPORATOR CASE - AIR CONDITIONER				
60	S	Front	1	B9SF 19A629-A
60/62	X-with hang-on A/C	Front-push button type	1	★B9AF 19A629-A
19B635 RETAINER - EVAPORATOR REGISTER - AIR CONDITIONER				
62	A, B, X-with hang-on special A/C	Round ring	4	C2MY 19B635-A
63	A, B-with deluxe hang-on A/C		4	C3MY 19B635-A
19A636 BAFFLE - EVAPORATOR DRAIN PAN - AIR CONDITIONER				
60/62	A-with hang-on A/C	10.0" long-improvise from 3/8" rubber gasket material	1	★
62	B-with hang-on A/C		1	
60/62	A-with hang-on A/C	12.0" long-improvise from 3/8" rubber gasket material	1	★
62	B-with hang-on A/C		1	
19B649 HOSE - VACUUM SUPPLY INLET - AIR CONDITIONER				
60/62	A (8 cyl.)-with integral A/C	8.75" long-cut from C8AZ 17543-B hose	1	★
19655 SEAL ASSY. - COMPRESSOR CRANKSHAFT AIR CONDITIONER - Also refer to Group 19670				
60/	A, B, S, X	Used with Tecumseh Compressor-with rear oil fill plugs	1	C1AZ 19655-A
63/	A, B, S, X	Used with York compressor	1	C4AZ 19655-A

YEAR	MODEL	DESCRIPTION	QTY.	PART NUMBER
19656 VALVE PLATE ASSY. - COMPRESSOR - AIR CONDITIONER				
60/62	A, S, X	Used with Tecumseh aluminum cast compressor	1	C0AE 19656-B
60/	A, B, S, X	Used with York Compressor	1	C2SZ 19656-A
63/	A, B, S, X	Used with Tecumseh cast iron compressor	1	C3GY 19656-A
19664 GASKET - COMPRESSOR DISCHARGE AND SUCTION FITTING - AIR CONDITIONER				
60/62	A, B, S, X		2	B8A 19664-A
19B666 INSULATOR - EVAPORATOR CASE COVER - AIR CONDITIONER				
60/62	A-with hang-on A/C	Improvise from 1/4" gasket material	1	*
62	B-with hang-on A/C		1	
19670 SEAL - AIR CONDITIONER - COMPRESSOR SHAFT REPLACEMENT - Also refer to Group 19655				
60	A, S	Use with Lehigh or York compressor	1	B8S 19670-A
19A671 REGISTER - EVAPORATOR OUTER - AIR CONDITIONER				
62	A, B, X-with hang-on special A/C	Front	4	C2MY 19A671-A
63/64	A, B-with deluxe hang-on A/C	Front	2	C3MY 19A671-A
63/64	A, B-with deluxe hang-on A/C	Lower	2	C3MY 19A671-B
63/	A, B, X-with hang-on A/C	Front	4	C3AZ 19A671-A
63/	A, B, X-with hang-on A/C	Side	2	C3MY 19A671-C
19B673 SIGHT GLASS INDICATOR ASSY. - EVAPORATOR LIQUID - AIR CONDITIONER - Also refer to Group 19C705-8				
60/64	A, S	Includes Instruction sheet-No. 1090	1	C0MY 19B673-A
62/64	B		1	
61/64	A, S, B	Washer (used to seal sight glass at both ends)- 1/2" flat	2	*374450-S
61/64	S	Connector (sight glass to condenser core)- 7/8"-24 x 3/8" tube	1	*374452-S7
19B680 DUCT ASSY. - EVAPORATOR TO INSTRUMENT PANEL REGISTER - AIR CONDITIONER				
- A -				
60	A (8 cyl.)-with integral A/C		1	C0AF 19B680-B
61/62	A (8 cyl.)-with integral A/C		1	C1AF 19B680-A
60	A(8 cyl.)-with integral A/C	Screw (duct to evaporator case)-No. 10-24 x 5/8"	2	*39891-S8
- S -				
64/	S		1	C4SZ 19B680-A
60	S	Screw (duct to dash panel)-No. 14 x 5/8"	4	42014-S8(U240)
19A682 REGISTER - EVAPORATOR SIDE - AIR CONDITIONER				
60/62	X-with hang-on A/C	Push button type	2	B9AF 19A682-A
62	B-with hang-on A/C		2	
		Nut (register to retainer)-3/16" spring	2	45048-S8(M118)
19A683 RETAINER - EVAPORATOR SIDE REGISTER - AIR CONDITIONER				
63/	A, B, X-with hang-on A/C	Spring clip	2 or 8	C3AZ 19A683-A
19B684 KIT - COMPRESSOR GASKET				
60/62	A, S, X	Used with Tecumseh Aluminum Cast compressor	1	C0AZ 19B684-B
Consists of				
(1)-C0AE 2992-A	Gasket (valve plate)	(1)-C0AE 19658-B	Gasket (cylinder head)	
(1)-C0AE 2993-A	Gasket (housing valve plate)	(2)-B8A 19664-A	Gasket (discharge & suction fitting)	
(1)-C0AE 2996-A	Gasket (base plate)	(1)-373764-S	Screw & washer assy.	
		(1)-373825-S	Seal (crankshaft)-2.0" "O" ring	

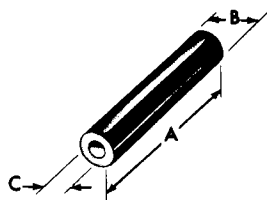
YEAR	MODEL	DESCRIPTION	QTY.	PART NUMBER
19B684 KIT - COMPRESSOR GASKET - continued				
63/	A, B, S, X	Used with Tecumseh Cast Iron compressor	1	C3GY 19B684-A
Consists of				
†	2-C3AA 2944-A	Gasket (oil filler)	†	1-C3VA 2996-A Gasket (base plate)
†	1-C3VA 2945-A	Gasket (cylinder head)	#	2-B8A 19664-A Gasket (discharge & suction fitting)
†	1-C3VA 2992-A	Gasket (valve plate)	▲	2-C2SZ 19B994-A Gasket (discharge & suction fitting)
†	1-C3VA 2993-A	Gasket (housing upper plate)	†	1-373825-S Seal (crankshaft)-2"-O" Ring
# Used with bolt down type valve				
▲ Used with Roto-Lok type valve				
† Details of kit not serviced loose				
60/				
A, B, S, X	Used with York compressor		1	C8AZ 19B684-A
Consists of				
†	(2)-028 07140	"o" ring, oil fill	†	(1)-028 07145 "o" ring, bearing housing
†	(1)-028 07142	gasket, base plate	†	(1)-028 07146 gasket, service valve
†	(1)-028 07143	gasket, cylinder	†	(1)-028 07363 gasket, base plate
†	(1)-028 07144	gasket, head	†	(1)-028 08155 gasket, head
† York part numbers - details not serviced loose				
19697 HOUSING - COMPRESSION CRANKSHAFT FRONT BEARING - AIR CONDITIONER				
60/	A, S		1	B8A 19697-A
19700 KIT - AIR CONDITIONER				
64	A(8 cyl. 289)	Deluxe hang-on A/C	1	** C4AZ 19700-F
19C700 TUBE ASSY. - CONDENSER INLET - AIR CONDITIONER - Not supplied - Improve from B7Q 2269-A Tubing				
▲ 19703 COMPRESSOR ASSY. - AIR CONDITIONER -For compressor head only refer to basic Group 2995				
60/61	A(8 cyl.), S		1	C2AZ 19703-A
62	A(8 cyl.)		1	
60/62	A(6 cyl.), X		1	C2AZ 19703-B
62	B		1	
63/	A, B, S, X		1	C3AZ 19703-E
60	A(8 cyl.), S	Bolt(rear cover to compressor)-1/4"-20x9/16"	8	*351744-S
60	A(8 cyl.)	Steel ball 3/16"-used as oil check valve ball	1	371350-S(AA4)
61/62	X	Bolt (compressor adjusting)-3/8"-24 x 2	1	20523-S8(B177)
62/	B	Bolt (compressor to mounting bracket)-	2	20468-S8(B85)
63	X	3/8"-16 x 1 1/2"	2	
63	B(6 cyl.)	Bolt (compressor to mounting bracket)-	2	359266-S8(BB157)
63	X(6 cyl.)	3/8"-16 x 1 1/4"	6	
		Lockwasher-3/8"	2	34807-S8(X66)
63	B(8 cyl.)	Bolt (compressor to mounting bracket)-	4	354135-S7(BB155A)
		3/8"-16 x 1"		
63	B(8 cyl.)	Washer-3/8" flat	4	44729-S8(X25)
64	X(6 cyl.)		3	
64	X(6 cyl.)	Bolt (compressor to mounting bracket)-	3	20388-S8(B80)
		3/8"-16 x 1"		
19B704 REGISTER ASSY. - CONSOLE PANEL - AIR CONDITIONER				
61/63	S		1	C3SZ 19B704-A
64/	S		1	C4SZ 19B704-A
61/63	S	Screw (register to console panel)-No. 6-20 x 7/8"	3	*52866-S13
61/63	S	Washer-flat	3	*B 10544
61	S	Lockwasher-No. 6	3	34937-S7(X84)

▲ For identification of York and Tecumseh 19703 compressors refer to Illustration Section 190, Page 570.

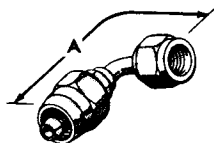
* To complete installation with Power Steering Basic 3A635 Adapter Kit is required.

YEAR	MODEL	DESCRIPTION	QTY.	PART NUMBER
19C705-8 REFRIGERANT LINE REPLACEMENT and REPAIR PARTS				
Air conditioning hose assemblies are serviced in one of the following ways:				
1. <u>Hose assembly</u> - Certain production hose assemblies are available for 1960/64. Example - For 1963 Ford (8 cyl.) with hang-on A/C the hose assembly from Compressor to Condenser (19972) serviced as C3AZ 19972-A as listed below.				
2. <u>Fabricate hose assembly</u> from details listed on pages 894 through 896 according to visual identification of parts required. Example - Use bulk hose and/or bulk tubing and cut to fit. Add necessary fittings as illustrated on pages 894 and 895 and listed on Page 896.				
In addition, the following repair procedures are recommended.				
a. WHERE A DOUBLE-BRAID RUBBER AIR CONDITIONER HOSE HAS DEVELOPED A LEAK OR BREAK, and THE SITUATION IS SUCH THAT A SPLICER CAN BE USED A section of approximately 3/4" is removed from the hose. The proper diameter splicer is then installed.				
b. WHERE MORE HOSE MUST BE REMOVED THAN CAN BE REPLACED BY ONE SPLICER (such as a long diagonal cut)				
c. WHERE COMPLETE HOSE REPLACEMENT IS REQUIRED (Using the original hose as a pattern the required length is cut from replacement hose and fittings of the required diameter installed.)				
d. WHERE TUBING IS REQUIRED ON ONE OR BOTH ENDS Using the original tubing as a pattern, a new section of tubing is cut to the required length, ends are flared and the proper fittings are installed.				
19835 TUBE ASSY. - DEHYDRATOR TO CHECK VALVE				
60/64	A, B, S, X (8 cyl.)	Refer to pages 894 through 896 for details		
60/63	X (6 cyl.)	Receiver tank on fender apron	1	C0DF 19835-A
64	X (6 cyl.)	Refer to pages 894 through 896 for details		
19837 TUBE ASSY. - EVAPORATOR TO CHECK VALVE				
60/64	A, B, S, X	Refer to pages 894 through 896 for details		
19867 TUBE ASSY. - EVAPORATOR TO COMPRESSOR SHUT OFF VALVE				
60/62	A-with integral or hang-on A/C		1	*C0AF 19867-B
63/64	A	Refer to pages 894 through 896 for details		
60/64	B, S, X	Refer to pages 894 through 896 for details		
19972 HOSE ASSY. - COMPRESSOR TO CONDENSER INLET VALVE				
60/62	A, B	Refer to pages 894 through 896 for details		
63	A, B (8 cyl.)-with hang-on A/C		1	♣C3AZ 19972-A
63	A (6 cyl.)-with hang-on A/C		1	C3AZ 19972-B
63	B (6 cyl.)-with hang-on A/C		1	♣C3OZ 19972-B
63/64	A, B-with integral A/C	Refer to pages 894 through 896 for details		
64	B(6 cyl.)-with hang-on A/C	30, 00" long	1	C4OZ 19972-A
64	B(8 cyl.)-with hang-on A/C	12, 50" long	1	C4OZ 19972-B
60	S	Refer to pages 894 through 896 for details		
61/64	S	Hose & tube assembly	1	C1SF 19972-A
60/64	X	Refer to pages 894 through 896 for details		


♣ For units with top mounted dehydrator and receiver tank on condenser



TYPE-1



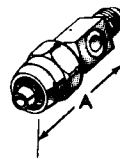
TYPE-2



TYPE-3



TYPE-4



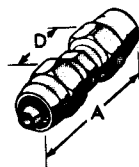
TYPE-5



TYPE-6

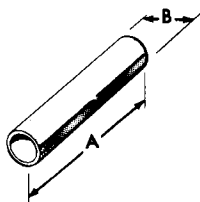


TYPE-7

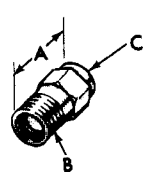


TYPE-8

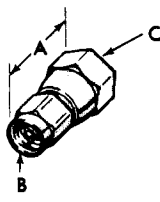
HOSE FITTINGS



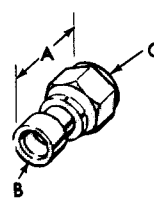
TYPE-A



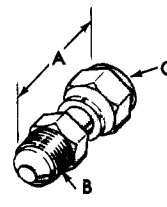
TYPE-B



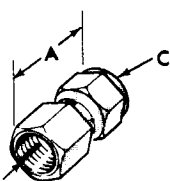
TYPE-C



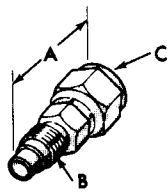
TYPE-D



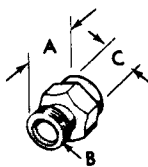
TYPE-E



TYPE-F



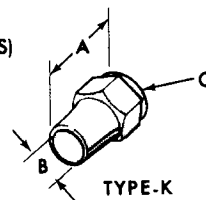
TYPE-G



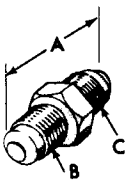
TYPE-H



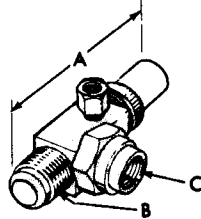
TYPE-J



TYPE-K



TYPE-L



TYPE-M

TUBE FITTINGS

P-6772

FOR PART NUMBERS REFER TO PAGE 896

19C705-8 REFRIGERANT LINE REPLACEMENT and REPAIR PARTS - continued

TYPE	DESCRIPTION	DIMENSIONS						PART NUMBER
		THREAD SIZE	HOSE SIZE (I.D. X O.D.)	TUBING SIZE (I.D.)	A	B	C	
HOSE and HOSE FITTINGS								
1	Hose (double braid)				25'	1	1/2	C4AZ 19C708-A
					25'	7/8	7/16	C4AZ 19C708-B
					25'	3/4	5/16	C4AZ 19C708-C
2	Elbow-90° female with 45° flare end	5/8-18	5/16-3/4	3/8	3 1/4			C4AZ 19C705-D
		3/4-16	7/16-7/8	1/2	4 1/2			C4AZ 19C705-E
		7/8-14	1/2-1	5/8	5 11/16			C4AZ 19C705-F
3	Fitting-male #*	1/2-20	5/16-3/4	3/8	2 3/8			C4AZ 19C705-AE
4	Fitting-male *	1/2-20	5/16-3/4	3/8	1 3/4			C4AZ 19C705-AJ
5	Fitting-male 45° flare end #	5/8-18	5/16-3/4	3/8	2 1/4			C4AZ 19C705-AK
6	Fitting-male 45° flare end	7/8-14	1/2-1	5/8	2 5/8			C4AZ 19C705-AR
		3/4-16	7/16-7/8	1/2	2 3/8			C4AZ 19C705-AS
		5/8-18	5/16-3/4	3/8	2 1/16			C4AZ 19C705-AT
7	Fitting-female 45° flare end	3/4-16	1/2-1	5/8	2 11/16			C4AZ 19C705-AZ
		7/8-14	1/2-1	5/8	2 3/4			C4AZ 19C705-AU
		3/4-16	7/16-7/8	1/2	2 9/16			C4AZ 19C705-AV
		5/8-18	5/16-3/4	3/8	2 3/16			C4AZ 19C705-AY
8	Coupling-in line hose repair		5/16-3/4		2 5/8		2 5/8	C4AZ 19C705-A
			7/16-7/8		2 5/16		2 5/16	C4AZ 19C705-B
			1/2-1		3 3/16		3 3/16	C4AZ 19C705-C
TUBE and TUBE FITTINGS								
A	Tube-copper				15'	5/8		C4AZ 19C708-D
					15'	1/2		C4AZ 19C708-E
					15'	3/8		C4AZ 19C708-F
B	Coupling-male (self sealing)				1 3/16	5/8-18	1/2-20	C1SZ 19B595-A
C	Coupling-female (self sealing)				1 1/4	1/2-20	5/8-18	C1SZ 19B596-A
K	Fitting-female 45° flare nut				1	3/8	5/8-18	87424-S(I42A)
					1 1/8	1/2	3/4-16	87426-S(I43)
					1 5/16	5/8	7/8-14	87427-S(I43A)
L	Fitting-male union with 45° flare			3/8	1 1/2	5/8-18	5/8-18	87278-S(I27CD)
				1/2	1 13/16	3/4-16	3/4-16	87280-S(I27CF)
				5/8	2 1/8	7/8-14	7/8-14	87281-S(I27CG)
M	Valve-compressor high pressure				3 13/16	3/4-16	1-14	C4AZ 19A990-A

Includes sight glass

* Quick disconnect

♦ To determine type and dimensions refer to illustrations on pages 894 & 895.

FORD CAR PARTS

SECTION 190

897

YEAR	MODEL	DESCRIPTION	QTY.	PART NUMBER
19A706 RESISTER ASSY. - BLOWER MOTOR - AIR CONDITIONER - Also refer to Group 18591				
61/	S		1	C1SZ 19A706-B
		Screw (resistor to plenum chamber cover)- No. 10-12 x 1/2"	2	42127-S8(U248C)
19710-12 CONDENSER CORE ASSY. - AIR CONDITIONER				
61/62	A (8 cyl.)		1	C1AF 19712-C
61/62	A (6 cyl.)		1	C1AF 19712-D
63	A (6 cyl.)		1	◇ C3AZ 19710-A
63	A(8 cyl.)		1	◇ C3AZ 19712-A
63	A(6 & 8 cyl.), B		1	♣ C3AZ 19712-B
64	A	Precharged-with tube & bracket -for factory installed units	1	C4AZ 19712-A
64	A-with hang-on A/C	Not precharged-with flared fittings-for dealer installed units	1	C4AZ 19712-B
64	X-with hang-on A/C		1	
64/	B-with hang-on A/C	For dealer installed units	1	
62	B (6 cyl. 170-8 cyl. 221)		1	C2OZ 19712-A
63/64	B		1	C3OZ 19712-A
62/63	S	"From 5/24/61"	1	C2SZ 19712-B
64	S	"Before 1/6/64"	1	C4SZ 19712-A
64	S	"From 1/6/64"	1	C4SZ 19712-B
60/62	X		1	CUDF 19712-B
63	X (6 cyl.)	Receiver tank on fender apron	1	C3DZ 19712-A
63	X (6 & 8 cyl.)	Receiver tank on condenser	1	C3DZ 19712-B
60	A(6 cyl.)	Nut (condenser to receiver tank)-5/16"-18	2	33797-S7(M50)
60	A	Lockwasher-5/16"	2	34806-S7(X64)
60	A	Nut (condenser to receiver tank)-5/16"-24	2	33798-S8(M62)
60	A	Clip (tube from condenser to receiver tank)	1	351648-S32(GG150)
60/62	X(except hang-on special A/C)	Screw (core to front fender apron and radiator)- No. 14-14 x 1/2"	4	31497-S8(U254)
60/62	X(except hang-on special A/C)	Lockwasher-1/4"	4	34940-S7(X88)
61/62	X(except hang-on special A/C)	Screw (core to front fender apron and radiator support)-No. 14-10 x 3/4"	2	42143-S8(U255)
62/63	X	Bolt (condenser core to front fender apron & radiator support)-No. 10-24	4	*55280-S8
62/63	X	Nut-No. 10-24	3	34053-S8(M156)
62/63	X	Lockwasher-No. 10	4	34903-S8(X96)
63	X	Bolt (condenser core to front fender apron & radiator support)-No. 10-24 x 2 1/4"	2	*55316-S8
63	X(8 cyl.)	Bolt (condenser core and dehydrator to front fender apron & radiator support)-1/4"-20 x 1/2"	4	376562-S(BB541A)
63	X(8 cyl.)	Nut-1/4"-20	4	34390-S7(M92)
19B735 COVER ASSY - EVAPORATOR - AIR CONDITIONER				
64/	S		1	C5SZ 19B735-A
19B737 DUCT ASSY. - AIR CONDITIONER EVAPORATOR CASE TO CONNECTOR				
64/	S		1	C4SZ 19B737-C
19742 GUARD - EVAPORATOR FAN - AIR CONDITIONER				
63/	A, B, X-with hang-on A/C		2	C3MY 19742-A
19752 VALVE ASSY. - COMPRESSOR LOW PRESSURE - AIR CONDITIONER - Also refer to Groups 19A990 & 19C836				
60/62	A, X		1	C0AF 19752-A
62	B		1	
60/61	S		1	
62/64	S	"Before 4/2/62"	2	C8ZZ 19752-A
64	A(6 cyl.)	"From 4/2/62" See 19A990	1	
63	A	Used with side mounted receiver tank	1	
63	X (6 cyl.)	Used with fender apron mounted receiver tank	1	
63/64	B		1	
64	X(6 cyl.)		1	
60	A, S	Bolt (valve to cyl. head)-5/16"-18 x 1.88"	4	373109-S(UU13)
		Bolt (valve to cyl. hd.)-5/16"-18 x .75" socket head	2	*373765-S
19B768 KNOB ASSY. - AIR OUTLET DOOR CONTROL - AIR CONDITIONER				
61/63	S		2	C1SF 19B768-B

◇ For units with side mounted dehydrator & receiver tank on condenser

♣ For units with top mounted dehydrator & receiver tank on condenser

YEAR	MODEL	DESCRIPTION	QTY.	PART NUMBER
19A783 ARM - AIR CONDITIONER and HEATER VACUUM MOTOR CONTROL				
60	A-with integral A/C		1	C0AF 19A783-A
19A786 TUBE - BLOWER HOUSING TO BLOWER MOTOR - AIR CONDITIONER				
61/ 60/62	S A-with integral A/C	Formed	1 1	C0AZ 19A786-A
19A795 COVER - BLOWER MOTOR DASH PANEL OPENING - AIR CONDITIONER - If not listed, improvise				
61/63	S	Kit-includes (1)C1SS 19A795-A lower cover, (1)C1SS 19A796-A upper cover & (1)C1SS 19A797-A seal	1	C1SZ 19A795-A
19A796 COVER - BLOWER MOTOR DASH PANEL OPENING - AIR CONDITIONER - Not supplied - Improve				
19797 BRACKET - EVAPORATOR CASE SUPPORT - AIR CONDITIONER				
62	B-with Hang-on A/C	Not supplied-improvise	1	★
		Screw (bracket to evaporator case)- No. 10-16 x 3/8"	1	42120-S8(U248)
		Screw (brkt. to evaporator case)-No. 10-12 x 1/2"	2	42127-S8(U248C)
19A797 SEAL - BLOWER MOTOR DASH PANEL OPENING - AIR CONDITIONER - Not supplied - Improve				
19802 PANEL - EVAPORATOR CASE - AIR CONDITIONER				
63/64	A, B-with Deluxe Hang-on A/C		1	C3AZ 19802-A
19803 PANEL - EVAPORATOR CASE - AIR CONDITIONER				
64	A, B, X-with Hang-on A/C	Lower	1	C4AZ 19803-A
19805 MOTOR ASSY. - BLOWER - AIR CONDITIONER - Also refer to Group 18527				
		DESCRIPTION		
		VOLTAGE	SHAFT DIA.	ROTATION
60/62	A-with Hang-on A/C	12	5/16"	C/CW
62	B-with hang-on A/C			1
60/62	A(8 cyl.)-with integral A/C	Used with	12	5/16"
61/	S	C0AF 19834-D blower wheel		CW
				1
62	A, B, X-with Hang-on Special A/C	Includes blower hsg. & wheels		
				1
63/	A, B, X-with. Hang-on A/C	Incl. blower wheels	12	5/16"
63/64	A-with Deluxe Hang-on A/C	Incl. blower wheels	12	5/16"
63/	B-with Deluxe hang-on A/C			C/CW
60	S		12	5/16"
				CW
				1
60/62	X-with Hang-on A/C		12	5/16"
				C/CW
				1
19834 WHEEL ASSY. - BLOWER - AIR CONDITIONER - Also refer to Group 18504				
60/62	A-with integral A/C	Statically balanced-used with C2AZ 19805-A motor	1	C0AF 19834-D
60/	S		1	
60/62	A, S	Screw (wheels to motor)-1/4"-28 x 3/8" set	1or2	355812-S2(BB89)
19835 TUBE ASSY. - DEHYDRATOR TO CHECK VALVE - AIR CONDITIONER				
Refer to Group 19C705-8 for Serviced Refrigerant Line Assemblies and for replacement details of those lines not supplied for service.				
19837 TUBE ASSY. - EVAPORATOR TO CHECK VALVE - AIR CONDITIONER				
Refer to Group 19C705-8 for Serviced Refrigerant Line Assemblies and for replacement details of those lines not supplied for service.				
198837 PANEL ASSY. - AIR DEFLECTOR - AIR CONDITIONER				
64/	S	R. H.	1	C4SZ 19B837-A
		L. H.	1	C4SZ 19B837-B

* When using to replace motor identified as C0AF 18805-E the bullet terminal must be installed on ground lead

YEAR	MODEL	DESCRIPTION	QTY.	PART NUMBER
19849 VALVE ASSY. - EVAPORATOR EXPANSION - AIR CONDITIONER				
60/62	A-with Hang-on A/C	"Before 4/16/62"	1	C0AF 19849-B
62	A-with Hang-on A/C	"From 4/16/62"	1	C2AZ 19849-A
63/64	A-with Deluxe Hang-on A/C		1	
63/	B-with Deluxe Hang-on A/C		1	
63	X (6 cyl.)-with receiver tank on fender apron		1	
64/	S	"From 2/10/64"	1	
60/62	A (8 cyl.)-with integral A/C	Must be used with 374599-S adapter	1	C1AA 19849-A
62	B-with hang-on A/C		1	C5AZ 19849-A
63/	A, B, X-with hang-on A/C		1	C9ZZ 19849-A
60	S-with integral A/C		1	B8S 19849-A
61	S-with integral A/C		1	C1SF 19849-A
62	S-with integral A/C	"Before 4/2/62"	1	C2SZ 19849-A
64	S-with integral A/C	"Before 2/10/64"	1	
62/63	S-with integral A/C	"From 4/2/62"	1	C2SZ 19849-B
60/62	X-with Hang-on A/C		1	B9A 19849-B
60/62	A, S	Bolt (valve to cyl. hd.) - 5/16" - 18 x 1.88" socket hd.	4	373109-S(UU13)
61/62	A (8 cyl.)	Adapter (valve to core) - 1/2" tube	1	374599-S(II-84A)
62	B-with Hang-on A/C		1	
19858 HOSE - EVAPORATOR DRAIN - AIR CONDITIONER				
60/62	A-with Hang-on A/C (except Special)	Not supplied-improvise	2	★
62	B-with Hang-on A/C (except Special)		2	
		Clamp (hose to evaporator)	AR	BPA 18572-A
60/62	A (8 cyl.)-with integral A/C	7.50" long-cut from 3/4" I.D. hose	1	★
62	A, B-with Hang-on Special A/C	Not supplied-improvise	1	★
63	A-with Deluxe Hang-on A/C	3.75" long-cut from 3/4" I.D. hose	1	★
63	A, B-with Hang-on A/C		2	C3AZ 19858-A
63	X-with Hang-on A/C	Cut to size required	2	
64	A-with Hang-on A/C		1	C4AZ 19858-A
64	A-with Deluxe Hang-on A/C		1	C4AZ 19858-B
63	B-with Deluxe Hang-on A/C	4.00" long-cut from 3/4" I.D. hose	1	★
64	B(except 65), X-with Hang-on A/C		1	C4OZ 19858-A
64	B(65)-with Hang-on A/C	Adapter kit	1	C4OZ 19858-C
64/	B(except 65)-with Deluxe Hang-on A/C		1	C4OZ 19858-B
62	X-with Hang-on Special A/C	Not supplied-improvise	1	★
19859 PAN ASSY. - EVAPORATOR DRAIN - AIR CONDITIONER				
63/64	A, B-with Deluxe Hang-on A/C		1	C3MY 19859-A
19860 CORE ASSY. - EVAPORATOR - AIR CONDITIONER				
63	A-with Hang-on A/C		1	C3AZ 19860-B
63/64	B-with Hang-on A/C		1	
63/64	A-with Deluxe Hang-on A/C		1	C3AZ 19860-A
64	A(8 cyl. 289, 352, 390)-with integral A/C		1	C4AZ 19860-A
64/	A, X-with Hang-on A/C		1	C5AZ 19860-A
63/	B-with Deluxe Hang-on A/C		1	C3OZ 19860-A
60	S-with integral A/C		1	★B9SF 19860-A
61/	S		1	C4SZ 19860-A
63	X		1	C3DZ 19860-A
60	A(8 cyl.)-with integral A/C	Screw (core to evaporator case)-No. 10-24 x 1/2"	3	41308-S(U217)
60/62	A, B	Screw (core to evaporator case)-No. 10-12 x 3/8"	AR	42120-S8(U248)
60/62	A (8 cyl.)-with integral A/C	Screw (core to evaporator case)-No. 10-12 x 1/2"	AR	42127-S8(U248C)
61/	S		lor2	
60	S-with integral A/C	Screw (core to evaporator case)-No. 10-12 x 3/8"	2	42120-S8(U248)
19867 TUBE ASSY. - EVAPORATOR TO COMPRESSOR SHUT OFF VALVE - AIR CONDITIONER				
Refer to Group 19C705-8 for Serviced Refrigerant Line Assemblies and for replacement details of those lines not supplied for service.				
19A884 BRACKET ASSY. - CONTROL MOUNTING - AIR CONDITIONER				
64/	S		1	C4SZ 19A884-B
19A885 WIRING ASSY. - THERMOSTAT TO CLUTCH - AIR CONDITIONER - Improvise from B6A 14296-B or C				
60/62	A(8 cyl.)-with integral A/C	Grommet (wiring thru bezel)	1	★372898-S

YEAR	MODEL	DESCRIPTION	QTY.	PART NUMBER
19B888 SWITCH ASSY. - DAMPER DOOR - AIR CONDITIONER				
61/62	A(8 cyl.)-with integral A/C	Vacuum	1	C1AF 19B888-B
19B889 SLEEVE ASSY. - EVAPORATOR DRAIN TUBE - AIR CONDITIONER				
61/	S		1	C1SF 19B889-B
19897 CASE ASSY. - EVAPORATOR - AIR CONDITIONER - Also refer to Group 19A626				
63	A, B, X-with Hang-on A/C		1	C3AZ 19897-A
61/63	S	Partial	1	C1SF 19897-B
19B914 SWITCH ASSY. - BLOWER MOTOR GROUNDING - AIR CONDITIONER				
62/63	S		1	C2VY 19B914-A
		Nut (switch to evaporator case)-No. 10-32	2	34079-S7(M163)
		Lockwasher-No. 10	2	34903-S8(X96)
19B938 BOLT - DEHYDRATOR TANK MOUNTING - AIR CONDITIONER				
63	X(6 cyl.)	Receiver tank on fender apron	1	C3DZ 19B938-A
		Nut (bolt to bracket)-5/16"-18	2	33797-S7(M50)
		Lockwasher-5/16"	2	34806-S7(X64)
19945 WIRING ASSY. - BLOWER SWITCH FEED - AIR CONDITIONER - Improvise				
61/62	S	Clip (wiring to L. H. air deflector duct)	1	374942-S100GG211)
63	S	Strap (wiring to evaporator case)	1	376914-S(YY2)
63	S	Clip (wiring to evaporator case)	1	*377929-S
19A945 SWITCH ASSY. - TEMPERATURE CONTROL - AIR CONDITIONER - Also refer to Group 19618				
60/62	A-with Hang-on A/C		1	C0AF 19A945-A
62	B-with Hang-on A/C		1	
		Screw (switch to name plate)-No. 8-32 x 1"	2	*40969-S8
64/	S		1	C1VV 19A945-E
19959 DEHYDRATOR and RECEIVER TANK ASSY. - AIR CONDITIONER				
60	A (8 cyl.)-with integral or hang-on A/C		1	*C0AF 19959-G
61/62	A (8 cyl.)-with integral or hang-on A/C		1	C1AF 19959-C
63	A (8 cyl.)-with deluxe hang-on A/C	11.07" long x 2.38" O. D.	1	#C3AZ 19959-A
63	A (6 cyl.)-with deluxe hang-on A/C	11.07" long x 2.25" O. D. -used with hose direct from condenser to evaporator with coupling	1	#C3AZ 19959-B
63	A (8 cyl.)-with hang-on A/C	20.03" long x 2.00" O. D.	1	♣C3AZ 19959-C
63	A (6 cyl.)-with hang-on A/C	Used with top mounted receiver tank and hose	1	
63/64	B (6 & 8 cyl.)-with hang-on A/C	direct from condenser tank to evaporator without coupling	1	
64	A-with deluxe hang-on A/C	11.15" long x 2.25" O.D. stud mounted-precharged	1	\$#C4AZ 19959-A
64	A-with hang-on A/C	10.69" long x 2.00" O. D. -not precharged-clamp on type	1	/%#C4AZ 19959-B
64/	B, X-with hang-on A/C		1	
62	B-with hang-on A/C		1	C2OZ 19959-A
63/64	B (6 & 8 cyl.)-with deluxe hang-on A/C	11.07" long x 2.25" O. D. -stud mounted	1	C3OZ 19959-A
60	S		1	C0SF 19959-B
61/	S		1	C2SZ 19959-A
60/63	X(6 cyl.)	Mounted on fender apron	1	C0DZ 19959-A
63	X (6 & 8 cyl.)	Mounted on condenser	1	C3DZ 19959-A
60/	A, B, X	Safety plug-1/8" fusible	1	354947-S(PP5)
60/62	S	"Before 12/1/61"	1	
60/	A, B, S, X	Refrigerant (air conditioner)	AR	B9LF 19B519-A
60/63	A (6 cyl.)	Nut (tank to core)-5/16"-24	2	33798-S8(M62)
63/	B		2	
60/63	A	Lockwasher-5/16"	2	34806-S7(X64)
63/	B		2	
61/63	A (8 cyl.)	Nut (tank to core)-5/16"-18	2	33797-S7 (M50)
61/	S	Nut (tank to core)-1/4"-20	2	33795-S7(M49)
64	A		2	
61/	S	Lockwasher-1/4"	2	34905-S7 (X97)
64	A		2	
19A962 KNOB ASSY. - AIR CONDITIONER CONTROL				
63	A, B, X-with deluxe hang-on A/C	Blower & temperature	2	C3AZ 19A962-A
63/64	A-with deluxe hang-on A/C	Temperature	1	C3AZ 19A962-B
63/	B-with deluxe hang-on A/C		1	
64/	A, B, X-with hang-on A/C		1	
63/64	A-with deluxe hang-on A/C	Blower	1	C3AZ 19A962-C
63/	B-with deluxe hang-on A/C		1	
64/	A, B, X-with hang-on A/C		1	

♣ For units with top mounted dehydrator and receiver tank on condenser

For units with side mounted dehydrator and receiver tank on condenser

\$ For units with dealer installed Air Conditioner

/% For units with factory installed Air Conditioner

FORD CAR PARTS

SECTION 190

901

YEAR	MODEL	DESCRIPTION	QTY.	PART NUMBER
19A966 KNOB ASSY. - AIR CONDITIONER				
61/62	S	Temperature control	1	★C1SF 19A966-B
19B969 KIT - RADIATOR EXTRA COOLING - WITH AIR CONDITIONER				
63/	A (8 cyl. 260, 289)-with hang-on A/C	Not replaced - service details	1	★C3AZ 19B969-G
Consists of				
	1-C3AZ 8147-A	Fan shroud-L, H.	1-C2OZ 10130-B	Pulley (generator)
	1-C3AZ 8148-A	Fan shroud-R, H.	4-20326-S8	Bolt
	1-C2OZ 8509-B	Pulley (water pump)	4-34806-S7	Lockwasher
	1-C2OZ 8546-D	Spacer	2-42732-S2	Screw
	1-C4SZ 8600-A	Fan blade	2-370123-S2	Nut
	1-C3AZ 8A616-A	Clutch assy. (fan)	4-373967-S2	Nut
	1-C2OZ 8620-C	Belt (fan)	4-373968-S2	Screw
64	A(8 cyl. 352, 390) -with hang-on A/C	Not replaced-Service details (9-64)	1	★C4AZ 19B969-A
Consists of				
	1-C3AZ 8147-A	Fan shroud-upper	1-C4AZ 8A616-A	Clutch assy. (fan)
	1-C4MY 8148-A	Fan shroud-lower	2-353714-S2	Screw
	1-C4MY 8149-A	Bracket (shroud)	2-359952-S8	Nut retainer assy.
	1-C5AZ 8600-B	Fan blade	4-379496-S8	Screw
63/	B (6 cyl. 170, 200)-with X/C Radiator	Not replaced - service details	1	★C3OZ 19B969-E
Consists of				
	1-C3OZ 8509-B	Pulley (water pump)	1-C2OZ 8620-P	Belt (fan)
	1-C3OZ 8600-D	Fan blade	4-20326-S8	Bolt
	1-C3OZ 8A616-B	Clutch assy. (fan)	4-34806-S8	Lockwasher
63	B (8 cyl. 221)-except X/C radiator	Used with 17" wide radiator -not replaced - service details	1	★C3OZ 19B969-A
Consists of				
	1-C2OZ 8147-A	Fan shroud-R, H.	1-C2OZ 8600-E	Fan blade
	1-C2OZ 8148-A	Fan shroud-L, H.	1-C2OZ 8A616-A	Clutch assy. (fan)
63	B (8 cyl. 221)-with X/C radiator	Used with 20" wide radiator	1	★C3OZ 19B969-B
63	B (8 cyl. 260)		1	
Consists of				
	1-C2OZ 8147-B	Fan shroud-R, H.	1-C2OZ 8600-G	Fan blade
	1-C2OZ 8148-B	Fan shroud-L, H.	1-C2OZ 8A616-A	Clutch assy. (fan)
19972 HOSE ASSY. - COMPRESSOR TO CONDENSER INLET VALVE - AIR CONDITIONER				
Refer to Group 19C705-8 for Serviced Refrigerant Line Assemblies and for replacement details of those lines not supplied for service.				
19980 CONTROL PANEL ASSY. - AIR CONDITIONER - Also refer to Groups 18B357 & 18A651				
64/	S	Vacuum control & plate assembly	1	C4SZ 19980-A
60	S	Screw (control to panel)-No. 10-32 x 3/8"	AR	★41036-S2
60	S	Clip	AR	378897-S7-8(GG162A)
60	S	Nut (control assy. to console panel)-1/4"-20	3	33795-S7(M49)
60	S	Lockwasher 1/4"	3	34805-S8(X62)
19986 SWITCH ASSY. - BLOWER - AIR CONDITIONER				
60/62	A-with hang-on A/C except special		1	C0AF 19986-A
62	B-with hang-on A/C except special		1	
60/62	A-with heater or integral A/C		1	C1AZ 18578-A
62	A, B, X-with hang-on A/C special		1	C2AZ 19986-A
63	A, B, X-with hang-on A/C		1	C3AZ 19986-B
63/64	A-with deluxe hang-on A/C		1	C4AZ 19986-B
63/	B-with deluxe hang-on A/C		1	
64/	A, B, X-with hang-on A/C		1	C4AZ 19986-A

YEAR	MODEL	DESCRIPTION	QTY.	PART NUMBER
19986 SWITCH ASSY. - BLOWER - AIR CONDITIONER - continued				
61/62	S-with heater or integral A/C		1	C1SF 18578-B
64/	S-with heater or integral A/C		1	C4SZ 18578-A
60/62	X-with hang-on A/C except special	Push button type	1	B9AF 19986-A
60/62	X-with hang-on A/C	Push button type temperature control	1	B9A 18578-C
19988 CONTROL ASSY. - TEMPERATURE - AIR CONDITIONER - Also refer to Group 18518				
61/63	S	40.06" long	1	FDU 19988-A
		Screw(att. clip 353261-S8 & control to evaporator)-No. 10-12 x 3/8	1	*41036-S2
		Clip	1	378897-S7-8(GG162A)
61	S	Nut (control to register)-3/16" spring	1	372927-S2(MM260)
61	S	Screw (control & clip 353748-S3 to register)-No. 6-18 x 3/8"	1	*52718-S3
		Clip	1	378897-S7(GG162A)
19A989 SEAL - EVAPORATOR DRAIN HOSE TO FLOOR - AIR CONDITIONER - Not supplied - Improve				
19A990 VALVE ASSY. - COMPRESSOR - HIGH PRESSURE - AIR CONDITIONER - Also refer to Group 19752				
60/62	A		1	COAF 19A990-A
60/61	S		1	
60/62	X-with hang-on A/C		1	
62	B-with hang-on A/C		1	
60/	A, B, S, X		AR	C4AZ 19A990-A
62/	S		1	C2SZ 19A990-A
63	A		1	
63/	B		1	
63	X (6 cyl.)-Receiver tank on fender apron		1	
63	X (6 & 8 cyl.) -Receiver tank on condenser		2	
64	A(6 cyl.), X(6 cyl.)		1	
64	A(8 cyl.)		2	
64/	X(8 cyl.)		2	
19A991 BAND - BLOWER MOTOR MOUNTING - AIR CONDITIONER - Not supplied - Improve				
19B994 GASKET - COMPRESSOR VALVE PLATE				
62/	S	"O" ring-2.0" dia.-used with RotoLock type valves	2	C2SZ 19B994-A
63/	A		1or2	
63/	B		1or2	
63/	X (6 & 8 cyl.)-Receiver tank on condenser		2	
19A995 REGISTER ASSY. - EVAPORATOR - AIR CONDITIONER				
63	A, B, X-with hang-on A/C	Less louvres and controls	1	C3AZ 19A995-A
64/	A, B, X-with hang-on A/C	Less louvres and controls	1	C4AZ 19A995-A
19998 TRAP - EVAPORATOR DRAIN - AIR CONDITIONER				
61/	S		1	C1SS 19998-A
19A998 PANEL - AIR CONDITIONER EVAPORATOR CASE				
63/	A, B, X-with hang-on A/C	Upper	1	C3MY 19A998-A