

INDEX

Included in this section are the following:

PAGE
NO.

Index by Part Name for Section 10 covering
Wheels, Wheel Carriers & Related Parts

5

Index by Part Name for Sections 20 thru 24
covering the Brake System and
Related Parts

PAGE
NO.
5 thru 7

SECTION 10 - WHEELS, WHEEL CARRIERS and RELATED PARTS

PART NAME	GROUP NUMBER	PART NAME	GROUP NUMBER
Bearing assy. (rear wheel)	1225	Kit (full wheel cover)	1130
Bolt (front & rear hub)	1107	Kit (wheel trim ring)	1211
Bolt (spare wheel carrier)	1448		
Bolt (spare wheel lock)	1440	Lock ass'y. (spare wheel)	1386
Brace (spare wheel)	1377		
Cap (hub grease)	1131	Nut (hub bolt)	1012
Cap or cover (wheel hub)	1130	Nut (spare wheel carrier bolt)	1462
Clamp (spare wheel)	1446		
Cone & roller (front wheel inner bearing)	1201	Retainer (front wheel grease)	1190
Cone & roller (front wheel outer bearing)	1216	Retainer (rear wheel bearing)-inner	1180
Cup (front wheel inner bearing)	1202		
Cup (front wheel outer bearing)	1217	Ring assv. (wheel trim)	1210
Drum ass'y. (rear brake)	1126	Seal (rear wheel bearing oil)-inner	1177
		Spring (brake drum silencer)	1140
Extension (tire valve)	1705		
		Tire casing(snow)	1508
Flap (wire wheel tire liner)	1026		
		Washer (front spindle nut to outer bearing)	1195
Gasket (front brake grease baffle)	1193		
Gasket (rear wheel bearing retainer)	1001	Wheel assy.	1007
			1015
Hub & brake drum (front)	1102	Wrench (spare wheel lock bolt)	1A379

SECTIONS 20, 21, 22, 23 and 24 - BRAKE SYSTEM

Adapter (booster push rod)	2B014	Bracket (parking rear cable)	2530-1
Arm (compressor belt adjustment)	2A942	Bracket (power brake booster mounting)	2A248
		Bracket (rear hose support)	2073
Baffle (front brake grease)	2240	Brush & holder assv. (compressor)	2979
Bearing assy. (compressor belt idler pulley)	2873	Bumper (brake pedal)	7583
Bearing (compressor pulley)	2990	Bumper (master cylinder push rod)	2144
Bearing (idler pulley)	2990	Bumper (power brake booster push rod)	2A366
Bellows (power brake booster)	2366	Bushing (booster lever)	2A150
Body (booster)-rear	2366	Bushing (booster piston guide)	2B014
Bolt (master cylinder link rod)	2462	Bushing (brake & clutch mounting bracket)	2471
Bolt (master cylinder outlet fitting to master cyl.)	2276	Bushing (master cylinder push rod)	2474
Bolt (power brake booster vacuum connector)	2A412	Bushing (pedal)	2461
Bolt (rear carrier plate)	2248	Bushing (power brake booster plunger)-guide	2A386
Booster ass'y. (power brake)	2005	Bushing (power brake booster push rod)	2A367
Boot (cylinder)	2206-7	Cable & conduit (parking brake handle to equalizer lever)	2853
Boof (master cylinder)	2180	Cable assy. (brake shoe adjusting lever)	2A178
Boot (power brake booster push rod)	2A477	Cable assy. (parking brake extension)	2853
Brace (compressor)	2889	Cable (parking)-from equalizer to rear brake	2A635
Brace (compressor)-front	2888	Cap (compressor belt drive idler pulley)	2894
Bracket (booster mounting)	2031	Cap (master cylinder filler)	2162
Bracket (brake line support)	2A051	Clamp (power brake booster hose)	2342
Bracket (compressor adjusting)	2883	Clamp (power steering return line)	2344
Bracket (compressor mounting)	2882		
Bracket (compressor support)	2902	Clip (hose)	2814
Bracket (front hose support)	2082	Clip (master cylinder to pipe to frame)	14197
Bracket (parking brake cable support)	2649	Clip (pipe)	2244
Bracket (parking cable to dash)	2857	Clip (power brake booster air filter cover)	2A485
Bracket (parking equalizer)	2631		

INDEX

SECTIONS 20, 21, 22, 23 and 24 - BRAKE SYSTEM - continued

PART NAME	GROUP NUMBER	PART NAME	GROUP NUMBER
Clip (power brake booster push rod to operating lever)	2525	Kit (booster minor repair)	2307
Clutch & pulley ass'y. (compressor)-air conditioner	2884	Kit (brake shoe hold down)	2A094
Compressor assy. -less pulley & base	2878	Kit (compressor mounting base)	2879
		Kit (front cylinder repair)	2221
Connector (pipe) - front	2075	Kit (master cylinder repair)	2004
Connector (pipe) - rear	2074	Kit (parking brake repair cable)	2A753
		Kit (power brake booster major repair)	2309
Control (parking)-on dash	2780	Kit (power brake booster piston packing)	2A200
Cover (adjusting hole)	2092	Kit (rear cylinder repair)	2128
Cup (brake cylinder)	2201-2	Kit (rear shoe & lining)	2200
Cup (brake master cylinder primary)	2173	Kit (shoe anchor pin)	2A423
Cup (shoe hold down spring)	2066	Kit (shoe lining)	2007
Cylinder assy. (master)	2140	Kit (shoe & lining)	2001
Cylinder (front)	2061-2		
Cylinder (rear)	2261-62	Lever (brake shoe adjusting)	2A176-7
		Lever (parking brake)	2A642
Diaphragm (booster control valve)	2391	Lever (parking brake equalizer)	2A605
Diaphragm (power brake booster body)	2A365	Lever (parking cable to secondary brake shoe)	2A637-8
Disc (booster control valve)	2414	Lever (power brake booster)	2431
Eccentric (power booster control valve adjusting)	2462	Lining (front secondary)-shoe	2022
Equalizer (parking brake)-rear	2768	Lining (primary)-shoe	2021
Equalizer (parking cable)	2A602		
		Lining (rear shoe)-primary & secondary	2284-85
Field assy. (compressor)	2987	Link (parking brake cable connecting)	2861
Filter (brake vacuum booster air cleaner)	2A346	Link (parking lever to primary brake shoe)	2A642
Fitting (master cylinder outlet)	2076	Link (shoe to cylinder)	2042
Gasket (brake line)	2149	Nut (adjusting screw)	2047
Gasket (compressor cylinder head)	2945	Nut (master cylinder to front connector tube)	2133
Gasket (compressor valve plate)	2992	Nut (parking equalizer lever)	2091
Gasket (front brake carrier plate to spindle)	2044		
Gasket (front brake grease baffle)	2026	Pad (pedal)	2454
Gasket (master cylinder filler cap)	2167	Pad (pedal plate)	2457
Gasket (master cylinder outlet)	2154	Pawl (parking ratchet bar)	2786
Gasket (power brake booster end plate)	2493	Pedal (brake)	2455
Gasket (power brake booster tube connector)	2154		
Gasket (rear carrier plate)	1001	Pin (booster lever pivot)	2A020
		Pin (parking brake control)	2859
Grommet (booster check valve)	2B176	Pin (parking brake handle locking)	2819
Guard (brake master cylinder push rod)	2A021	Pin (parking brake lever)	2107
Guide (booster body piston)	2B130	Pin (shoe anchor)	2027
Guide (brake shoe adjusting lever cable)	2A179	Pin (shoe hold down spring)	2069
		Piston (brake cylinder)	2194-7
Handle assy. (parking brake control)	2760	Piston (brake master cylinder)	2169
Head (compressor cylinder)	2995		
		Plate assy. (booster end)	2B093
Hose ass'y. (brake)	2078	Plate ass'y. (booster piston)-front	2A158
Hose ass'y. (rear brake)	2282	Plate ass'y. (brake pedal pad)	2453
Hose (brake lines)	2270	Plate assy. (parking brake equalizer lever brkt. mtg.)	2A748
Hose (brake vacuum motor to parking brake switch)	2A595	Plate (front carrier)	2012-14
Hose (fitting to power brake booster outlet tube)	2079	Plate (parking cable to dash)	2858
Hose (front brake fitting to connector)	2A048	Plate (power brake booster push rod locating)	2A478
Hose (master cylinder to connector)	2079	Plate (rear brake shoe anchor guide)	2028
Hose (parking brake switch to tee)	2A596	Plate (rear carrier)	2211-12
Hose (power brake booster)	2A047		
Hose (power brake booster reservoir to manifold)	2A047	Plug (power brake booster check valve)	2A246
		Plunger assy. (power brake booster)	2A385
Hose (power brake booster to connector)	2078	Pulley (compressor)	2884
Housing & end plate (booster)	2329	Pulley (parking cable)	2804
Hub (booster diaphragm guide)	2B152		
		Reservoir assy. (power brake booster)	2A038
Insulator (brake shoe adjusting screw)	2A482	Retainer (booster body piston guide)	2B131
Insulator (pedal bushing to spring)	2481	Retainer (parking brake cable)-rear	2A709
		Retainer (parking lever)	2106

YEAR	MODEL	DESCRIPTION	QTY.	PART NUMBER		
1001 GASKET - REAR WHEEL BEARING RETAINER						
60/62	A	Outer-2 7/8" I. D. -4 holes	2	A8AZ 1001-A		
61/62	A Special (4/B carb.)-8 cyl. 390-for Special Duty Performance	Except locking axle	2			
62/	B	Outer	2			
61	S	Outer	2			
63/	A (except S/W)	Outer	2			
63/	X(8 cyl.)	Outer	2			
60/	A(S/W & P/C)	3 9/32" I. D. -5 holes	4	C5AZ 1001-A		
60/	A (H/D)		4			
61/62	A Special (4/B carb.)-8 cyl. 390-for Special Duty Performance	With locking axle	2			
61/	A (except S/W)	With large bearing	4			
62	B	With fade or wear resistant brakes	2			
60	S		4			
62/	S		4			
60/62	X	2 45/64" I. D. -4 holes	2	C0DD 1001-A		
63/	X(6 cyl.)	2 45/64" I. D. -4 holes	2	C3DZ 1001-A		
1001 GASKET - REAR BRAKE CARRIER PLATE						
61/62	A	2 7/8" I. D. -4 holes	2	C1AZ 1001-A		
60	A (except S/W)		2			
61	A Special (4 & 6/B carb.)-8 cyl. 390-for Special Duty Performance	Except locking axle	2			
63/	A(except S/W)		2			
63/	B		2			
63/	X(8 cyl.)		2			
61/62	S		2			
62	B	3 3/32" I. D. -4 holes	2	C2OZ 1001-A		
60/64	X	2 45/64" I. D. -4 holes	2	C0DZ 1001-A		
YEAR	MODEL	REMARKS	WHEEL SIZE	NO. HOLES & BOLT CIRCLE	QTY.	PART NUMBER
1007 WHEEL ASSY.						
- A -						
60	A		14 x 5.00	5-4 1/2	5	B7A 1015-A
	A		14 x 5.50	5-4 1/2	5	C2AZ 1007-C
	A		14 x 6.00	5-4 1/2	5	C3AZ 1007-A
	A		15 x 5.00	5-4 1/2	5	C0AA 1007-N
61/64	A		14 x 5.50	5-4 1/2	5	C2AZ 1007-C
	A		14 x 6.00	5-4 1/2	5	C3AZ 1007-A
	A		15 x 5.50	5-4 1/2	5	C1AZ 1007-A
- B -						
62/64	B		13 x 4.50	5-4 1/2	5	C1UU 1007-A
	B	R/B C8OZ 1007-G	14 x 5.00	5-4 1/2	5	*C4GY 1007-B
- S -						
60/61	S		14 x 5.50	5-4 1/2	5	B8A 1015-A
62/64	S		14 x 5.50	5-4 1/2	5	C2SZ 1007-A
	S	Wire spoke-use w/8.00-14 tube tires	14 x 5.50	4 1/2	5	C2SZ 1007-B
	S	(1964)	15 x 5.50	5-4 1/2	5	C4SZ 1007-A
- X -						
60/64	X(54, 58, 62, 63, 64)-6 & 8 cyl.- "Before 4/13/64"		13 x 4.00	4-4 1/2	5	C0DD 1007-J
	X(6 cyl.) "From 4/13/64"		13 x 4.00	4-4 1/2	5	C0DD 1007-J
	X(S/D, S/W, 63, 66, 76)-6 & 8 cyl.- "Before 4/13/64"	Use w/6.50-13 tires	13 x 4.50	4-4 1/2	5	C0DZ 1007-A
	X(6 cyl.) "From 4/13/64"	Use w/6.50-13 tires	13 x 4.50	4-4 1/2	5	C0DZ 1007-A
	X(54, 58, 62, 64)-H/D-6 & 8 cyl.- "Before 4/13/64"	Use w/6.50-13 tires	13 x 4.50	4-4 1/2	5	C0DZ 1007-A
	X(8 cyl.) "Before 4/13/64"	(1963/64)	13 x 4.50	5-4 1/2	5	C1UU 1007-A
	X(6 cyl.) "From 4/13/64"		14 x 4.50	4-4 1/2	5	C4DZ 1007-A
	X(8 cyl.) "From 4/13/64"	R/B C8OZ 1007-G	14 x 5.00	5-4 1/2	5	*C4GY 1007-B

FORD CAR PARTS

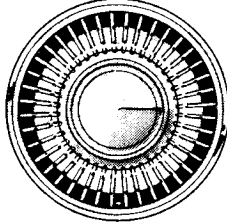
SECTION 10

YEAR	MODEL	DESCRIPTION	QTY.	PART NUMBER
1012 NUT - HUB BOLT				
60/	A, B, S, X	1/2"-20-open-zinc plate	20	C0AZ 1012-A
1015 WHEEL ASSY. - Refer to Group 1007				
1026 FLAP - WIRE WHEEL TIRE LINER				
62/64	S		5	C2SZ 1026-A
1102 HUB and BRAKE DRUM ASSY. - FRONT				
- A -				
60	A(except S/W, Taxi)	11" I.D. -2 1/2" brake surface	2	C0AA 1102-C
60	A	11" I.D. -3" brake surface	2	C0AA 1102-D
61	A(11" x 2 1/2" brakes)	11 1/32" I.D. -2 1/2" brake surface -Not repl.	2	*C1AA 1102-A
62/	A(11" x 2 1/2" brakes)	11 1/32" I.D. -2 25/32" brake surface	2	C5AZ 1102-B
61/	A(11" x 3" brakes)-except Taxi with aluminum drums	11 1/32" I.D. -3 9/32" brake surface	2	C5AZ 1102-A
63/	A(11" x 3" brakes), Taxi	Aluminum drum-11" I.D. -3 1/4" brake surface	2	C3AZ 1102-E
- B -				
62/	B(10" x 2 1/4" brakes)	10" I.D. -2 13/16" brake surface-non-flared	2	C3OZ 1102-D
- S -				
60	S	11" I.D. -2 1/2" brake surface	2	C0AA 1102-C
61	S	11 1/32" I.D. -3 9/32" brake surface	2	C5AZ 1102-A
62	S	11 1/32" I.D. -3 1/4" brake surface	2	C2SZ 1102-A
63/64	S	11 3/32" I.D. -3 1/4" brake surface-inner bearing cup stamped LM 67010-outer bearing cup stamped M12610	2	C3SZ 1102-C
- X -				
60/	X(9" x 2 1/4" brakes)	9" x 2 1/2" brake surface	2	C1DZ 1102-B
63/	X(10" x 2 1/4" brakes)	10" I.D. -2 13/16" brake surface-non-flared	2	C3OZ 1102-D
1107 BOLT - FRONT and REAR HUB				
60/	A, B, S, X	Rear-1/2"-20 x 1 5/8"-serration dia. .618"/.628"	AR	A9AZ 1107-B
60/	A, B, S, X(drum brakes)	1/2"-20 x 1 11/16"-serration dia. .618"/.628"	AR	C3AZ 1107-A
60/	A, B, S, X(drum brakes)	1/2"-20 x 1 1/2"-serration dia. .632"/.640"	AR	C1AZ 1107-A
63/	A, B, X(with one piece front drum)	1/2"-20 x 1 9/16"-serration dia. .632"/.640"	AR	C3OZ 1107-A
1126 DRUM ASSY. - REAR BRAKE				
- A -				
63/	A(11" x 2 1/4" & 11" x 2 1/2" brakes)	11 1/32" I.D. -2 3/4" brake surface-overall depth 5" -flared cross-ribbed	2	C3AZ 1126-B
60	A(11" x 2 1/2" brakes)	11" I.D. -2 3/4" brake surface	2	C0AA 1126-A
61/64	A(11" x 2 1/2" brakes)	11 1/32" I.D. -2 3/4" brake surface-non-flared	2	C3AZ 1126-A
- B -				
62/	B(10" x 1 3/4" brakes)	10" I.D. -2" brake surface	2	C3OZ 1126-B
62/	B(10" x 2" brakes)	10" I.D. -2 1/4" brake surface-non-flared	2	C2OZ 1126-B
63/	B(10" x 2 1/2" brakes)	10" I.D. -2 3/4" brake surface-non-flared	2	C3OZ 1126-A
- S -				
60	S(11" x 2 1/2" brakes)	11" I.D. x 2 3/4" brake surface	2	C0AA 1126-A
61	S(11" x 2 1/2" brakes)	11 1/32" I.D. -2 3/4" brake surface	2	C3AZ 1126-A
62	S(11" x 2 1/2" brakes)	11 1/32" I.D. -2 3/4" brake surface	2	C2SZ 1126-A
63/	S(11" x 2 1/2" brakes)	11 3/32" I.D. -2 3/4" brake surface	2	C3SZ 1126-A
- X -				
60/	X(9" x 1 1/2" brakes)	9" I.D. - 1 3/4" brake surface	2	C0DZ 1126-C
60/	X(9" x 2 1/4" brakes)	9" I.D. -2 1/2" brake surface	2	C0DZ 1126-B
63/	X(10" x 1 3/4" brakes)	10" I.D. -2" brake surface	2	C3OZ 1126-B
60/	A, B, S, X	Spring nut(drum to axle shaft)-1/2"	4or6	356080-S32(MM270)

REFER TO PAGES 13 and 14 FOR MODEL APPLICATION

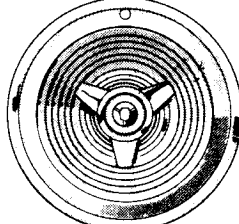
WHEEL COVERS

GALAXIE

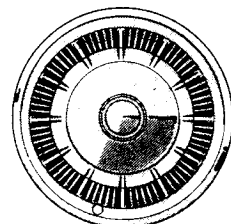


C1AA 1130-C (1961-14")

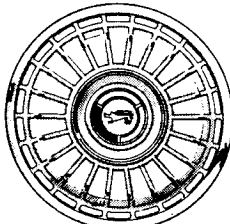
GALAXIE

C3AZ 1130-Z (1963/64-15")
C3AZ 1130-F (1963-15")

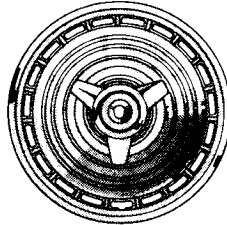
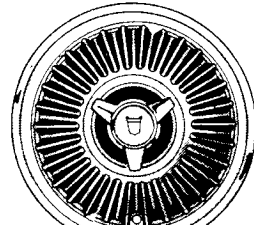
FAIRLANE



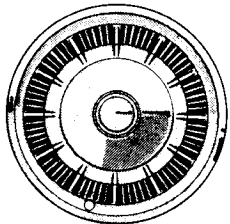
C2OA 1130-A (1962-13 1/8")



C2AZ 1130-C (1962-14")


C3AZ 1130-C (1963-14")
C3AZ 1130-AA (1963-14")

C3OZ 1130-L (1963/64-13")




C2AA 1130-B (1962-14")

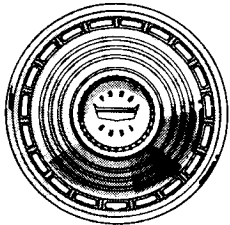
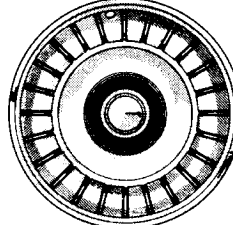
THUNDERBIRD



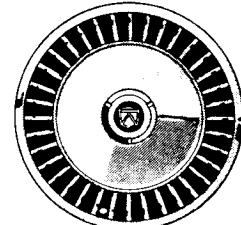
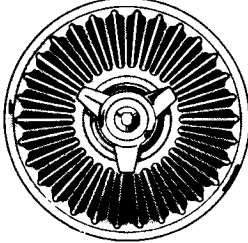
C1SZ 1130-B (1961/62-14")



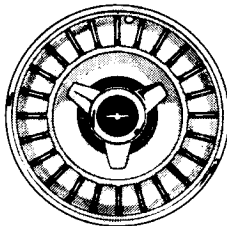

C3OZ 1130-K (1963/64-14")

C3AZ 1130-U (1963-14")
C3AZ 1130-B (1963-14")

C3SZ 1130-A (1963-14")

C3OZ 1130-D (1963-14")
C3OZ 1130-C (1963-13")

C3AZ 1130-G (1963/64-14")

C3SZ 1130-B (1963-14")
(BLACK CENTER)

C3OZ 1130-G (1963-14")

NOTE-RECOMMEND DEALERS RETAIN A COPY OF THE ANNUAL ACCESSORIES SALES PROMOTION CATALOG FOR FULL COLOR IDENTIFICATION OF WHEEL COVERS

P.4186-A

1130 CAP or COVER - WHEEL HUB - continued



REFER TO PAGES 13 and 14 FOR MODEL APPLICATION

WHEEL COVERS

HUB CAPS

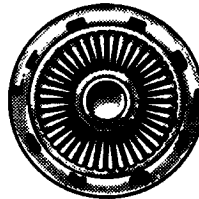

FALCON

GALAXIE AND FAIRLANE




C1DD 1130-D (1961/62 -13")
C2OZ 1130-C (1962-14")

C1AA 1130-B (1961/62-10")
C2OA 1130-C (1962-9 1/4")



C1DD 1130-E (1961/62-13")

C3OZ 1130-A (1963-9 5/8")
C3OZ 1130-M (1963-9 5/8")
C3AZ 1130-A (1963-10 5/8")

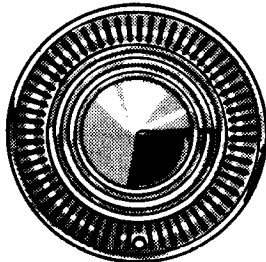


THUNDERBIRD



C2DZ 1130-C (1962/63-13")

C2SZ 1130-C (1962-7")
C3SZ 1130-D (1963/ .7")
(BLACK CENTER)



FALCON



C2DZ 1130-A (1962/64-13")

C1DD 1130-C (1961-9")
C3DZ 1130-A (1960/ .9")


NOTE-RECOMMEND DEALERS RETAIN A COPY OF THE ANNUAL ACCESSORIES SALES PROMOTION CATALOG FOR FULL COLOR IDENTIFICATION OF WHEEL COVERS

P-4186-B

1130 CAP or COVER - WHEEL HUB - continued

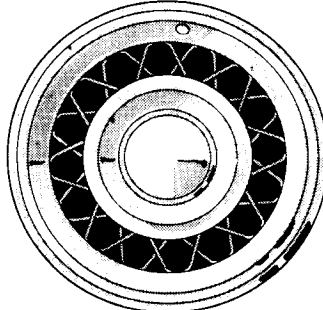
REFER TO PAGE 14 FOR MODEL APPLICATION

GALAXIE



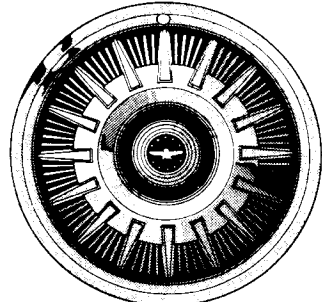
C4AZ 1130-C (1964-14")
(RED, WHITE & BLUE CENTER)

GALAXIE
FAIRLANE
FALCON

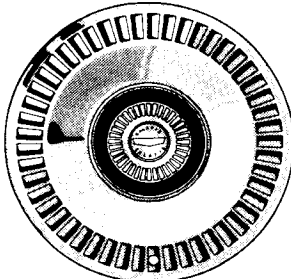


C4AZ 1130-H (1964/ -14")
C4AZ 1130-J (1964-15")
C4OZ 1130-H (1964/ -13")


THUNDERBIRD




C4SZ 1130-A (1964-15")
(BLACK CENTER)



C4AZ 1130-B (1964-14")
(BLUE CENTER)




C4AZ 1130-A (1964/ -10½")
C4OZ 1130-A (1964/ -9½")



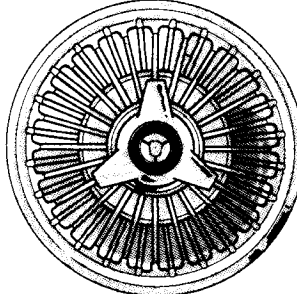
C4SZ 1130-B (1964-15")
(RED CENTER)

FAIRLANE



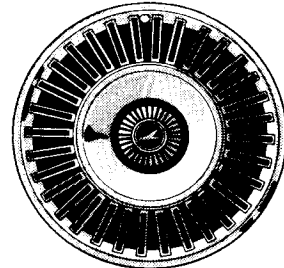
C4OZ 1130-C (1964-14")
• C4OZ 1130-L (1964-14")
(RED CENTER)

FORD




C4AZ 1130-L (1964/ -14")
(RED, WHITE & BLUE CENTER)

FALCON




C4DZ 1130-A (1964-13")
(BLACK CENTER)



C4OZ 1130-G (1964-14")
C4OZ 1130-J (1964-14")
(BLUE CENTER)

#RUSTLESS STEEL
•CHROME



C4DZ 1130-D (1964/ -9¾")
(BLACK CENTER)

NOTE-RECOMMEND DEALERS RETAIN A COPY OF THE ANNUAL ACCESSORIES SALES PROMOTION CATALOG FOR FULL COLOR IDENTIFICATION OF WHEEL COVERS

P-4393

FORD CAR PARTS

SECTION 10

1130 CAP or COVER - WHEEL HUB - continued

MODEL	DIAMETER (Inches)	DESCRIPTION	QTY.	ILLUST. ON PAGE -	PART NUMBER
1960					
A	10 1/4	Cap	4		C0AA 1130-C
A	14	Cover	4		C0AA 1130-D
S	10 1/4	Cap	4		C0AA 1130-C
S	14	Cover-36 struts	4		B9A 1130-A
X	9	Cap-Black letters	4	11	C3DZ 1130-A
X	13	Cover-Black depressions	4		C0DZ 1130-B
1961					
A	10	Cap	4	11	C1AA 1130-B
A	14	Cover	4	10	C1AA 1130-C
B	10	Cap	4	11	C1AA 1130-B
S	14	Cover- use w/C7AZ 1705-A ext.	4	10	C1SZ 1130-B
X	9	Cap-White letters	4	11	C1DD 1130-C
X	13	Cover-White depressions	4	11	C1DD 1130-D
X	13	Cover-16 holes	4	11	C1DD 1130-E
1962					
A	10	Cap	4	11	C1AA 1130-B
A	14	Cover	4	10	C2AA 1130-B
A	14	Cover-incl. crest	5	10	C2AZ 1130-C
A	15 1/8	Cover-full wheel	4		B5A 1130-C
B	9 1/4	Cap	4	11	C2OA 1130-C
B	10	Cap	4	11	C1AA 1130-B
B	13 1/8	Cover-Coruna design	4	10	C2OA 1130-A
B	14	Cover	4	11	C2OZ 1130-C
S	14	Cover-use w/B7AZ 1705-A ext.	4	10	C1SZ 1130-B
S	7	Cover-Chrome-w/wire spoke wheels-Black center	4	11	C2SZ 1130-C
X	9	Cap-Black letters	4	11	C3DZ 1130-A
X	13	Cover-Black depressions	4	11	C2DZ 1130-A
X	13	Cover-White depressions	4	11	C1DD 1130-D
X	13	Cover-12 openings	4	11	C2DZ 1130-C
X	13	Cover-16 holes	4	11	C1DD 1130-E
1963					
A	10 5/8	Cap-40 depressions	4	11	C3AZ 1130-A
A	14	Cover-19 struts-inc. medallion-bright finish chrome flash	4	10	C3AZ 1130-B
A	14	Cover-19 struts-incl. medallion-stainless steel-brush finish	4	10	C3AZ 1130-U
A	14	Cover-incl. spinner-bright finish chrome flash	4	10	*C3AZ 1130-C
A	14	Cover-incl. spinner-stainless steel	4	10	*C3AZ 1130-AA
A	14	Cover-Simulated wire-incl. spinner	4	10	*C3AZ 1130-G
A	15	Cover-incl. spinner-bright finish chrome flash	4	10	*C3AZ 1130-F
A	15	Cover-incl. spinner-stainless steel	4	10	*C3AZ 1130-Z
B	9 5/8	Cap-40 depressions-Silver paint	4	11	C3OZ 1130-A
B	9 5/8	Cap-40 depressions-Black paint	4	11	C3OZ 1130-M
B	10 5/8	Cap-40 depressions	4	11	C3AZ 1130-A
B	13	Cover-36 struts-incl. crest	4	10	C3OZ 1130-C
B	13	Cover-Simulated wire-incl. spinner	4	10	*C3OZ 1130-L
B	14	Cover-36 struts-incl. crest	4	10	C3OZ 1130-D
B	14	Cover-incl. spinner	4	10	C3OZ 1130-G
B	14	Cover-Simulated wire-incl. spinner	4	10	*C3OZ 1130-K
S	7	Cap-incl. spinner-Black center	4	11	C3SZ 1130-D
S	14	Cover-24 struts	4	10	C3SZ 1130-A
S	14	Cover-24 struts-incl. spinner-Black center	4	10	C3SZ 1130-B
X	9	Cap-Black letters	4	11	C3DZ 1130-A
X	13	Cover-12 openings	4	11	C2DZ 1130-C
X	13	Cover-Black depressions	4	11	C2DZ 1130-A
X	13	Cover-Simulated wire-incl. spinner	4	10	*C3OZ 1130-L

* Not used on vehicles equipped with fender skirts

SECTION 10

FORD CAR PARTS

MODEL	DIAMETER (inches)	DESCRIPTION	QTY.	ILLUST. ON PAGE -	PART NUMBER
1130 CAP or COVER - WHEEL HUB - continued					
1964					
A	10 1/2	Cap-"Ford" letters with Black background	4	12	C4AZ 1130-A
A	14	Cover-incl. crest-Blue center	4	12	C4AZ 1130-B
A	14	Cover-embossed center medallion-dull finish	4	12	C4OZ 1130-C
A	14	Cover-incl. spinner-"XL" in medallion-Red, White & Blue center	4	12	C4AZ 1130-C
A	14	Kit-Simulated wire-consists of 4-C4AZ 1130-H cover, 4-B7AZ 1705-A extension	1		C4AZ 1130-F
A	14	Cover-wire-also supplied in C4AZ 1130-F	4	12	C4AZ 1130-H
A	14	Cover-Simulated wire-incl. spinner	4	10	*C3AZ 1130-G
A	14	Cover-Simulated wire-incl. spinner-Red, White & Blue center	4	12	*C4AZ 1130-L
A	15	Cover-incl. spinner-stainless steel	4	10	*C3AZ 1130-Z
A	15	Cover-wire	4	12	C4AZ 1130-J
B	9 1/2	Cap-"Ford" letters with Black background	4	12	C4OZ 1130-A
B	10 1/2	Cap-"Ford" letters with Black background	4	12	C4AZ 1130-A
B	13	Kit-wire-consists of 4-C4OZ 1130-H cover, 4-B9AA 1705-B extension	1		*C4OZ 1130-T
B	13	Cover-wire-also supplied in C4OZ 1130-T	4	12	*C4OZ 1130-H
B	13	Cover-Simulated wire-incl. spinner	4	10	*C3OZ 1130-L
B	14	Cover-Simulated wire-incl. spinner	4	10	*C3OZ 1130-K
B	14	Cover-incl. spinner-medallion imprinted "Fairlane Sports Coupe"-dull finish	4	12	*C4OZ 1130-G
B	14	Cover-incl. spinner-medallion imprinted "Fairlane Sports Coupe"-bright finish	4	12	*C4OZ 1130-J
B	14	Cover-embossed center medallion-dull finish	4	12	C4OZ 1130-C
B	14	Cover-embossed center medallion-bright finish	4	12	C4OZ 1130-L
B	14	Kit-Simulated wire-consists of 4-C4AZ 1130-H cover, 4-B7AZ 1705-A extension	1		C4AZ 1130-F
B	14	Cover-Simulated wire-also supplied in C4AZ 1130-F	4	12	C4AZ 1130-H
S	7	Cap-incl. spinner-Black center	4	11	C3SZ 1130-D
S	15	Cover-16 struts-Black center	4	12	C4SZ 1130-A
S	15	Cover-incl. spinner-Red center	4	12	C4SZ 1130-B
X	9	Cap-Black letters	4	11	C3DZ 1130-A
X	9 1/2	Cap-"Ford" letters w/Black background	4	12	C4OZ 1130-A
X	9 5/8	Cap-6 embossed bars-incl. Falcon letters on Black background	4	12	C4DZ 1130-D
X	10 1/2	Cap-"Ford" letters w/Black background	4	12	C4AZ 1130-A
X	13	Kit-wire-consists of 4-C4OZ 1130-H cover, 4-B9AA 1705-B extension	1		*C4OZ 1130-T
X	13	Cover-wire-also supplied in C4OZ 1130-T	4	12	*C4OZ 1130-H
X	13	Cover-Simulated wire-incl. spinner	4	10	*C3OZ 1130-L
X	13	Cover-Black depressions	4	11	C2DZ 1130-A
X	13	Cover-Simulated wire-incl. Falcon emblem in Black center	4	12	C4DZ 1130-A
X	14	Kit-Simulated wire-consists of 4-C4AZ 1130-H cover, 4-B7AZ 1705-A extension	1		C4AZ 1130-F
X	14	Cover-Simulated wire-also supplied in C4AZ 1130-F	4	12	C4AZ 1130-H
X	14	Cover-Simulated wire-incl. spinner	4	10	*C3OZ 1130-K
X	14	Cover-embossed center medallion-bright finish	4	12	C4OZ 1130-L
YEAR	MODEL	DESCRIPTION	QTY.	PART NUMBER	
1131 CAP - HUB GREASE					
80/	A, B(drum brakes)	Front-1 25/32" I. D.	2	B5A 1131-A	
60/62	S		2		
63/	X (10" x 2 1, 4" brakes)		2		
63/	S	Front-1 31/32" O. D.	2	LF 1131-A	
60/	X	Front-1 37/64" O. D.	2	C3DZ 1131-A	
1140 SPRING - BRAKE DRUM SILENCER					
60/	Taxi	32" long-use with bonded brake lining	4	B7A 1140-A	

* Not used on vehicles equipped with fender skirts

YEAR	MODEL	DESCRIPTION	QTY.	PART NUMBER
1177 SEAL ASSY. - REAR WHEEL BEARING OIL - INNER				
60/	A	1 1/2" I.D. -2 1/2" O.D.	2	B7A 1177-A
60	S		2	
62/	S		2	
60/	A	1 3/8" I.D. -2 3/8" O.D.	2	B7A 1177-B
62/	B		2	
61	S		2	
61/	A(for Special duty performance)	1 1/2" I.D.-2 1/2" O.D.	2	C1AA 1177-A
62/64	B	1 23/64" I.D.-2 5/8" O.D. -to seal 1 3/8" shaft-use with carrier plate flange on outside of axle housing tube	2	C2OW 1177-A
64/	B	1 23/64" I.D. -2 17/64" O.D. -to seal 1 3/8" shaft use-with carrier plate flange on inside of axle housing tube	2	C4OZ 1177-A
60/61	X(Taxicab,S/D,S/W,66)-6 cyl.-"Before 5/15/61"	1 21/64" I.D.-2 1/32" O.D. -to seal 1 5/16" shaft	2	C0DW 1177-B
61/	X(Taxicab,S/D,S/W,66)-6 cyl.-"From 5/15/61"	1 21/64" I.D.-2 1/16" O.D. -to seal 1 11/32" shaft	2	C1DZ 1177-A
64/	X		2	
60/	X(54,58,62,64)-6 cyl.	1 11/64" I.D.-2 1/32" O.D. -to seal 1 11/64" shaft	2	C0DW 1177-A
63/64	X(8 cyl. 260)	1 3/8" I.D. -2 3/32" O.D.	2	C1UW 1177-A
1180 RETAINER - REAR WHEEL BEARING - INNER				
60/	A,S	1 17/32" I.D. -2 3/8" O.D.	2	B9AZ 1180-B
62/	B,X	1 3/8" I.D. -2" O.D.	2	B9AZ 1180-A
60/	A		2	
60/	X	1 11/32" I.D. -1 7/8" O.D.	2	C0DW 1180-B
60/	X	1 11/64" I.D. -1 7/8" O.D.	2	C0DW 1180-A
1190 RETAINER - FRONT WHEEL GREASE				
60	A Special (4/B carb.)-8 cyl. 352	3" O.D.-2 1/16" I.D. -5/16" thick	2	B7TZ 1190-A
63/	A(Taxicab)	2 1/2" & 2 11/16" O.D.-to seal 1 15/16" shaft	2	C3SZ 1190-A
62	S "From 5/21/62"		2	
60/	A (except N. Y. Taxicab)	2 1/2" O.D. -1 15/16" I.D. -9/32" thick	2	B5AZ 1190-A
62/	B(drum brakes)		2	
60/62	S "Before 5/21/62"		2	
63/	X (10" x 2 1/4" brakes)		2	
63/	S	2 27/32" major O.D. -2 37/64" minor O.D. -1 15/16" I.D.	2	C6AZ 1190-A
60/	X	2 1/16" O.D.	2	C1DZ 1190-A
1193 GASKET - FRONT BRAKE GREASE BAFFLE				
62/	B,X(10" brakes)		2	C2OA 2026-A
61/64	S		2	B4A 1193-A
1195 WASHER - FRONT SPINDLE NUT TO OUTER BEARING				
60/	A,B,S	1 21/32" O.D. -3/32" thick	2	C2AZ 1195-A
63/	X (10" x 2 1/4" brakes)		2	
60/	X	1 7/16" O.D. -3/32" thick	2	C1DD 1195-A
1201 CONE and ROLLER ASSY. - FRONT WHEEL INNER BEARING				
60/62	A Special (4 & 6/B carb.)-8 cyl. 352,390-for special duty performance	1 5/8" I.D. - stamped LM 501349	2	B7A 4221-A
60/	A (drum brakes)	1 1/4" I.D. -2 21/64" O.D. -stamped LM 67048	2	B5A 1201-A
62/	B		2	
60/64	S		2	
63/	X (10" x 2 1/4" brakes)		2	
60	X	Differential-1 3/8" I.D. -2 9/16" O.D. -stamped LM 48548	2	B7C 1201-A
60/	X	1 1/16" I.D. -stamped L44649	2	C0DD 1201-A
1202 CUP - FRONT WHEEL INNER BEARING				
60/	A(drum brakes)	Stamped LM 67010	2	B5A 1202-A
62/	B		2	
60/64	S		2	
63/	X (10" x 2 1/4" brakes)		2	
60	X	Differential-Stamped LM 48510	2	B7C 1202-A
60/	X	1 63/64" O.D. -stamped L 44610	2	C0DD 1202-A
1210 RING ASSY. - WHEEL TRIM				
60/63	X		4	C0DD 1210-A

YEAR	MODEL	DESCRIPTION	QTY.	PART NUMBER
1211 KIT - WHEEL TRIM RING-WHITE				
60/	All with 13" wheels		1	C5AZ 1211-A
60/	All with 14" wheels		1	C5AZ 1211-B
1216 CONE and ROLLER ASSY. - FRONT WHEEL OUTER BEARING				
60	A Special (4/B carb.)-8 cyl. 352	Stamped 1380	2	AA 1216-A
60/	A(drum brakes)	Stamped LM 11949	2	B5A 1216-A
62/	B		2	
60/62	S		2	
63/	X (10" x 2 1/4" brakes)		2	
60/	X	11/16" I. D. - stamped LM 11749	2	C0DD 1216-A
63/	S	Stamped M 12649	2	C3SZ 1216-A
1217 CUP - FRONT WHEEL OUTER BEARING				
60/	A(drum brakes)	Stamped LM 11910	2	B5A 1217-A
62/	B		2	
60/62	S		2	
63/	X (10" x 2 1/4" brakes)		2	
60/	X	1 37/64" O. D. - stamped LA 11710	2	C0DD 1217-A
63/	S	Stamped M 12610	2	C3SZ 1217-A
1225 BEARING ASSY. - REAR WHEEL				
60/	A(except P/C & Heavy Duty S/W)	1 3/8" I. D. -2 53/64" O. D. -stamped RW207CE,	2	B7AZ 1225-A
62/	B	2-3538 or F207AKK29-(medium)-includes	2	
61	S	C9OZ 1180-A retainer	2	
63/	X(8 cyl.)		2	
60/	X(54, 58, 62, 64)	1 13/16" I. D. -2 7/16" O. D. -stamped 88506-AR-	2	C0DZ 1225-A
		(extra small)-includes C0DW 1180-A retainer		
60/	X(Taxicab, S/D, S/W, 66)	1 21/64" I. D. -2 43/64" O. D. -stamped RWF34R-	2	C0DZ 1225-C
		(small)-includes C0DW 1180-B retainer		
60/	S	1 17/32" I. D. -3 5/32" O. D. -stamped 88128-	2	C9AZ 1225-A
60/	A (Heavy Duty S/W, P/C)	(large)-includes C9AZ 1180-A retainer	2	
1377 BRACE - SPARE WHEEL				
60/	X (54, 58, 62, 63, 64, 76)		1	C0DB 1377-A
1A379 WRENCH - SPARE WHEEL LOCK BOLT				
61/	A		1	C1AB 1A379-A
1386 LOCK ASSY. - SPARE WHEEL				
61/	A(S/W)	Includes keys	1	C1AZ 1386-A
63/	B(71)		1	
61/	A(S/W)	Consists of 1-C1AB 1A379-A Wrench 1-C1AB 1440-B Bolt 1-C1AZ 1386-A Lock & Keys Assy.	1	C1AZ 1386-C
61/	A (except S/W)	Consists of 1-C1AB 1A379-A Wrench 1-C1AB 1440-A Bolt 1-C1AZ 1386-A Lock & Keys Assy.	1	C1AZ 1386-B
1440 BOLT - SPARE WHEEL LOCK				
61/	A (except S/W)	3/8"-16 x 6 1/4"	1	C1AB 1440-A
61/	A(S/W)	3/8"-16 x 8"	1	C1AB 1440-B
1446 CLAMP - SPARE WHEEL - Also Refer to Group 17091				
60	A(S/W)	"Before 3/7/60"	1	BA 1446-A
60/	X (66)		1	
62/	S	With wire wheels	1	
1448 BOLT - SPARE WHEEL CARRIER				
- A -				
60	A(except 71)	3/8"-16 x 7 7/8"	1	B5A 1448-B
60/64	A(71)	3/8"-16 x 9"	1	C0AB 1448-C
61/64	A(except 71)	3/8"-16 x 6 3/4"	1	B7A 1448-A
- B -				
62	B	3/8"-16 x 6 3/4"	1	B7A 1448-A
63	B(71)	3/8"-16 x 2 11/16"	1	C3OZ 1448-A
63/	B(except 71)	3/8"-16 x 6 3/4"	1	B7A 1448-A
64/	B(71)	3/8"-16 x 3 3/4"-includes plate	1	C0DZ 1448-B
- S -				
60/63	S	3/8"-16 x 6 3/4"	1	B7A 1448-A
64	S	3/8"-16 x 7 7/8"	1	B5A 1448-B
	S	3/8"-16 x 9 3/16"-3 1/4" thread length	1	C6OZ 1448-A

YEAR	MODEL	DESCRIPTION	QTY.	PART NUMBER
1448 BOLT - SPARE WHEEL CARRIER - continued				
- X -				
60/	X(S/D, 71)	3/8"-16 x 3 3/4"-includes plate	1	C0DZ 1448-B
60/	X(66)	Rod (spare wheel mounting)	1	C0DB 6647114-A
60	A, S	Retainer (bolt to rear sill panel)- spring type	1	74274-S(R3)
60/	X(except S/D & S/W)	Bolt-3/8"-16 x 7"-carriage	1	359808-S2 (BB198M)
60/	X (66)	Pin (rod)-self-locking	1	352358-S(NN127)
64	B (71)	Washer-flat-39/64"	1	359820-S8(XX203)
1462 NUT - SPARE WHEEL CARRIER BOLT				
60	A (except S/W)	Wing-3/8"-16	1	B9AZ 1462-A
64/	S		1	
60/	X		1	
63/	B(71)		1	
63/	B (S/W)	1/2"-20 x 1" long	1	B5C 1462-A
62/	X	Washer-flat (nut to jack base)-39/64"	1	359820-S8(XX203)
1508 TIRE CASING - SNOW				
60/	A	15" x 7.75"-Black side wall-General tire	AR	C8AZ 1508-A
60/	A	15" x 7.75"-White side wall-General tire	AR	C8AZ 1508-B
60/	A, S	15" x 8.25"-Black side wall-General tire	AR	C8AZ 1508-C
60/	A, S	15" x 8.25"-White side wall-General tire	AR	C8AZ 1508-D
60/	A(71)	15" x 8.55"-Black side wall-General tire	AR	C8AZ 1508-G
60/	A(71)	15" x 8.55"-White side wall-General tire	AR	C8AZ 1508-H
60/	B, X	14" x 7.75"-Black side wall-General tire	AR	C8OZ 1508-A
60/	B, X	14" x 7.75"-White side wall-General tire	AR	C8OZ 1508-B
62/	B	14" x 7.35"-Black side wall-General tire	AR	C8OZ 1508-C
62/	B	14" x 7.35"-White side wall-General tire	AR	C8OZ 1508-D
60/	X	14" x 6.95"-Black side wall-General tire	AR	C8DZ 1508-A
60/	X	14" x 6.95" White side wall-General tire	AR	C8DZ 1508-B
60/	X	13" x 6.50"-Black side wall-General tire	AR	C6AZ 1508-A
60/	X	13" x 6.50"-White side wall-General tire	AR	C6AZ 1508-B
1705 EXTENSION - TIRE VALVE				
60/	A, B, X	1 1/4" long	4	B7AZ 1705-A
64	A (use with C4AZ 1130-B or C)	1 1/2" long	4	C4AZ 1705-A
62/64	S	1 31/64" long-with wire spoke wheels	4	C2SZ 1705-A
60/	X (with full wheel covers)	7/8" long	4	C0DZ 1705-A
62/	B (with full wheel covers)		4	

YEAR	MODEL RESTRICTIONS	BRAKE SIZE Δ (INCHES)	FRONT	REAR
2001 KIT - BRAKE SHOE and LINING				
- A -				
60	A (exc. 59, 71, P/C, Taxi)	11 x 2 1/2	C0AZ 2001-A	C0AZ 2200-E
	A (59, 71, P/C) (Note 1)	11 x 3 F.R. 11 x 2 1/2	C0AZ 2001-C	*C0AZ 2200-B
	A (Taxi)	11 x 3 bonded W.R. 11 x 2 1/2 bonded W.R.	*C0AZ 2001-E	*C0AZ 2200-D
61	A (exc. 59, 71, P/C, 8 cyl. 390 Special, Taxi)	11 x 2 1/2	C3AZ 2001-B	C3AZ 2001-B
	A (59, 71)	11 x 3 11 x 2 1/2	C2SZ 2001-A	C2AZ 2200-B
	A (P/C, 8 cyl. 390 Special) (Note 1)	11 x 3 F.R. 11 x 2 1/2" F.R.	C3AZ 2001-C	C3AZ 2200-C
	A (Taxi)	11 x 3 bonded W.R. 11 x 2 1/2 bonded W.R.	C3AZ 2001-A	C3AZ 2200-A
62	A (exc. 71, P/C, Taxi)	11 x 2 1/2	C3AZ 2001-B	C3AZ 2001-B
	A (71)	11 x 3 11 x 2 1/2	C3AZ 2001-D	C2AZ 2200-B
	A (P/C) (Note 1)	11 x 3 F.R. 11 x 2 1/2 F.R.	C3AZ 2001-C	C3AZ 2200-C
	A (Taxi)	11 x 3 bonded W.R. 11 x 2 1/2 bonded W.R.	C3AZ 2001-A	C3AZ 2200-A

Δ F.R. - Fade Resistant, W.R. - Wear Resistant

Note 1 - Fade Resistant Brakes Optional on all Models

YEAR	MODEL RESTRICTIONS	BRAKE SIZE Δ (INCHES)	FRONT	REAR	
2001 KIT - BRAKE SHOE and LINING - continued					
- A -					
63/64	A (exc. 71, P/C, Taxi)	11 x 2 1/2	C3AZ 2001-B	C3AZ 2200-E	
	A (71)	11 x 3	C3AZ 2001-D		
	A (P/C)	11 x 2 1/2 F.R.		C3AZ 2200-C	
	A (Taxi)	11 x 3 F.R.	C3AZ 2001-C	C3AZ 2200-C	
	(Note 1)	11 x 2 1/2 F.R.		C3AZ 2200-C	
		11 x 3 bonded W.R.	C3AZ 2001-A		
		11 x 2 1/2 bonded W.R.		C3AZ 2200-A	
- B -					
62	B (exc. P/C, Taxi)	10 x 2 1/4	C3OZ 2001-C		
	B(P/C)	10 x 1 3/4		C2OZ 2200-A	
	B (Taxi)	10 x 2 1/2 F.R.	C6OZ 2001-A	C2OZ 2200-C	
	(Note 1)	10 x 2 F.R.		C2OZ 2200-C	
		10 x 2 1/2 bonded W.R.	C2OZ 2001-E		
		10 x 2 bonded W.R.		C2OZ 2200-B	
63/	B (exc. 71, P/C, Taxi)	10 x 2 1/4	C3OZ 2001-C		
	B (71)	10 x 1 3/4		C3OZ 2200-A	
	B (P/C)	10 x 2 1/2 F.R.	C3OZ 2001-D	C3OZ 2001-D	
	B (Taxi)	10 x 2 F.R.	C6OZ 2001-A	C2OZ 2200-C	
	(Note 1)	10 x 2 1/2 F.R.		C2OZ 2200-C	
		10 x 2 1/2 bonded W.R.	C2OZ 2001-E		
		10 x 2 bonded W.R.		C2OZ 2200-B	
- S -					
60	S	11 x 2 1/2	B9S 2001-A	B9S 2001-A	
62	S	11 x 3	C2SZ 2001-A		
63/64	S	11 x 2 1/2		*C2SZ 2200-A	
		11 x 3	C3SZ 2001-D		
		11 x 2 1/2		C3SZ 2200-B	
- X -					
60/64	X (6 cyl. -54, 58, 62, 63, 64)-	" Before 2/3/64"	9 x 2 1/4	C3DZ 2001-A	
			9 x 1 1/2		C3DZ 2200-A
	X (6 cyl. -59, 66, 71, 76, 78)-	" Before 2/3/64"	9 x 2 1/4	C3DZ 2001-A	C3DZ 2001-A
63/	X (8 cyl.)		10 x 2 1/4	C3OZ 2001-C	
			10 x 1 3/4		C3OZ 2200-A
64/	X (6 cyl. -54, 62, 63)-	" From 2/3/64"	9 x 2 1/4	C4DZ 2001-A	
			9 x 1 1/2		C4DZ 2200-A
	X (6 cyl. -59, 66, 71, 76, 78)-	" From 2/3/64"	9 x 2 1/4	C4DZ 2001-A	C4DZ 2001-A
2004 KIT - BRAKE MASTER CYLINDER REPAIR - Also refer to Group 2140					
YEAR	MODEL	DESCRIPTION	QTY.	PART NUMBER	
60	A (power brakes)-6 cyl.	For 1 1/8" diameter cylinder-consists of	1	C0AZ 2004-B	
60	S (power brakes)	1-C0AA 2A034-A Seat 1-C0AA 2178-A Valve	1		
		1-C0AA 2169-B Piston 1-0A 2180 Boot			
		1-C0AA 2173-A Cup 1-TUCG 7821-A S/ring			
		1-AJ 2174-A S/ring			
60	A (power brakes)-8 cyl.	For 1" diameter cylinder-Consists of	1	C0AZ 2004-C	
61/62	A, B (power brakes)	1-C0AA 2169-A Piston 1-TFAF 2493-A Gasket	1		
60/61	S (power brakes)	" Before 6/9/61"	1		
		1-FAA 2173-A Cup 1-C1TT 7821-A S/ring	1		
		1-51A 2174-A S/ring 1-AJ 22179-A Seat			
		1-AJ 2178-A Valve			
60/64	A, B, X (manual brakes)	" Before 12/10/63"	1	C3AZ 2004-A	
60	S(manual brakes)	For 1" diameter cylinder-Consists of	1		
		1-C3AA 2169-A Piston 1-0A 2180 Boot	1		
		1-C2AA 2173-A Cup 1-AJ 22179-A Seat			
		1-C3AA 2178-A Valve 1-C1TT 7821-A S/ring			
64/	A (manual brakes)	" From 12/10/63"	1	C4AZ 2004-A	
64/	B, X (manual brakes)	" From 12/10/63"	1		
		For 1" diameter cylinder-Consists of			
		1-C3AA 2169-A Piston 1-C4AA 2178-A Valve			
		1-C2AA 2173-A Cup 1-0A 2180 Boot			
		1-C1TT 7821-A Snap ring			
63	A (power brakes)	For 1" diameter cylinder-Consists of	1	C3AZ 2004-B	
63/64	B (power brakes)	"Before 12/10/63"	1		
		1-C3AA 2169-B Piston 1-AJ 22179-A Seat	1		
		1-C2AA 2173-A Cup 1-C1TT 7821-A S/ring			
		1-C3AA 2178-A Valve			

NOTE 1 - Fade Resistant Brakes Optional on all Models Δ F.R. - Fade Resistant W.R. - Wear Resistant

FORD CAR PARTS

SECTION 20

YEAR	MODEL	DESCRIPTION	QTY.	PART NUMBER
2004 KIT - BRAKE MASTER CYLINDER REPAIR - continued - Also refer to Group 2140				
64/	B (power brakes) "From 12/10/63"	For 1" diameter cylinder-Consists of 1-C3AA 2169-B Piston 1-C4AA 2178-A Valve 1-C2AA 2173-A Cup 1-C1TT7821-A Snap ring	1	C4OZ 2004-A
61/64 64/	S (power brakes) "From 6/9/61" A, X (power drum brakes)	For 7/8" diameter cylinder-Consists of 1-C1VV 2A034-A Seat 1-C1VV 2173-A Cup 1-C1SS 2169-A Piston 1-C1VV 2178-A Valve 1-97421-S Ring	1	C1SZ 2004-A

YEAR	MODEL	DESCRIPTION	MFR.	QTY.	PART NUMBER
2005 BOOSTER ASSY. - POWER BRAKE					

- A -					
60	A	Diaphragm type-includes linkage-less master cylinder	B	1	C0AZ 2005-A
61	A	Has reservoir-diaphragm type-includes linkage-less master cylinder	B	1	C1AZ 2005-A
61/63	A	Vertical type-includes linkage-less master cylinder-tag on band C-4201-L-use C1AZ 2309-A repair kit	M	1	C3AZ 2005-A
62	A	Tilted type-includes linkage-less master cylinder-tag on band C-4201-J-use C2AZ 2309-A repair kit	M	1	C2AZ 2005-F
64	A	Vertical type-includes linkage-less master cylinder-tagged C-4201-AM	M	1	C4AZ 2005-A

- B -					
62/63	B	Includes linkage-less master cylinder - tagged C-4202-M	M	1	C2OZ 2005-C
64	B	Tilted type-includes linkage-less master cylinder -tagged C-4202-A	M	1	C4OZ 2005-B

- S -					
60	S	Bellows type	K	1	B8S 2005-A
60	S	Diaphragm type	B	1	*B9SZ 2005-A
61/63	S	Includes linkage-less master cylinder	M	1	C2SZ 2005-A
64	S	Includes linkage-less master cylinder "Before 10/15/63"	M	1	C4SZ 2005-A
64	S	Vertical type-includes linkage-less master cylinder-tagged C-4201-AN "From 10/15/63"	M	1	C4SZ 2005-B

- X -					
64/	X	Includes linkage-less master cylinder	B	1	C5DZ 2005-B
60	A	Clip (rear lamp connector wiring to booster)		1	353547-S2(GG173)
		Lockwasher-5/16"		4	34806-S7(X64)
60	A(6 cyl.)	Bolt (booster to pedal brkt.)-3/8"-16 x 1 5/8"		1	20488-S8(B86)
60	A	Nut (booster to brake pedal)-5/16"-24		1	33798-S8(M62)
60/	A, S	Screw (booster to dash panel)-No. 14 x 5/8"		2	31498-S8(U253B)
61/	A	Locknut (to pedal bracket)-3/8"-16		4	34394-S7-8(M93A)
62/	A, B	Bolt (booster to dash panel)-3/8"-16 x 1 3/8"		4	20448-S8(B83)
		Nut-3/8"-16			33799-S7(M52)
60	S	Bolt (booster to dash panel)-5/16"-24 x 3/4"		2	355208-S7(BB210)
64/	B	Bolt (to dash panel)-3/8"-16 x 1 1/8"		1	354135-S7-8 (BB155A)
64/	A	Screw & Lockwasher (to dash panel)-3/8"-16 x 1"		2or4	43514-S8(U17)

YEAR	MODEL RESTRICTIONS	BRAKE SIZE Δ (INCHES)	FRONT	REAR
2007 KIT - BRAKE SHOE LINING				
60	A (exc. 59, 71, P/I, Taxi) (Note 2)	11 x 2 1/2	C0AZ 2007-F	C0AZ 2007-F
	A (59, 71, P/I) (Note 1)	11 x 3 F.R.	C0AZ 2007-C	
		11 x 2 1/2 F.R.		C0AZ 2007-E
61	A (exc. 59, 71, P/I, 8 cyl. 390 Special, Taxi)(Note 2)	11 x 2 1/2	C2AZ 2007-A	C2AZ 2007-F
	A (59, 71)	11 x 3	C2SZ 2007-A	
		11 x 2 1/2		C1SZ 2007-D
	A (P/I, 8 cyl. 390 Special) (Note 1)	11 x 3 F.R.	C2AZ 2007-B	
		11 x 2 1/2 F.R.		C3AZ 2007-C

Note 1 - Fade Resistant Brakes Optional on all Models Δ F.R. Fade Resistant
 Note 2 - Taxis are equipped with Bonded Wear Resistant Linings-available in 2001 and 2200 Kits Only
 B - Bendix M - Midland-Ross K - Kelsey Hayes
 NOTE 3 - Service Boosters Manufactured From 6/1/65 are identified by number C 4117-D

YEAR	MODEL RESTRICTIONS	BRAKE SIZE Δ (INCHES)	FRONT	REAR
2007 KIT - BRAKE SHOE LINING - continued				
62/64	A (exc. 71, P/I, Taxi) A (71) A (P/I)	(Note 2) 11 x 2 1/2 11 x 3 11 x 2 1/2 (Note 1) 11 x 3 F.R. 11 x 2 1/2 F.R.	C2AZ 2007-A C2AZ 2007-C C2AZ 2007-B	C2AZ 2007-F C2AZ 2007-D C3AZ 2007-C
62	B (exc. P/C, Taxi) B (P/C)	(Note 2) (Note 1) 10 x 2 1/4 10 x 1 3/4 10 x 2 1/2 F.R. 10 x 2 F.R.	C7OZ 2007-A C6OZ 2007-B	C2OZ 2007-B C2OZ 2007-D
63/	B (except 71, P/C, Taxi) B (71) B (P/C)	(Note 2) (Note 1) 10 x 2 1/4 10 x 1 3/4 10 x 2 1/2 F.R. 10 x 2 F.R.	C7OZ 2007-A C3OZ 2007-C C6OZ 2007-B	C3OZ 2007-B C3OZ 2007-C C2OZ 2007-D
60	S	11 x 2 1/2	C0SZ 2007-A	C0SZ 2007-A
61	S	11 x 3 11 x 2 1/2	C2AZ 2007-C	C1SZ 2007-D
62	S	11 x 3 11 x 2 1/2	C2SZ 2007-A	C2SZ 2007-B
63/64	S	11 x 3 11 x 2 1/2	C3SZ 2007-C	C3SZ 2007-D
60/	X (6 cyl. -54, 58, 62, 63, 64) X (6 cyl. -59, 66, 71, 76, 78)	9 x 2 1/4 9 x 1 1/2	C3DZ 2007-A	C3DZ 2007-B C3DZ 2007-A
63/	X (8 cyl.)	10 x 2 1/4 10 x 1 3/4	C7OZ 2007-A	C3OZ 2007-B

YEAR	MODEL	DESCRIPTION	QTY.	PART NUMBER
2012-14 PLATE ASSY. - FRONT BRAKE CARRIER				
- A -				
60	A		2	C0AA 2014-C
61/64	A(11" x 3" self-adjusting brakes)	R. H.	1	C1AZ 2012-A
61/64	A(11" x 3" self-adjusting brakes)	L. H.	1	
64	A(11" x 3" manual-adjusting brakes)	R. H. & L. H.	2	
61/64	A(11" x 2 1/2" brakes)	R. H.	1	C1AZ 2012-B
		L. H.	1	C1AZ 2013-B
61/	A(Taxi)-11" x 3" bonded W.R. brakes	R. H. & L. H.	2	C3AZ 2012-C
- B -				
62/	B(Taxi)-bonded wear resistant brakes	R. H. & L. H.	2	C3OZ 2013-A
62/	B(10" x 2 1/4" brakes)	R. H.	1	C3OZ 2012-B
		L. H.	1	C3OZ 2013-B
62/	B(10" x 2 1/2" brakes)	R. H.	1	C9OZ 2012-A
		L. H.	1	C3OZ 2013-C
- S -				
60	S	R. H. & L. H.	2	C0AA 2014-C
61/62	S	R. H.	1	C1SZ 2012-A
		L. H. -Not replaced	1	*C1SZ 2013-A
63	S	R. H.	1	C3SZ 2012-A
		L. H.	1	C3SZ 2013-A
64	S	R. H.	1	C4SZ 2012-A
		L. H.	1	C4SZ 2013-A
- X -				
60/62	X		2	C0DZ 2014-A
63/64	X(9" x 2 1/4" brakes)	R. H.	1	C4DZ 2012-B
		L. H.	1	C5DZ 2013-B
62/	X(10" x 2 1/4" brakes)	R. H.	1	C3OZ 2012-B
		L. H.	1	C3OZ 2013-B
62/	X(10" x 2 1/2" brakes)	R. H.	1	C9OZ 2012-A
		L. H.	1	C3OZ 2013-C
61/64	S	Bolt (to spindle)-upper-3/8"-24 x 1 3/8" T" hd.	4	375748-S(BB807EA)
62/	B	Bolt (plate to spindle)	6	
63/	X (10" X 2 1/4" brakes)		6	

Note 1 - Fade Resistant Brakes Optional on all Models

 Δ F.R. - Fade Resistant

Note 2 - Taxis are equipped with Bonded Wear Resistant Linings-available in 2001 and 2200 Kits Only

FORD CAR PARTS

SECTION 20

YEAR	MODEL	DESCRIPTION	QTY.	PART NUMBER
2012-14 PLATE ASSY. - FRONT BRAKE CARRIER - continued				
62/	B	Bolt (plate to spindle)-3/8"-24 x 2 3/16"-T"head	2	375381-S(BB8070A)
63/	X (10" x 2 1/4" brakes)		2	
62/	B,X	Locknut-3/8"-24		382832-S (MM169JF)
61/	S	Locknut-3/8"-24	4	34445-S8(M80)
60/	A	Bolt (plate to spindle)-lower-3/8"-24 x 1 1/8"	2	373186-S (B5376A)
60/	A	Bolt (plate to spindle)-lower-3/8"-24 x 1 3/4"	2	373187-S (BB376AD)
63/	X	Bolt (plate to spindle)-3/8"-24 x 1"-special head	6	378493-S (BB709)
60	S		6	
63/	X	Bolt (plate to spindle)-3/8"-24 x 1 53/64"-special head	2	378494-S (BB800)
60	S		2	
63/	A (except 57C, 63C, 65B, 76B)-wear resistant brakes	Bolt (plate to spindle)-lower-3/8"-24 x 1 1/8"-hex. washer head	2	377762-S (BB390W)
63/	A (except 57C, 63C, 65B, 76B)-wear resistant brakes	Bolt (plate to spindle)-lower-3/8"-24 x 1 3/4"-hex. washer head	2	377763-S (BB390X)
		Nut-3/8"-24		382832-S (MM169JF)
		Lockwasher - 3/8"		357629-S7 (XX303)
61/	A	Bolt (plate to spindle)-upper-9/16"-18 x 2"	2	359788-S (BB265A)
		Lockwasher-9/16"		34810-S (X-69)
61	S	Bolt (plate to spindle)-lower-1/2"-20 x 1 13/64"	2	373830-S (BB243A)
61	S	Bolt (plate to spindle)-lower-1/2"-20 x 2 1/2"	2	373831-S (BB258A)
62/64	S	"Before 2/3/64" Bolt (to spindle)-lower-1/2"-20 x 2 3/4"-swage	2	378945-S (BB383E)
64	S	"From 2/3/64" Bolt (to spindle)-1/2"-20 x 1 1/2"-swage	2	378886-S (BB374F)
		Locknut-1/2"-20	4	34449-S7-8 (M85)
2B014 ADAPTER - POWER BRAKE BOOSTER PUSH ROD				
61/63	A (Midland-Ross)		1	C3TZ 2B014-A
61/64	S (Midland-Ross)		1	
62/	B (Midland-Ross)		1	
2B014 BUSHING ASSY. - POWER BRAKE BOOSTER PISTON GUIDE				
64	A, B, S	1 3/16" O. D.	1	C4AZ 2B014-A
2018 SHOE and LINING ASSY. - FRONT BRAKE PRIMARY				
		2018-supplied in 2001 kits	2	
2019 SHOE and LINING ASSY. - FRONT BRAKE SECONDARY				
		2019-supplied in 2001 kits	2	
2A020 PIN - POWER BRAKE BOOSTER LEVER PIVOT				
60/61	A, S	3/8"-24 x 3"-with Bendix boosters	1	B9MM 2A020-B
2021 LINING - BRAKE PRIMARY SHOE				
		2021-for riveting-supplied in 2007 kits	2	
2A021 GUARD - BRAKE MASTER CYLINDER PUSH ROD				
60/61	A	2 3/8" long-with Bendix & Midland-Ross boosters	1	C0AA 2A021-A
60/64	S		1	
64/	A (drum brakes)		1	
2022 LINING - FRONT BRAKE SECONDARY SHOE				
		2022-supplied in 2007 kits	2	
		Rivet (lining)-9/64"x9/32"	40	351915-S (SS14)
		Rivet (lining)-9/64"x 1/4"	96	375991-S (SS23)
2026 GASKET - FRONT BRAKE GREASE BAFFLE - Refer to Group 1193				
2027 PIN - BRAKE SHOE ANCHOR				
60/61	A (Taxi)-11" x 3" bonded W. R. brakes	Front-3 grooves-15/16"-16 x 2 29/32"	2	C0AA 2027-C
60/61	A (11" x 2 1/2" brakes)	Front-15/16"-16 x 2 19/32"	2	B7A 2027-B
60	S		2	
60/61	A (11" x 3" brakes)-except Taxi	Front-4 grooves-15/16"-16 x 2 7/8"	2	COMM 2027-B
62/	A (11" x 2 1/2" brakes)	Front-5/16"-16 x 2.643"	2	C2AZ 2027-D
62/	A (11" x 3" brakes)-except Taxi	Front-15/16"-16 x 2.893"	2	C2AZ 2027-E
62/	A (Taxi)-11" x 3" bonded W. R. brakes	Front-15/16"-16 x 2.923"	2	C3AZ 2027-A
60/	A, S	Nut (front anchor pin)-15/16"-16	2	359398-S (MM126)
		Lockwasher-61/64"		358771-S (XX340)
60/	A, S	Nut (rear anchor pin)-5/8"-18	2	33850-S8 (M72)
		Lockwasher-5/8"		34811-S2 (X71)
2028 PLATE - REAR BRAKE SHOE ANCHOR GUIDE				
61/	A, S	Front & rear	AR	COMM 2028-A

YEAR	MODEL	DESCRIPTION	QTY.	PART NUMBER
2031-2 BRACKET - POWER BRAKE BOOSTER MOUNTING				
62	A (with S/T)	R. H. -Midland-Ross	1	C2AZ 2031-A
		L. H. -Midland-Ross	1	C2AZ 2032-A
64/	B(drum brakes)	Front-Midland-Ross	1	C4OZ 2031-A
		Rear-Midland-Ross	1	C4OZ 2032-A
2035-6 SPRING - BRAKE SHOE RETRACTING				
- A -				
60/62	A(manual-adjusting brakes) - "Before 6/15/62"	Front & rear-4 7/16" long-Brown	8	B5A 2035-A
62	A(manual-adjusting brakes) - "From 6/15/62"	Front & rear-4 9/16" long-18 1/2 coils-Red	8	C1VV 2035-A
60/62	A(11" x 3" brakes)	Front-lower-shoe to shoe-7 3/4" long-(12) 5/8" dia. coils	2	B7A 2035-A
63/	A(11" x 3" brakes)	Front-lower-shoe to shoe-7 13/16" long-(7) 5/8" dia. coils at each end-Red	2	C3AZ 2035-A
63/	A(manual adjusting brakes)	Front & rear-4 9/16" long-(17 1/2) 5/8" dia. coils-Red	8	C3SZ 2035-A
61/64	A(self-adjusting brakes)	Front & rear-primary-2 15/16" long-Red	4	COMM 2036-A
61/	A(self-adjusting brakes)	Front & rear-secondary-4 19/32" long-Black	4	COMM 2035-A
- B -				
62/	B	Front & rear-primary-4 9/64" long-(12 1/2) 9/16" dia. coils & (4) 23/32" dia. coils-Green	4	C2OZ 2035-C
62/	B(Taxi)	Front & rear-secondary	4	
62/	B(except Taxi)	Front & rear-secondary-4 1/64" long-(18 1/2) 35/64" dia. coils-Yellow	4	C2OZ 2035-A
62/	B	Front-lower-shoe to shoe-6 13/16" long-(6 1/4) 5/8" dia. coils at each end-Blue	2	C2OZ 2035-D
- S -				
61	S	Front-primary	2	COMM 2036-A
61	S	Front-secondary	2	COMM 2035-A
60/61	S	Rear-primary & secondary	4	B5A 2035-A
60	S	Front-lower-shoe to shoe	2	B7A 2035-A
62	S	Front-4 9/16" long-18 1/2 coils-Red	4	C1VV 2035-A
62	S	Rear-4 7/16" long-19 1/2 coils-Purple	4	C1VV 2296-A
63/64	S	Front-4 9/16" long-(17 1/2) 5/8" dia. coils-Red	4	C3SZ 2035-A
63/	S	Rear-4 31/64" long-(16 1/2) 3/4" dia. coils-Yellow	4	C3SZ 2296-A
- X -				
60/62	X	Front & rear-3 33/64" long-(11 1/2) 11/16" dia. coils-Black	8	C3DZ 2035-A
63/	X(9" brakes)	Front	4	
63/	X(9" brakes)-S/D, S/W, 66, 76	Rear	4	
62/	X(10" brakes)	Front-lower-shoe to shoe-6 13/16" long-(6 1/4) 5/8" dia. coils at each end-Blue	2	C2OZ 2035-D
63/	X(9" brakes)-except S/D, S/W, 66, 76	Rear-3 33/64" long-(12 1/2) 39/64" dia. coils-Blue	4	C3DZ 2296-A
63/	X(10" brakes)	Front & rear-primary-4 9/64" long-(12 1/2) 9/16" dia. coils & (4) 23/32" dia. coils-Green	4	C2OZ 2035-C
63/	X(10" brakes)	Front & rear-secondary-4 1/64" long-(18 1/2) 35/64" dia. coils-Yellow	4	C2OZ 2035-A
2A038 RESERVOIR ASSY. - POWER BRAKE BOOSTER				
60	A		1	C0AA 2A038-A
61	A		1	C1AA 2A038-B
61/	S		1	
60	S		1	B9SZ 2A038-A
60/61	A (1962/ S)	Nut (reservoir to fender apron)-5/16"-24	2	33798-S8(M62)
60	S	Nut (reservoir to splash shield)	2	
		Lockwasher-5/16"		34806-S7(X64)
61/	S (76A)	"O" ring (reservoir bolt)	1	IP 77265-B
@ 2A040 TUBE ASSY. - BRAKE MASTER CYLINDER TO CONNECTOR				
60/61	A (1961/64 S)	Connector (tube to master cylinder)-3/16" tube	1	358165-S(II-65)
60/64	A(6 cyl.)	Fitting (tube to master cylinder)-3/16" tube-45° elbow	1	87495-S(I-28D)
60/64	A(8 cyl.)	Connector (tube to master cylinder)-3/16" tube	1	87531-S(I-11)
60/	B		1	
62/	A	Tee (tube to master cylinder)-1/8" pipe thread-	1	375776-S
62/64	B	3/16" tube	1	(II-146BA)

@ Replacement tubes except as indicated by part number are to be made from bulk tubing stock listed by size and part number under basic Group 2269. Insulators are to be improvised from rubber hose, friction tape, etc., as required.

YEAR	MODEL	DESCRIPTION	QTY.	PART NUMBER
@ 2A040 TUBE ASSY. - BRAKE MASTER CYLINDER TO CONNECTOR - continued				
64	S(with Automatic trans. & Power Brake booster)	Elbow (outlet tube)-90°	1	87380-S(134A)
62/	B	Clip (to side member)	1 or 2	372323-S(GG154B)
		Fitting 3/16" tube-3/8" -24	AR	87942-S8 (I-20)
		Nut-3/16" tube-7/16"-24	AR	358609-S8(MM103)
		Nut-3/16" tube-3/8" -24	AR	381809-S36 (MM105D)
		Fitting-1/4" tube-7/16" -24	AR	87943-S8(I-21)
2041 SCREW - BRAKE ADJUSTING				
60	A, S	Front & rear-1/2"-20 x 2 1/2"	4	B7A 2041-A
61/	A(with manual adjusters)	Front & rear-R. H. & L. H.	4	
61/	A(with self-adjusters)	Front & rear-L. H. -7/16"-20 x 2 1/2"	2	C1AZ 2041-A
61/	A(with self-adjusters)	Front & rear-R. H. -7/16"-20 x 2 1/2"	2	C4TZ 2041-A
62/	B(Taxi)	Front & rear-7/16"-20 x 2 1/4"	4	8A 2041
62/	B (except Taxi)	Front & rear-R. H. -7/16"-20 x 2 1/4"-stamped "R" has 3 double nibs equally spaced	2	C2OZ 2041-A
63/	X		2	
62/	B (except Taxi)	Front & rear-L. H. -7/16"-20 x 2 1/4"-stamped "L" has 3 double nibs equally spaced	2	C2OZ 2041-B
63/	X		2	
61/62	S	Front & rear-R. H.	2	C1VV 2041-A
61/62	S	Front & rear-L. H.	2	C1AZ 2041-B
63/	S	R. H.	AR	C3SZ 2041-A
63/	S	L. H.	AR	C3SZ 2041-B
60/62	X	Front & rear-3/8"-24 x 2 1/4"	4	C2DZ 2041-A
2042 LINK - BRAKE SHOE TO CYLINDER				
60/	A, B	Front & rear-2 1/16" long	8	B7A 2042-A
60/62	S	Front & rear	8	
60	X	Rear	4	
63/	X(10" brakes)	Front & rear	8	
63/	S	1 7/8" long	AR	C3SZ 2042-A
2044 GASKET - FRONT BRAKE CARRIER PLATE TO SPINDLE				
60/61	A	2 3/8" I. D.	2	B7A 2044-A
63	A (Taxi)		2	
60/62	S		2	
64	A (Taxi)	2 3/8" I. D.	2	B7AZ 2044-A
62/64	A (except Taxi)	"Before 3/9/64" 2 13/16" I. D.	2	C2AZ 2044-A
64/	A (except Taxi)	"From 3/9/64" 2 13/16" I. D.	2	C2AZ 2044-B
62/	B	2" I. D.	2	C2OZ 2044-A
63/	X (10" brakes)		2	
63/64	S		2	C1VV 2044-A
63/	X (9" brakes)	2 3/8" I. D.	2	C4DZ 2044-A
2047 NUT - BRAKE ADJUSTING SCREW				
60	A, S	Front & rear-1/2"-20-three grooves on body for identification	4	B7A 2047-A
61/62	A(with manual adjusters)	"Before 6/15/62" Front & rear-R. H. & L. H.	4	
61/	A(with self-adjusters)	Front & rear-L. H.	2	C1AZ 2047-A
62/	A(with manual adjusters)	"From 6/15/62" Front & rear-R. H. & L. H.	4	
61/62	S	Front & rear-L. H.	2	
61/	A(with self-adjusters)	Front & rear-R. H.	2	C2AZ 2047-A
61/62	S	Front & rear-R. H.	2	
62/	B (Taxi)	Front & rear-7/16"-20-three grooves on body for identification	4	AD 2047-A
62/	B (except Taxi)	Front & rear-R. H. -7/16"-20 x 2 1/8"	2	C2OZ 2047-A
63/	X(10" brakes)	Front & rear-R. H.	2	
62/	B (except Taxi)	Front & rear-L. H. -7/16"-20 x 2 1/8"	2	C2OZ 2047-B
63/	X(10" brakes)	Front & rear-L. H.	2	
63/	S	R. H.	AR	C3SZ 2047-A
63/	S	L. H.	AR	C3SZ 2047-B
60/62	X	Front & rear -3/8"-24 x 2 3/32"-1 groove	4	C1DD 2047-A
63/	X(9" brakes)	Front & rear-R. H. -7/16"-20 x 2 1/8"-2 grooves	2	C3DZ 2047-A
63/	X(9" brakes)	Front & rear-L. H. -7/16"-20 x 2 1/8"-1 groove	2	C3DZ 2047-B

@ Replacement tubes except as indicated by part number are to be made from bulk tubing stock listed by size and part number under basic Group 2269. Insulators are to be improvised from rubber hose, friction tape, etc., as required.

YEAR	MODEL	DESCRIPTION	QTY.	PART NUMBER			
2A047 HOSE - POWER BRAKE BOOSTER RESERVOIR TO MANIFOLD - Make from B4C 4090-A							
60	A (except 8 cyl. 352)	Nipple (hose to manifold)	1	354316-S(II-132)			
60	A(6 cyl.)	Elbow (hose to manifold)-3/8"-18-90°	1	371737-S(II-10)			
61/62	A (6 cyl.)	Elbow (hose to intake manifold)-1/4"-18	1	374044-S(II-187G)			
61/	A (8 cyl. 292)	Nipple (hose to manifold)	1	353652-S(II-4)			
62/	A(8 cyl. 352, 390)	Elbow (hose to manifold)-3/8"-18-90°	1	374632-S(II-11A)			
63/64	A (6 cyl.)	"Before 10/1/63"	1	376871-S(1122D)			
64	A (6 cyl.)	"From 10/1/63"	1	353793-S(II-3)			
63/	S	Clip (hose to windshield wiper line)	1	353547-S2(GG173)			
61/	S	Tee-1/4"-3/8" hose	1	374759-S(II98)			
2A048 SOCKET - BRAKE ADJUSTING SCREW							
60	A, S	Front & rear-11/16" O. D. -1 3/32" long-one groove	4	B7A 2048-A			
61/	A, S	Front & rear-5/8" O. D. -1 7/64" long-3 grooves	AR	C1AA 2048-A			
60/62	X	Front & rear-9/16" O. D. -1" long-3 ribs	2	C2DZ 2048-A			
62/	B (Taxi)	Front & rear-1" long-three grooves	4	AD 2048-A			
62	B (except Taxi)	Front & rear-5/8" O. D. -1" long	4	C2OZ 2048-A			
63/	B (except Taxi)	Front & rear-5/8" O. D. -31/32" long	4	C3OZ 2048-A			
63/	X(10" brakes)	Front & rear	4				
63/	X(9" brakes)	Front & rear-5/8" O. D. -1" long	4	C3DZ 2048-B			
61/	S	Washer-flat-.474" I. D.	4	373498-S(XX188)			
62/	A, B		4				
63/	X		4				
@ 2A048 TUBE ASSY. - FRONT BRAKE TUBE FITTING TO CONNECTOR							
		Nut-3/16" tube-3/8"-24	AR	87942-S8(I-20)			
2A049 SPRING - BRAKE ADJUSTING SCREW							
60	A, S	Front & rear-5/8" diameter-3 1/4" long	4	H 2049			
61/	A (manual-adjusting brakes)	Front & rear	4				
61/	A, B (self-adjusting brakes)	Front & rear-3/4" dia. -3 1/8" long-Blue	4	C1SS 2049-A			
63/	X(10" brakes)	Front & rear	4				
61/62	S	Front & rear	4				
61	S	Rear-L. H. -Red-Refer to T. S. B. #456 dated 1-30-61 & T. S. B #476 dated 6-19-61	1	C1SS 2049-B			
63/	S	Front & rear-49/64" dia. -3 13/32" long-21 1/2 coils-Red	AR	C3SZ 2049-A			
60/62	B, X (manual-adjusting brakes)	Front & rear-7/16" diameter-3 1/4" long	4	8A 2049			
63/	X(9" brakes)	Front & rear-35/64"-3 15/64" long-25 1/2 coils-Green	4	C3DZ 2049-B			
2A051 BRACKET - BRAKE LINE SUPPORT							
60	X(59, 66, 71)		1	C3DZ 2A051-B			
2061-2 CYLINDER ASSY. - FRONT BRAKE							
YEAR	MODEL	LOCATION	DIAMETER (Inches)	IDENTIFICATION (Paint Daub or Strip)	QTY.	PART NUMBER	
						CYLINDER ASSY.	REPAIR KIT
60/	A	R. H.	1 3/32	1-Blue	1	C5AZ 2061-A	C3AZ 2221-A
60	S	L. H.			1	C5AZ 2062-A	C3AZ 2221-A
62/	B, X(10" x 2 1/4" brakes)	R. H.	1 1/8	2-White	1	C3OZ 2061-B	C3OZ 2221-B
		L. H.			1	C3OZ 2062-B	C3OZ 2221-B
62/	B (10" x 2 1/2" brakes)	R. H.	1 1/16	2-Red	1	C3OZ 2061-C	C3OZ 2221-C
		L. H.			1	C3OZ 2062-C	C3OZ 2221-C
60/64	X(9" x 2 1/4" brakes)	R. H.	1 1/16	1-Red	1	C5DZ 2061-A	C1DZ 2221-A
		L. H.			1	C5DZ 2062-A	C1DZ 2221-A
61/62	S	R. H.	1 3/32		1	C2VY 2061-A	C3AZ 2221-A
		L. H.			1	C2VY 2062-A	C3AZ 2221-A
63/64	S	R. H.	1 3/32		1	C2VY 2061-A	C3AZ 2221-A
		L. H.			1	C2VY 2062-A	C3AZ 2221-A
YEAR	MODEL	DESCRIPTION			QTY.	PART NUMBER	
62/	B	Bolt (cylinder to carrier plate)-5/16"-18 x 1/2"			4	20310-S8(B48)	
60/	A				4		
60/64	S				4		
63/	X (10" x 2 1/4" brakes)				4		
60/	X	Lockwasher-5/16"				* 34941-S7	
		Screw & washer (cylinder to carrier plate)-1/4"-28 x 3/8"			4	42741-S7-8(U2)	

@ Replacement tubes except as indicated by part number are to be made from bulk tubing stock listed by size and part number under basic Group 2269. Insulators are to be improvised from rubber hose, friction tape, etc., as required.

FORD CAR PARTS

SECTION 20

25

YEAR	MODEL	DESCRIPTION	QTY.	PART NUMBER
2066 CUP - BRAKE SHOE HOLD DOWN SPRING - Also refer to Group 2A094				
60/	A, B, S		AR	B7A 2066-A
63/	X (10" brakes)	Front & rear	16	
64/	X (9" brakes)	Front & rear	8	
2068 SPRING - BRAKE SHOE HOLD DOWN - Also refer to Group 2A094				
60	A, S	23/32" O. D. -1 1/16" long	8	H 2068
61	S	Front-upper	4	
62	S	Front & rear-upper	8	
62/64	A (self-adjusting brakes)	Front & rear-lower	8	
62/	B	Front & rear-primary	4	
62/	B (Taxi)	Front & rear-secondary	4	
63/	X (10" brakes)	Front & rear-primary	4	
61	A	Front-upper-3/4" O.D. -1 3/16" long-Brown	4	C1SS 2068-A
62/64	A (self-adjusting brakes)	Front & rear-upper	8	
61	A, S	Rear-upper & lower	8	
62	S	Rear-lower	4	
61	A	Front-lower-3/32" long-Black	4	TDAA 2068-A
61/62	S	Front-lower	4	
62/	B (except Taxi)	Front & rear-secondary	4	
63/	X (10" brakes)	Front & rear-secondary	4	
63/	S	Front & rear-upper 41/64" O. D. -1 1/16" long-5 1/4 coils-Silver	AR	C3SZ 2068-A
63/	A (manual-adjusting brakes)	Front & rear	AR	
63/	S	Front & rear-lower-47/64" O.D. -1 1/8" long-5 1/4 coils-Purple	AR	C3SZ 2068-B
64	X (9" brakes)	Front & rear-primary-.802" long-Gray	4	C4DZ 2068-A
64	X (9" brakes)	Front & rear-secondary-.886" long-Bronze	4	C4DZ 2068-B
2069 PIN - SHOE HOLD DOWN SPRING				
60/	A (11" x 3" brakes)	Front-2 37/64" long	AR	B8E 2069-A
61/64	S	Front	AR	
60/	A (11" x 2 1/4" & 11" x 2 1/2" brakes)	Front & rear-2 5/16" long-stamped "I"	AR	B7A 2069-A
62/	B, X (10" x 2" brakes)	Rear	4	
62/	B, X (10" brakes)	Front	4	
60	S	Front & rear	AR	
61/	S	Rear	AR	
62/	B, X (10" x 1 3/4" brakes)	Rear-2 3/32" long-stamped "8"	4	8A 2069-A
64/	X (9" brakes)	Front & rear	4	
63/	B (10" x 2 1/2" brakes)	Rear-2 15/32" long-stamped "6"	4	B7T 2069-A
2073 BRACKET - REAR BRAKE HOSE SUPPORT - Also refer to Group 2082				
60/64	A		1	C0AA 2073-B
62	B		1	C2OZ 2073-A
63/	B (except S/W)		1	
63/	B(S/W)		1	C4OZ 2073-A
64/	S		1	C4SZ 2073-A
62/	A, S	Screw (hose to frame)-5/16"-18 x 7/8"-tapping	1	40182-S(U269)
62/	B	Screw (hose to underbody)-5/16"-18 x 1/2"-tapping	1	40923-S8(U264)
64/	S	Screw (to cross member)-5/16"-18 x 5/8"-tapping	1	40936-S8(U265)
2B073 SEAL - BRAKE VACUUM BOOSTER CHECK VALVE - Also refer to Group 2B176				
64/	A, B (Midland-Ross)		1	C3TZ 2B073-A
64	S (Midland-Ross)		1	
2074 CONNECTOR - BRAKE PIPE - REAR				
60/	A		1	C0AZ 2074-A
62	B		1	C2OZ 2074-A
63/	B (except S/W)		1	
63/	B(S/W)		1	C3OZ 2074-A
64/	B Special (8 cyl. 289 4/B carb.)		1	
60/63	X		1	B7A 2074-B
64/	X		1	C4DZ 2074-A
2B074 RING - BRAKE VACUUM BOOSTER BELLOWS WEAR				
64/	A, B (Midland-Ross)		1	C3TZ 2B074-A
64	S (Midland-Ross)		1	

YEAR	MODEL	DESCRIPTION	QTY.	PART NUMBER
2075 CONNECTOR - BRAKE PIPE - FRONT				
60/64	A			
62/	B		1	C1AA 2075-A
60/63	X		1	C2OZ 2075-A
61/62	S	"Before 10/9/61"	1	C0DD 2075-A
62/64	S	"From 10/9/61"	1	
64/	X (with Power Brake Booster)		1	C2SZ 2075-A
64/	X (without Power Brake Booster)		1	C4GY 2075-A
62/	A		1	C4DZ 2075-A
62/64	S	Screw (connector to frame)-5/16"-18 x 7/8"-tapping	1	40182-S(U269)
62/	B	Screw (connector to fender apron)-5/16"-18 x 1/2"-tapping	1	40923-S8(U264)
2076 FITTING - BRAKE MASTER CYLINDER OUTLET				
60	S		1	B8S 2076-A
2078 HOSE ASSY. - FRONT BRAKE				
- A -				
60/64	A	14 1/4" long	2	B4AZ 2078-A
- B -				
62/	B		2	LD 2078-A
- S -				
60	S		2	B4AZ 2078-A
61	S	15 3/4" long	2	C1SS 2078-C
62/64	S	15" long	2	B7AZ 2078-A
- X -				
60/64	X	15" long	2	B7AZ 2078-A
2082 BRACKET - FRONT BRAKE HOSE SUPPORT - Also refer to Group 2073				
60/64	A	R. H.	1	COAA 2082-B
61/64	S		2	C1SS 2082-C
62/	B		2	
60/64	X		2	C0DD 2082-A
61/62	S	Bolt (bracket to underbody)-5/16"-18 x 5/8"	2	20326-S7(B49)
		Lockwasher-5/16"		34806-S7(X64)
62/	A	Before 2/1/67"	2	40182-S(U269)
62/	A		2	40182-S(U269)
62/	B		2	40923-S8(U264)
63/64	S	Screw (bracket to underbody)-5/16"-18 x 1/2"-tapping	2	40923-S8(U264)
		Screw & washer (bracket to underbody) 5/16"-18 x 3/4"	2	42789-S8(U10)
2091 NUT - PARKING BRAKE EQUALIZER LEVER				
60/	A, S	5/16"-24	1	8A 2091
2092 COVER - BRAKE ADJUSTING HOLE				
60/	A, B, S, X	Front & rear-rubber	AR	8A 2092
2B093 PLATE ASSY. - POWER BRAKE BOOSTER END - Also refer to Group 2329				
64/	X		1	C5DZ 2B093-A
2A094 KIT - BRAKE SHOE HOLD DOWN - Also refer to Group 2068				
62	A (Taxi)-rear	Consists of 4-B7A 2066-A Cup 2-H 2068 Spring 2-B7A 2069-A Pin	2	B5AZ 2A094-A
62/	B (Taxi)-front & rear		4	
62/63	S (rear)		2	
61	A (S/W, P/I, Taxi)-front	Consists of	2	C1AZ 2A094-C
61/62	S-front	8-B7A 2066-A Cup 2-TDAA 2068-A Spring 2-C1SS 2068-A Spring 4-B8E 2069-A Pin	2	
61	A (except S/W, P/I & Taxi)-front	Consists of	2	C1AZ 2A094-D
61	A-rear	8- B7A 2066-A Cup 2-TDAA 2068-A Spring	2	
61/62	S-rear	4- B7A 2069-A Pin 2-C1SS 2068-A Spring	2	
62/64	A (Taxi)-front	Consists of 4-B7A 2066-A Cup 2-H 2068 Spring 2-B8E 2069-A Pin	2	C2AZ 2A094-A
62/64	A (S/W, P/I)-front	Consists of 4-B7A 2066-A Cup 1-H 2068 Spring 1-C1SS 2068-A Spring 2-B8E 2069-A Pin	2	C2AZ 2A094-B
62/64	A (except S/W, P/I, Taxi)-front	Consists of	4	C2AZ 2A094-C
62/64	A (except Taxi)-rear	4-B7A 2066-A Cup 1-H 2068 Spring 1-C1SS 2068-A Spring 2-B7A 2069-A Pin	2	

YEAR	MODEL	DESCRIPTION	QTY.	PART NUMBER
2A094 KIT - BRAKE SHOE HOLD DOWN - continued - Also refer to Group 2068				
63/64	A (Taxi)-rear	Consists of	2	C3AZ 2A094-A
63/64	S-rear	4-B7A 2066-A Cup 2-C3SZ 2068-A Spring 2-B7A 2069-A Pin	2	
62/	B, X (10" x 1 3/4" brakes)-rear	Consists of	2	C2OZ 2A094-D
		4-B7A 2066-A Cup 1-TDAA 2068-A Spring 1-H 2068 Spring 2-8A 2069-A Pin		
62/	B (except Taxi)-front	Consists of	2	C2OZ 2A094-E
62/	E, X(10" x 2" brakes-except Taxi)-rear	4-B7A 2066-A Cup 1-TDAA 2068-A Spring	2	
63/	X(10" brakes)-front	1-H 2068 Spring 2-B7A 2069-A Pin	2	
63/	B (10" x 2 1/2" brakes)-rear	Consists of	2	C3OZ 2A094-A
		4-B7A 2066-A Cup 1-TDAA 2068-A Spring 1-H 2068 Spring 2-B7T 2069-A Pin		
63/64	S(front)	Consists of	2	C3SZ 2A094-A
		8-B7A 2066-A Cup 2-C3SZ 2068-B Spring 2-C3SZ 2068-A Spring 4-B8E 2069-A Pin		
60/64	X (9" brakes)-front & rear " Before 2/3/64"	Consists of	2	C0DZ 2A094-A
		4-C0DD 2066-A Retainer 4-C0DD 2068-A Spring		
64	X (9" brakes)-front & rear " From 2/3/64"	Consists of	4	C4DZ 2A094-A
		2-B7A 2066-A Cup 1-C4DZ 2068-B Spring 1-C4DZ 2068-A Spring 2-8A 2069-A Pin		
2106 RETAINER - PARKING BRAKE LEVER				
60/	A, E, S, X		2	91A 2106
60/	A, B, S, X	Washer-spring(parking brake lever pin)-anti-rattle-3/8"	2	351467-S(XX352)
2107 PIN - PARKING BRAKE LEVER				
63/	X(9" brakes)		1	C1SZ 2107-A
2128 KIT - REAR BRAKE CYLINDER REPAIR - Also refer to Group 2261-62				
- A -				
60/64	A	15/16" diameter-consists of	2	B2A 2128-A
		2-8L 2001 Cup 2-96H 2206 Boot		
60/	A	7/8" diameter-consists of	2	C3AZ 2128-A
		2-C3AZ 2201-B Cup 2-96H 2206 Boot		
- B -				
62	B	7/8" diameter-consists of	2	C3AZ 2128-A
		2-C3AZ 2201-B Cup 2-96H 2206 Boot		
62/	B	27/32" diameter-consists of	2	C3OZ 2128-C
		2-C3OZ 2201-F Cup 2-96H 2206 Boot		
62/	B	29/32" diameter-consists of	2	C3OZ 2128-B
		2-C3OZ 2201-E Cup 2-96H 2206 Boot		
63/	B	15/16" diameter-consists of	2	C3OZ 2128-A
		2-C3OZ 2201-B Cup 2-96H 2206 Boot		
- S -				
60	S	29/32" diameter-consists of	2	B9S 2128-A
		2-B9S 2201-A Cup 2-96H 2206 Boot		
61/62	S	7/8" diameter-consists of	2	C3AZ 2128-A
		2-C3AZ 2201-B Cup 2-96H 2206 Boot		
63/	S	15/16" diameter-consists of	2	C3OZ 2128-A
		2-C3OZ 2201-B Cup 2-96H 2206 Boot		
- X -				
60/64	X	13/16" diameter-consists of	2	C0DZ 2128-A
		2-C0DD 2201-A Cup 2-C0DD 2206-A Boot		
60/64	X	7/8" diameter-consists of	2	C0DZ 2128-B
		2-C0DD 2202-B Cup 2-C0DD 2206-A Boot		
63/	X	15/16" diameter-consists of	2	C3OZ 2128-A
		2-C3OZ 2201-B Cup 2-96H 2206 Boot		
63/	X(8 cyl.)	29/32" diameter-consists of	2	C3OZ 2128-B
		2-C3OZ 2201-E Cup 2-96H 2206 Boot		
2B130 GUIDE - POWER BRAKE BOOSTER BODY PISTON				
64	X	1.52" I. D. - 1.99" O. D.	1	C4DZ 2B130-A
2B131 RETAINER - POWER BRAKE BOOSTER BODY PISTON GUIDE				
64	X	1.61" I. D.	1	C4DZ 2B131-A

SECTION 21

YEAR	MODEL	DESCRIPTION	QTY.	PART NUMBER			
2B132 STOP - POWER BRAKE BOOSTER CONTROL VALVE PISTON							
64/	X		1	C4DZ 2B132-A			
2133 NUT - BRAKE MASTER CYLINDER TO FRONT BRAKE CONNECTOR TUBE							
60/64	A, S	3/8"-24	1	AD 2133-A			
64/	S	Front brake pipe to hose	2				
2140 CYLINDER ASSY. - BRAKE MASTER							
YEAR	MODEL	DESCRIPTION	DIAMETER	QTY.	CYLINDER ASSY.	REPAIR KIT	
- A -							
60/61	A (with P/B)	Less push rod	1	1	C0AZ 2140-B	C0AZ 2004-C	
60/64	A (without P/B)-	"Before 12/10/63"	Less push rod	1	1	C3AZ 2140-B	C3AZ 2004-A
62	A (with P/B)	Less push rod	1	1	C4OZ 2140-A	C4OZ 2004-A	
63	A (with P/B)	Less push rod	1	1	C3AZ 2140-A	C3AZ 2004-B	
64	A (without P/B)-	"From 12/10/63"	Less push rod	1	1	C4AZ 2140-B	C4AZ 2004-A
64	A (with P/B)	Less Push Rod	7/8	1	C1SZ 2140-A	C1SZ 2004-A	
- B -							
62/64	B (without P/B)-	"Before 12/10/63"	Less push rod	1	1	C3AZ 2140-B	C3AZ 2004-A
63/64	B (with P/B)	Less push rod	1	1	C4OZ 2140-A	C4OZ 2004-A	
64	B (without P/B)-	"From 12/10/63"	Less push rod	1	1	C4AZ 2140-B	C4AZ 2004-A
- S -							
60	S (without P/B)	Less push rod	1	1	B5A 2140-B	C3AZ 2004-A	
60	S (with P/B & A/C)	Less push rod	1 1/8	1	B8S 2140-A	C0AZ 2004-B	
60	S (with P/B-less A/C)	Less push rod	1	1	B9SZ 2140-A	C0AZ 2004-C	
61	S	"Before 6/9/61"	Less push rod	1	1	C0AZ 2140-B	C0AZ 2004-C
61/64	S	"From 6/9/61"	Less push rod	7/8	1	C1SZ 2140-A	C1SZ 2004-A
- X -							
60/64	X (without P/B)-	"Before 12/10/63"	Less push rod	1	1	C3AZ 2140-B	C3AZ 2004-A
64	X (without P/B)-	"From 12/10/63"	Less push rod	1	1	C4AZ 2140-B	C4AZ 2004-A
64	X (with P/B)	Less push rod	7/8	1	C1SZ 2140-A	C1SZ 2004-A	
YEAR	MODEL	DESCRIPTION	QTY.	PART NUMBER			
60	A-6 cyl. (with Power Brake Booster)	Bolt (cylinder to dash panel)-L.H. - 5/16"-24 x 1 1/4"	1	20427-S8(B158)			
60	A	Bolt (cylinder to brake pedal bracket)	2				
60	A-6 cyl. (with Power Brake Booster)	Bolt (cylinder to dash panel)-R.H. -3/8"-16 x 1 5/8"	1	20488-S8(B86)			
60/63	A, X	Bolt (cylinder to dash panel)-3/8"-16 x 1 3/8"	2	20448-S8(B83)			
60/	A	Bolt (cylinder to brake booster)-5/16"-24 x 1 1/2"	2	20467-S7(B160)			
60/	S	Bolt & retainer assy. (cylinder to dash panel)- 5/16"-24 x 1 1/8"	4	371468-S2(RR26)			
60/	S (with Power Brake Booster)	Bolt (cyl. to pedal support brkt.)-5/16"-24 x 2"	2	20521-S8(B162)			
		Nut-5/16"-24		33798-S8(M62)			
		Washer-flat-5/16"		44722-S8(X19)			
		Lockwasher-5/16"		34806-S7(X64)			
60/	S (except A/C)	Nut (cylinder to booster)-5/16"-24	4	33798-S8(M62)			
		Lockwasher-5/16"		34806-S7(X64)			
		Lockwasher-3/8"		351487-S(XX291)			
62/	B	Bolt (cylinder to dash panel)-3/8"-16 x 1 1/4"	2	359266-S8(BB157)			
64	A, X		2				
		Lockwasher-3/8"		34807-S8(X66)			
2143 ROD ASSY. -BRAKE MASTER CYLINDER PUSH							
60/63	A	6 3/16" long	1	C0AZ 2143-B			
64	A	6" long	1	C4AZ 2143-A			
62/64	B	6 3/16" long	1	C0AZ 2143-B			
60/64	X	5 1/4" long	1	C0DD 2143-A			
60/64	A	Ring (rod to brake pedal)-"C" washer-7/16"	1	372878-S7(XX16)			
62/64	B	I. D. -7/8" O. D.	1				
63/64	X		1				
2145 SPRING and RETAINER ASSY. - BRAKE MASTER CYLINDER PISTON RETURN							
60	A-6 cyl. (with Power Brake Booster)		1	C0AA 2145-A			
60/64	A, B, X	"Before 12/10/63"	1	C3AZ 2145-A			
60/61	S	"Before 6/9/61"	1				
64/	A, B, X	"From 12/10/63"	1	C4AZ 2145-A			
61/64	S	"From 6/9/61"	1	C1VV 2145-A			

FORD CAR PARTS

SECTION 21

29

YEAR	MODEL	DESCRIPTION	QTY.	PART NUMBER
2149 GASKET - BRAKE LINE				
60/	A, E, S, X	39" I. D. -. 62" O. D.	AR	8M 2149
2A150 BUSHING - POWER BRAKE BOOSTER LEVER				
60/61	A	1/2" long	2	B9MM 2A150-A
60/	S		2	
2B152 HUB - POWER BRAKE BOOSTER DIAPHRAGM GUIDE				
62	A	2 13/32" long-use with C2AZ 2005-F tagged	1	C2AZ 2B152-A
2154 GASKET - BRAKE				
60	A, S	Master cylinder outlet-. 51" I. D. -. 70" O. D. Power brake outlet tube to booster	2	91T 2154-A
60	S		2	
2A157 SPRING - POWER BRAKE BOOSTER CONTROL VALVE RETURN				
62/63	A (Midland-Ross)	78" I. D. -. 73" long-4 coils	1	C2AZ 2A157-A
62/	B (Midland-Ross)		1	
64/	X(Bendix)	10 3/4" long	1	C4DZ 2A157-A
2A158 PLATE ASSY. - POWER BRAKE BOOSTER PISTON - FRONT				
61	A		1	C1AA 2A158-A
2162 CAP ASSY. - BRAKE MASTER CYLINDER FILLER				
60/	A, B, X(drum brakes)		1	C5ZZ 2162-A
61/6+	S		1	
60	S		1	AB 2162-C
62/64	S (Sports Roadster)	Chrome	1	C2SZ 2162-A
2167 GASKET - BRAKE MASTER CYLINDER FILLER CAP				
60/	A, B, X(drum brakes)	2 7/8" O. D.	1	C5ZZ 2167-A
61/64	S		1	
60	S	1 41/64" I. D. -1 7/8" O. D.	1	8M 2167
2169 PISTON - BRAKE MASTER CYLINDER				
		2169-supplied in 2004 kits	1	
2173 CUP - BRAKE MASTER CYLINDER PRIMARY				
		2173-supplied in 2004 kits	1	
2174 SNAP RING - BRAKE MASTER CYLINDER PISTON				
		2174-supplied in 2004 kits	1	
2A176-7 LEVER - BRAKE SHOE ADJUSTING				
61/	A, B, S	R. H.	AR	COLL 2A176-A
63/	X(10" brakes)	R. H.	AR	
		L. H.	AR	COLL 2A177-A
63/	X(9" brakes)	R. H.	AR	C3DZ 2A176-B
		L. H.	AR	C3DZ 2A177-B
2B176 GROMMET - BRAKE BOOSTER CHECK VALVE				
64/	X	Rubber-. 86" I. D. -1. 29" O. D.	1	C9AZ 2B176-A
2A178 CABLE ASSY. - BRAKE SHOE ADJUSTING LEVER				
61/	A	11 1/8" long	AR	C1SS 2A178-A
61/62	S		4	
62/	B, X(10" brakes)	9 51/64" long	AR	C2OZ 2A178-A
63/	S	10 15/16" long	AR	C3SZ 2A178-A
63/	X(9" brakes)	8 27/64" long	AR	C3DZ 2A178-A
2A179 GUIDE - BRAKE SHOE ADJUSTING LEVER CABLE				
61/	A, B, S, X		AR	C1SS 2A179-A
2180 BOOT - BRAKE MASTER CYLINDER				
60/	A, B, X(drum brakes)	9/32" & 1 5/16" I. D. -2" long	1	0A 2180
60	S		1	
61/64	A, B, S (Midland-Ross booster)	3/8" & 2" I. D. - 1 15/16" long	1	C1AA 2180-A
61/63	A(Midland-Ross booster)	5/16" & 1 21/64" I. D. - 1 1/2" long-use with	1	C1AZ 2180-A
64/	X(Bendix Booster)	Rubber-1. 57" long-2" O. D.	1	C4DZ 2180-A

YEAR	MODEL	DESCRIPTION	QTY.	PART NUMBER
2A185 VALVE ASSY. - POWER BRAKE BOOSTER CHECK - Also refer to Groups 2365 & 2A411				
60	A(6 cyl.)		1	B9AZ 2A185-C
60	S (with A/C)		1	
60	A-8 cyl. (with C0AZ 2005-A booster)	At manifold	1	B9AZ 2A185-B
60	S (with B9SZ 2005-A booster)-except A/C		1	
61	A, S (Bendix Booster)		1	C1SS 2A185-A
60	S (with B9SZ 2005-A booster)-except A/C	At dash panel-stamped 378629	1	B9AZ 2A185-A
61	A		1	
61/64	A, S (Midland-Ross booster)		1	C1AA 2A185-A
62/	B		1	
60	A(6 cyl.)	Grommet (valve to dash panel)	1	353789-S(KK6)
2194-7 PISTON ASSY. - BRAKE CYLINDER				
- A -				
60/	A(drum brakes)	Front-1 3/32" O. D.	4	COLL 2196-A
60/64	A	Rear-15/16" diameter	4	C3OZ 2196-D
60/	A	Rear-7/8" O. D.	4	8A 2197-A
- B -				
62	B	Rear-7/8" O. D.	4	8A 2197-A
62/	B(10" x 2 1/2" brakes)	Front-1 1/16" O. D.	4	C3OZ 2196-B
62/	B(10" x 2 1/4" brakes)	Front-1 1/8" O. D.	4	C3OZ 2196-A
62/	B	Rear-27/32" diameter-with fade resistant brakes	4	C3OZ 2196-E
62/	B	Rear-29/32" O. D.	4	C3OZ 2196-C
63/	B	Rear-15/16" diameter	4	C3OZ 2196-D
- S -				
60/64	S	Front-1 3/32" O. D.	4	COLL 2196-A
61/62	S	Rear-7/8" O. D.	4	8A 2197-A
63/	S	Rear-15/16" diameter	4	C3OZ 2196-D
- X -				
60/	X (9" x 2 1/4" brakes)	Front-1 1/16" O. D. -includes "O" ring	4	C2DZ 2196-A
60/64	X	Rear -13/16" O. D.	4	C0DD 2195-A
60/64	X	Rear-7/8" O. D.	4	C0DD 2194-C
62/	X(10" x 2 1/4" brakes)	Front-1 1/8" O. D.	4	C3OZ 2196-A
63/	X	Rear-29/32" O. D.	4	C3OZ 2196-C
63/	X	Rear-15/16" diameter	4	C3OZ 2196-D
@ 2A199 TUBE ASSY. - MASTER CYLINDER TO REAR BRAKE TUBE CONNECTOR				
		Fitting-3/16" tube-3/8" -24	AR	87942-S8(I-20)
2200 KIT - REAR BRAKE SHOE and LINING - Refer to Group 2001				
2A200 KIT - POWER BRAKE BOOSTER PISTON PACKING				
60/61	S	Bendix-consists of	1	B9AZ 2A200-A
60	A (8 cyl.)	1-B9MM 2A019-A Expander 1-TBAD 2348-A Felt	1	
61	A	1-B9MM 22381-A Hose 1-B9MM 2356-A Packing	1	
2201-2 CUP - BRAKE CYLINDER				
60/64	A	Rear-15/16" diameter	4	8L 2201
60/	A	Front-1 3/32" diameter	4	C3AZ 2201-A
60/64	S		4	
60/	A	Rear-7/8" diameter	4	C3AZ 2201-B
62	B		4	
61/62	S		4	
62	B	Rear-27/32" diameter	4	C2OZ 2201-E
62/	B, X(10" x 2 1/4" brakes)	Front-1 1/8" diameter	4	C3OZ 2201-C
62/	B	Rear-29/32" diameter	4	C3OZ 2201-E
63/	X		4	
63/	B, X	Rear-15/16" diameter	4	C3OZ 2201-B
63/	S		4	
62/	B(10" x 2 1/2" brakes)	Front-1 1/16" diameter	4	C3OZ 2201-D
60/	X(9" x 2 1/4" brakes)		4	
62/	B	Rear-27/32" diameter	4	C3OZ 2201-F
60	S	Rear-7/8" diameter	4	B9S 2201-A
60/64	X	Rear-13/16" diameter	4	C0DD 2201-A
60/64	X	Rear-7/8" diameter	4	C0DD 2202-B

@ Replacement tubes except as indicated by part number are to be made from bulk tubing stock listed by size and part number under basic Group 2269. Insulators are to be improvised from rubber hose, friction tape, etc., as required.

YEAR	MODEL	DESCRIPTION	QTY.	PART NUMBER
2204-5 SPRING - BRAKE CYLINDER PISTON RETURN				
60/	A(drum brakes)	Front	2	A0A 2205-A
60/64	S		2	
60/63	X(6 cyl.)		2	
64/	X(drum brakes)		2	
63/	B (drum brakes) "From 4/1/63"		2	
60/	A, B, S	Rear-2 3/8" long	2	A0A 2204-A
63/	X(10" brakes)		2	
62/63	B "Before 4/1/63"	Front-1 5/16" long-6 coils	2	C2OZ 2204-A
63	X (8 cyl.)		2	
60/	X(9" brakes)	Rear	2	C0DD 2204-A
2206-7 BOOT - BRAKE CYLINDER - Also Refer to Group 2128 or 2221				
60/	A, B, S, X(except 9" brakes)	Rear	8	96H 2206
60/	A, B, S, X(drum brakes)-except 9" brakes	Front-Replaced by 2221 kit	4	*B8E 2207-A
60/	X(9" brakes)	Front	4	C0DD 2207-A
60/	X(9" brakes)	Rear	4	C0DD 2206-A
2208 SCREW - BLEEDER				
60/	A, S(drum brakes)	Brake cylinder-3/8"-24 x 1 11/64"	AR	8M 2208
62/	A, B	Master cylinder	1	
60/	B, X(drum brakes)	Brake cylinder-1/4"-28 x 59/64"	4	C0DZ 2208-A
2211-12 PLATE ASSY. - REAR BRAKE CARRIER				
- A -				
61/62	A(71)	R. H.	1	C1AA 2211-G
61/64	A (except 71)	L. H.	1	C1AA 2212-G
60/62	A(71)-H/D rear axle & large bearing	R. H.	1	C1AA 2211-H
63/64	A(71)-except H/D axle & fade resistant brakes	L. H.	1	C1AA 2212-H
62/64	A (Taxi)	R. H.	1	C3AZ 2211-A
		L. H.	1	C3AZ 2212-A
64	A(P/I)	R. H.	1	C1AA 2211-H
		L. H.	1	C4AZ 2212-A
- B -				
62/	B (Taxi)-10" x 2" bonded wear resistant brakes	R. H.	1	C2OZ 2211-H
		L. H.	1	C2OZ 2212-G
62/	B (except 71 ,Taxi)-10" x 2" brakes	R. H.	1	C2OZ 2211-G
		L. H.	1	C2OZ 2212-F
62/	B (10" x 1 3/4" brakes)	R. H.	1	C6OZ 2211-D
		L. H.	1	C6OZ 2212-D
63/	B(71)-10" x 2 1/2" brakes	R. H.	1	C3OZ 2211-A
		L. H.	1	C3OZ 2212-A
- S -				
62	S "Before 4/2/62"	L. H.	1	C2SZ 2212-A
63/	S	R. H.	1	C3SZ 2211-A
		L. H.	1	C3SZ 2212-A
- X -				
60/62	X (58, 62, 64)	R. H. -includes anchor pin	1	C0DD 2211-C
62/	X (10" x 1 3/4" brakes)	R. H.	1	C6OZ 2211-D
		L. H.	1	C6OZ 2212-D
62/	X(10" x 2" brakes)	R. H.	1	C6OZ 2211-B
		L. H.	1	C6OZ 2212-B
63	X (9" x 1 1/2" brakes) "Before 2/15/63"	R. H.	1	C3DZ 2211-C
		L. H.	1	C3DZ 2212-C
64	X(9" x 1 1/2" brakes) "From 2/3/64"	R. H.	1	C4DZ 2211-A
		L. H.	1	C4DZ 2212-C
63/64	X(9" x 1 1/2" brakes)-"From 2/15/63 to 2/3/64"	R. H.	1	C3DZ 2211-D
		L. H.	1	C3DZ 2212-D
63/64	X(9" x 2 1/4" brakes) "Before 2/3/64"	R. H.	1	C3DZ 2211-B
		L. H.	1	C3DZ 2212-B
64/	X (9" x 2 1/4" brakes) "From 2/3/64"	R. H.	1	C4DZ 2211-B
		L. H.	1	C4DZ 2212-B

YEAR	MODEL	DESCRIPTION	QTY.	PART NUMBER
2211-12 PLATE ASSY. - REAR BRAKE CARRIER - continued				
61	S	Bolt (plate to rear axle)-3/8"-24 x 1 3/16"	8	378884-S
62/	B		8	(BB307E)
60	A (except S/W)		8	
61/	A		8	
60/	X		8	
		Locknut-3/8"-24		34445-S7(M30)
60/	S/D, S/W, 66, P/I, S	Locknut(plate to rear axle)-1/2"-20	8	34424-S7(M84)
2218-19 SHOE and LINING ASSY. - REAR BRAKE PRIMARY & SECONDARY				
		Supplied in 2200 kits	2	
2221 KIT - FRONT BRAKE CYLINDER REPAIR -				
		Also refer to Group 2061-62		
60/	A	1 3/32" diameter-consists of 2-C3AZ 2201-A Cup 2-B8E 2207-A Boot	2	C3AZ 2221-A
60/64	S		2	
62/	B, X(10" x 2 1/4" brakes)	1 1/8" diameter-consists of 2-C3OZ 2201-C Cup 2-B8E 2207-A Boot	2	C3OZ 2221-B
62/	B (10" x 2 1/2" brakes)	1 1/16" diameter-consists of 2-C3OZ 2201-D Cup 2-B8E 2207-A Boot	2	C3OZ 2221-C
60/64	X (9" x 2 1/4" brakes)	1 1/16" diameter-consists of 2-C3OZ 2201-D Cup 2-C0DD 2207-A Boot	2	*C1DZ 2221-A r/b C1DZ 2221-B (4-69)
@2B221 TUBE ASSY. - FRONT BRAKE INTERMEDIATE				
		Fitting-3/16"tube-3/8"-24	AR	87942-S8(I-20)
2A238 VALVE ASSY. - POWER BRAKE BOOSTER CONTROL				
61/64	A, B, S (Midland-Ross)		1	C4AZ 2A238-A
2240 BAFFLE - FRONT BRAKE GREASE				
62/	B, X(10" brakes)		2	C2OZ 2240-A
62/	B, F, X (10" brakes)		2	C2OZ 2240-A
2244 CLIP - BRAKE PIPE				
60/	S		AR	B4A 2244-A
60/	A	Clip (rear brake tube connector to rear hose to frame)	3	356626-S32(GG22)
61/64	S	Clip (master cylinder to rear brake tube connector tube to dash panel)	1	
61/62	S	Clip (master cylinder to rear brake tube connector tube to underbody)	1	
63/	X		1	
64	S	Clip (right front to dash panel)	1	
64/	S	Clip(front brake tube to side member)	1	372323-S(GG154B)
64/	S	Clip (master cylinder to rear brake hose to side member)	4	373744-S7-8 (GG163P)
60/	X	Clip (brake tube to dash panel)	3	358360-S32(GG143)
60/	X	Screw (R. H. front brake pipe clip to cross member)-No. 12-24 x 1"	1	26546-S7-8(U170B)
60/	A Spec. (4 & 6/B carb.), P/I(8 cyl.352,390,406,427)	Clip (right front brake tube to frame)	3	354417-S32(GG83)
62/	B	Clip assy. (brake tube to dash panel)	AR	376234-S100(GG95)
62/	B	Clip ass'y. (rear brake tube connector to rear brake hose to underbody)	2	
62/	B	Clip assy. (brake tube to underbody)	AR	373842-S100 (GG207)
62/	X		1	
62/	B, X	Grommet (front brake tube to fender apron)	2	354002-S(KK7)
61/63	S	Clip (master cylinder to rear brake hose to side member)	1	358341-S2(GG46)
64/	S	Clip (L. H. front brake tube to side member)	1	375222-S8 (GG154D)
2A246 PLUG - POWER BRAKE BOOSTER CHECK VALVE				
61/	A		1	C ISS 2A246-A
61/63	S		1	
61/63	S	Use to plug tee when heater or A/C not used	1	
@2-2247 TUBE ASSY. - POWER BRAKE BOOSTER TO CARBURETOR				
60	S	Tee-1/4" tube	1	370965-S(II-115)
60	S	Connector (tube to manifold)	1	354447-S(II-80)

@ Replacement tubes except as indicated by part number are to be made from bulk tubing stock listed by size and part number under Basic Group 2269. Insulators are to be improvised from rubber hose, friction tape, etc., as required.

FORD CAR PARTS

YEAR	MODEL	DESCRIPTION	QTY.	PART NUMBER
2248 BOLT - REAR BRAKE CARRIER PLATE				
60/	A, S	1.2"-20 x 1 29/64"	8	C2AZ 2248-A
		Locknut-1/2"-20	8	34424-S7(M84)
2A248 BRACKET ASSY. - POWER BRAKE BOOSTER MOUNTING				
64/	X		1	C4DZ 2A248-A
2261-62 CYLINDER ASSY. - REAR BRAKE - Also refer to Group 2061-62				

YEAR	MODEL	LOCATION	DIAMETER (Inches)	IDENTIFICATION (Paint Daub or Strip)	QTY.	PART NUMBER		
						CYLINDER ASSY.	REPAIR KIT	
60/64	A	R. H.	15/16	1-Brown	1	C3AZ 2261-A	B2A 2128-A	
		L. H.			1	C3AZ 2262-A	B2A 2128-A	
62	B Taxicab only	"Before 1/15/62"	R. H.	7/8	2-Green	1	C2OZ 2261-B	C3AZ 2128-A
			L. H.		1	★C2OZ 2262-B	C3AZ 2128-A	
62/	B		R. H.	29/32	2-White	1	C3OZ 2261-B	C3OZ 2128-B
63/	X (8 cyl.)				1			
			L. H.		1	C3OZ 2262-B	C3OZ 2128-B	
62/	B Taxicab only	"From 1/15/62"	R. H.	27/32	2-Red	1	C3OZ 2261-C	C3OZ 2128-C
			L. H.		1	C3OZ 2262-C	C3OZ 2128-C	
60	S		R. H.	29/32		1	B9S 2261-A	B9S 2128-A
			L. H.		1	B9S 2262-A	B9S 2128-A	
61/62	S		R. H.	7/8	2-Black	1	C3AZ 2261-B	C3AZ 2128-A
60/	A				1			
			L. H.		1	C3AZ 2262-B	C3AZ 2128-A	
63/	S		R. H.	15/16	2-Brown	1	C2VY 2261-A	C3OZ 2128-A
			L. H.		1	C2VY 2262-A	C3OZ 2128-A	
60/64	X			13/16	1-Orange	2	C3DZ 2261-A	C0DZ 2128-A
60/64	X			7/8	1-Green	2	C3DZ 2261-B	C0DZ 2128-B
63/	B, X		R. H.	15/16	2-Blue	1	C3OZ 2261-A	C3OZ 2128-A
			L. H.		1	C3OZ 2262-A	C3OZ 2128-A	

YEAR	MODEL	DESCRIPTION	QTY.	PART NUMBER
60/	A	Bolt (cylinder to carrier plate)-5/16"-18 x 1/2"	4	20310-S8(B48)
60/	B, S		4	
63/	X (10" x 1 3/4" brakes)		4	
		Lockwasher-5/16"		★34941-S7
60/	X	Screw & washer ass'y. (cylinder to carrier	4	42741-S7-8(U2)
@ 2263-4 TUBE ASSY. - FRONT BRAKE				
		Fitting-3/16" tube-3/8"-24		AR 87942-S8(I-20)
		Nut-3/16" tube-7/16"-24		AR 358609-S8(MM103)
		Nut-3/16" tube-1/2"-20		AR 375096-S36 (MM105F)

@ 2-2264 TUBE ASSY. - MASTER CYLINDER TO FRONT BRAKE CONNECTOR

@ 2265 TUBE ASSY. - MASTER CYLINDER TO REAR BRAKE HOSE				
		Fitting-3/16" tube-3/8"-24	AR	87942-S8(I-20)
		Nut-3/16" tube-7/16"-24	AR	358609-S8(MM103)
		Nut-3/16" tube-1/2"-20	AR	375096-S36 (MM105F)
		Clip (tube to front C/M)-1/4"-5/16"	1	383369-S (GG163YH)

2265 TUBE ASSY. - BRAKE and FUEL LINE - STEEL - INCLUDES FLARED ENDS and FITTINGS				
60/	A, B, S, X	3/16" x 12"	AR	B6A 2265-AA
60/	A, B, S, X	3/16" - 20"	AR	B6A 2265-AB
60/	A, B, S, X	3/16" - 30"	AR	B6A 2265-AC
60/	A, B, S, X	3/16" x 40"	AR	B6A 2265-AD
60/	A, B, S, X	3/16" x 51"	AR	B6A 2265-AE
60/	A, B, S, X	3/16" x 60"	AR	B6A 2265-AF
60/	A, B, S, X	1/4"-12"	AR	B6A 2265-BA
60/	A, B, S, X	1/4"-20	AR	B6A 2265-BB
60/	A, B, S, X	1/4" x 30"	AR	B6A 2265-BC
60/	A, B, S, X	1/4" x 40"	AR	B6A 2265-BD
60/	A, B, S, X	1/4" x 51"	AR	B6A 2265-BE

@ Replacement tubes except as indicated by part number are to be made from bulk tubing stock listed by size and part number under Basic Group 2269. Insulators are to be improvised from rubber hose, friction tape, etc., as required.

YEAR	MODEL	DESCRIPTION	QTY.	PART NUMBER
@ 2267-8 TUBE ASSY. - REAR BRAKE				
		Fitting-3/16" tube-3/8"-24	AR	87942-S8(I-20)
		Nut-3/16" tube-7/16"-24	AR	358609-S8(MM103)
		Nut-3/16" tube-1/2"-20	AR	375096-S36 (MM105F)
		Nut-3/16" tube-3/8"-24	AR	382967-S100 (MM102)
2269 TUBING - BRAKE and FUEL LINE				
60/	A, B, S, X	Steel-1/4" O. D. -supplied in 25 ft. rolls	AR	91A 2269
60/	A, B, S, X	Steel-5/16" O. D. -supplied in 25 ft. rolls	AR	8C 2269-A
60/	A, B, S, X	Steel-3/16" O. D. -supplied in 25 ft. rolls	AR	8C 2269-B
60/	A, B, S, X	Steel-3/8" O. D. -supplied in 25 ft. rolls	AR	B7Q 2269-A
60/	A, B, S, X	Copper-3/8" O. D. -supplied in 25 ft. rolls	AR	8QH 2269-A
60/	A, B, S, X	Copper-1/2" O. D. -supplied in 25 ft. rolls	AR	8QH 2269-B
60/	A, B, S, X	Copper-5/8" O. D. -supplied in 15 ft. lengths	AR	8QH 2269-C
60/	A, B, S, X	Copper-1/4" O. D. -supplied in 25 ft. rolls	AR	8QH 2269-D
60/	A, B, S, X	Nut-5/8"-18-use with B7Q 2269-A & 8QH 2269-A	AR	87945-S8(I-23)
2270 HOSE - BRAKE LINES				
60/	A	Use with bulk tubing & 1/2" O. D. nuts	AR	B8T 2270-A
@ 2-2272 TUBE ASSY. - FRONT BRAKE FITTING TO CONNECTOR				
2276 BOLT - MASTER CYLINDER OUTLET FITTING TO MASTER CYLINDER				
60	S	1/2"-20 x 1 3/8"	1	91T 2276
2282 HOSE ASSY. - REAR BRAKE				
- A -				
60/64	A	15" long	1	B7AZ 2078-A
- B -				
62/	B(except 289-4/B)	15" long	1	B7AZ 2078-A
64/	B(289-4B)	17 3/16" long	1	C4OZ 2282-B
- S -				
60	S	15" long	1	B7AZ 2078-A
61/62	S		1	*C2SZ 2282-A
63	S	16 1/8" long-Includes connector	1	C3SZ 2282-A
64/	S	13 5/32" long-Includes connector	1	C4SZ 2282-A
- X -				
60/	X	15" long	1	B7AZ 2078-A
62/	S	Bolt (hose to axle)-5/16"-18 x 1/2"	1	20310-S8(B48)
		Lockwasher-5/16"		34806-S7(X64)
2284 LINING - REAR BRAKE PRIMARY SHOE				
		2284-for riveting-supplied in 2007 kits	2	
2285 LINING - REAR BRAKE SECONDARY SHOE				
		2285-for riveting-supplied in 2007 kits	2	
2296 SPRING - REAR BRAKE SHOE RETRACTING - Refer to Group 2035-6				
2307 KIT - POWER BRAKE BOOSTER MINOR REPAIR				
60	A, S	Consists of	1	B7A 2307-A
		9-Bushings	1-Insulator	1-Valve
		1-Diaphragm	1-Tube	1-Washer
2309 KIT - POWER BRAKE BOOSTER MAJOR REPAIR				
60	A, S	Consists of	1	B7A 2309-A
		1-B7A 2307-A Kit	1-Retainer	3-Springs
		1-Baffle	1-Ring	3-Bolts
				2-Washers
				1-Silencer
60/61	A, S (Bendix)	Consists of	1	C0AZ 2309-A
		1-8A 2145 Spring	1-B9MM 2180-A Boot	1-B9MM 22296-A Diaphragm
		1-C0AA 2167-B Gasket	1-B9AZ 2A319-A Seal	1-B9MM 22300-A Disc
		1-C0AA 2169-A Piston	1-B9MM 2493-A Gasket	1-B9MM 22301-A Poppet
		1-FAA 2173-A Cup	1-TAAK 7821-A Retainer	1-B9MM 22501-A Filter
		1-AJ 2178-A Valve	1-AJ 22179-A Seat	

@ Replacement tubes except as indicated by part number are to be made from bulk tubing stock listed by size and part number under basic group 2269. Insulators are to be improvised from rubber hose, friction tape, etc., as required.

FORD CAR PARTS

SECTION 23

35

YEAR	MODEL	DESCRIPTION	QTY.	PART NUMBER
2309 KIT - POWER BRAKE BOOSTER MAJOR REPAIR - continued				
61/63	A, B, S (Midland-Ross)	NOTE 1	Consists of	1 C2OZ 2309-C
	1-C0AA 2A021-A Guard	1-C2AZ 2366-A Bellows	2-C1AA 2A386-A	Bushing
	1-C2AZ 2A157-A Spring	1-C1AA 2A366-A Bumper	1-C2AZ 2525-A	Clip
	1-C1AA 2180-A Boot	1-C1AA 2A367-A Bushing	2-C2AZ 2525-B	Clip
	1-C1AA 2A185-A Valve	1-C1AA 2A368-A Snap Ring	1-87006-S93	Seal
	1-C1AA 2A238-A Valve	1-C1AA 2A369-A Bushing	1-87018-S93	Seal
	1-C1AA 2A319-A Seal	1-C1AA 2A370-A Retainer	2-87132-S93	Seal
	1-C1AA 2A319-B Seal	1-C1AA 2A371-A Ring	1-375284-S	Retainer
	1-C1AA 2A346-A Filter	1-C1AA 2A372-A Retainer	2-375476-S	Washer
	1-C1AA 2A365-A Diaphragm	1-C2OA 2A373-B Boot	1-376417-S	Retainer
61/63	A (use with C3AZ 2005-A tagged C-4201-L)	NOTE 1	Consists of	1 C1AZ 2309-A
	1-C5AZ 2B014-A Bushing	1-C5AZ 2B157-A Retainer	1-C5AZ 2A365-A	Diaphragm
	1-C0AA 2A021-A Guard	1-C1AZ 2180-A Boot	1-C5AZ 2366-A	Bellows
	1-C3TZ 2B073-A Seal	1-C5AZ 2A238-A Valve	2-C3TZ 2A386-A	Bushing
	1-C3TZ 2B074-A Ring	1-C5AZ 2302-A "O" Ring	1-C4AZ 2A411-A	Manifold
	1-C5AZ 2B154-B Lever	1-C5AZ 2302-B "O" Ring	1-87014-S91	"O" Ring
	1-C5AZ 2B155-A Clamp	1-C5AZ 2303-A Washer	1-376217-S	Retainer
	1-C5OZ 2B156-A Spring	1-C3TZ 2A346-B Filter		
62	A (use with C2AZ 2005-F tagged C-4201-J)	NOTE 1	Consists of	1 C2AZ 2309-A
	1-C5AZ 2B014-A Bushing	1-C5AZ 2180-A Boot	1-C5AZ 2A365-A	Diaphragm
	1-C3TZ 2B073-A Seal	1-C5AZ 2A238-A Valve	1-C5AZ 2366-A	Bellows
	1-C3TZ 2B074-A Ring	1-C5AZ 2302-A Ring	2-C3TZ 2A386-A	Bushing
	1-C5AZ 2B154-B Lever	1-C5AZ 2302-B Ring	1-C4AZ 2A411-A	Connector
	1-C5AZ 2B155-A Clamp	1-C5AZ 2303-A Washer	1-C2AZ 2A477-A	Boot
	1-C5OZ 2B156-A Spring	1-C3TZ 2A346-B Filter	1-376417-S	Retainer
	1-C5AZ 2B157-A Retainer			
64	A, S (Midland-Ross)	NOTE 1	Consists of	1 C4AZ 2309-A
61/63	S	NOTE 1	Consists of	1
	1-C0AA 2A021-A Guard	1-C4AZ 2A365-A Diaphragm	2-C4AZ 2525-A	Clip
	1-C3TZ 2B073-A Grommet	1-C4AZ 2366-A Bellows	1-C4AZ 2525-B	Clip
	1-C3TZ 2B074-A Protector	1-C4AZ 2A366-A Bumper (Ford only)	1-87006-S93	Seal
	1-C2AZ 2A157-A Spring	1-C4SZ 2A366-A Bumper (T/Bird only)	1-87018-S93	Seal
	1-C1AA 2180-A Boot	1-C4AZ 2B014-A Adaptor	1-87061-S93	Seal
	1-C1AA 2A238-A Valve	1-C1AA 2A370-A Retainer	1-87132-S93	Seal
	1-C1AA 2A319-B Seal	2-C3TZ 2A386-A Bushing	1-375284-S	Retainer
	1-C3TZ 2A346-A Filter	1-C4AZ 2A411-A Manifold	1-376417-S	Retainer
64	B (Midland-Ross)	NOTE 1	Consists of	1 C4OZ 2309-A
	1-C4AZ 2B014-A Adaptor	1-C1AA 2A319-B Seal	1-C4OZ 2A411-A	Manifold
	1-C3TZ 2B073-A Grommet	1-C3TZ 2A346-A Filter	1-C2AZ 2A477-A	Boot
	1-C3TZ 2B074-A Protector	1-C4AZ 2A365-A Diaphragm	1-87006-S93	Seal
	1-C2AZ 2A157-A Spring	1-C4AZ 2366-A Bellows	1-87018-S93	Seal
	1-C1AA 2180-A Boot	1-C4OZ 2A366-A Bumper	1-87061-S93	Seal
	1-C1AA 2A238-A Valve	1-C1AA 2A370-A Retainer	1-87132-S93	Seal
	1-C1AA 2A319-A Seal	2-C3TZ 2A386-A Bushing	1-375284-S	Retainer
			1-376417-S	Retainer
60	S (with B9SZ 2005-A booster)	NOTE 1	Consists of	1 B9AZ 2309-A
	1-8A 2145 Spring	1-51A 2174-A Snap ring	1-AJ 22719-A	Seat
	1-B9MM 2A151-A Bumper	1-AJ 2178-A Valve	1-B9MM 22296-A	Diaphragm
	1-8M 2167 Gasket	1-B8MM 2180-A Boot	1-B9MM 22300-A	Disc
	1-C0AA 2169-A Piston	1-B9AZ 2A319-A Seal	1-B9MM 22301-A	Poppet
	1-FAA 2173-A Cup	1-B9MM 2493-A Gasket	1-B9MM 22501-A	Filter
64	X (Bendix)	NOTE 1	Consists of	1 C4GY 2309-A
	1-C4DZ 2180-A Boot	1-C4DZ 2377-A Rod	1-	Snap ring
	1-C4DZ 2365-A Valve	1-C4DZ 2384-A Seal	1-	Valve
	1-C9AZ 2E176-A Grommet	1-C4DZ 2414-A Bumper	1-	Retainer
	1-C4DZ 2372-A Seal	1-	1-	Seat
			1-	Seal

NOTE 1 - For Service Boosters with Identification Number C4117-D use C4AZ 2309-A Kit

YEAR	MODEL	DESCRIPTION	QTY.	PART NUMBER
2A319 SEAL - POWER BRAKE BOOSTER PUSH ROD TO PISTON				
61/63	A, B, S (Midland-Ross)	Outer	1	C1AA 2A319-A
64	B(Midland-Ross)		1	
61/64	A, B, S (Midland-Ross)	Inner	1	C1AA 2A319-B
2329 HOUSING and END PLATE ASSY. - POWER BRAKE BOOSTER - Also refer to Group 2B093				
64/	X(Bendix)		1	C4DZ 2329-A
2342 CLAMP - POWER BRAKE BOOSTER HOSE				
61/	A, B, S, X		AR	59T 2342-A
2344 CLAMP ASSY. - POWER STEERING RETURN LINE				
60	A (6 cyl.)	Reservoir to pump hose	2	B7A 8287-A
60/	A, B, S, X	Reservoir to pump hose	AR	B5A 2344-A
60	S	Sliding roof front drain hose	2	
62	S (with C/M)	Transmission oil cooler lines hose	4	
63/	S	To windshield wiper motor return tube -lower	1	
2A346 FILTER - BRAKE VACUUM BOOSTER AIR CLEANER				
64/	A, B (Midland-Ross)	22" I. D. x 1.92" O. D. - Repl. by C6TZ 2167-A	1	★C3TZ 2A346-A
64	S (Midland Ross)		1	
64/	X(Bendix)	Steel-.875" I. D. -1.43" O. D.	1	C4DZ 2A346-A
64/	S, X(Bendix)	Plastic-.25" I. D. -2.03" O. D.	1	C4DZ 2A346-B
2A352 SPACER - BRAKE SHOE RETRACTING SPRING				
62/	S		AR	C1VV 2A352-A
@ 2A361-2 TUBE ASSY. - FRONT BRAKE HOSE TO CYLINDER				
		Fitting-3/16" tube-3/8"-24	2	87942-S8(1-20)
2365 VALVE ASSY. - POWER BRAKE BOOSTER CHECK - Also refer to Groups 2A185 & 2A411				
64/	X(Bendix)	Steel-1.62" long	1	C4DZ 2365-A
2A365 DIAPHRAGM ASSY. - POWER BRAKE BOOSTER BODY				
61/63	A, B, S (Midland-Ross)		1	C1AA 2A365-A
64	A, B, S(Midland-Ross)		1	C4AZ 2A365-A
64/	X(Bendix)	2 1/2" I. D. -6 1/4" O. D.	1	C4DZ 2A365-A
2366 BODY ASSY. - POWER BRAKE BOOSTER				
60/61	A(Bendix)		1	C1VV 2366-A
61	S(Bendix)		1	
2366 BELLOWS - POWER BRAKE BOOSTER				
61/63	A, B, S (Midland-Ross)		1	C2AZ 2366-A
64	A, B, S(Midland-Ross)		1	C4AZ 2366-A
60	S		1	B7A 2366-A
60	A (6 cyl.)		1	
2A366 BUMPER - POWER BRAKE BOOSTER PUSH ROD				
61/63	A, B, S (Midland-Ross)		1	C1AA 2A366-A
64	A (Midland-Ross)	Orange stripe	1	C4AZ 2A366-A
64	B (Midland-Ross)	Red and Yellow stripe	1	C4OZ 2A366-A
64	S (Midland-Ross)	White or Yellow stripe	1	C4SZ 2A366-A
2A367 BUSHING - POWER BRAKE BOOSTER PUSH ROD				
61	A (Midland-Ross)		1	C1AA 2A367-A
61/64	S (Midland-Ross)		1	
2A368 SNAP RING - POWER BRAKE BOOSTER PISTON GUIDE BUSHING				
61/63	A (Midland-Ross)		1	C1AA 2A368-A
61/64	S(Midland-Ross)		1	
62/	B(Midland-Ross)		1	
2A370 RETAINER - POWER BRAKE BOOSTER FULCRUM LEVER				
61/64	A, B, S (Midland-Ross)		1	C1AA 2A370-A
2A371 RING- POWER BRAKE BOOSTER PLUNGER CUSHION				
61/63	A, S(Midland-Ross)		1	C1AA 2A371-A
62/	B(Midland-Ross)		1	
2372 SEAL - POWER BRAKE BOOSTER BODY PISTON				
64/	X	1 9/16" I. D. -2" O. D. -Rubber	1	C4DZ 2372-A

@ Replacement tubes except as indicated by part number are to be made from bulk tubing stock listed by size and part number under basic group 2269. Insulators are to be improvised from rubber hose, friction tape, etc., as required.

YEAR	MODEL	DESCRIPTION	QTY.	PART NUMBER
2A372 RETAINER - POWER BRAKE BOOSTER PUSH ROD - SPRING				
61	A (Midland-Ross)	25/64" I.D. -6 prongs	1	C1AA 2A372-A
61/64	S (Midland-Ross)		1	
62/	A, B (Midland-Ross)	7/16"-snap	1	376417-S(QQ60)
2377 ROD - POWER BRAKE BOOSTER PUSH- Also refer to Group 2431				
62	A (with S/T)	7 9/32" long	1	C2AZ 2377-C
62/63	A (with F/M & C/M)	2 21/32" long	1	C2AZ 2377-A
62/64	B	9 7/16" long	1	C2OZ 2377-A
64/	X	3 7/8" long	1	C4DZ 2377-B
64	X		1	C4DZ 2377-A
2384 SEAL - POWER BRAKE BOOSTER PUSH ROD				
64/	X		1	C4DZ 2384-A
2A385 PLUNGER ASSY. - POWER BRAKE BOOSTER				
61/64	A (Midland-Ross)		1	C1AZ 2A385-A
61/63	S		1	
62/63	A, B (Midland-Ross)		1	C2AZ 2A385-A
64	A, S (Midland-Ross)	9 lbs.	1	C4AZ 2A385-A
64	B, S (Midland-Ross)	12 lbs.	1	C4OZ 2A385-A
60	S (Bendix)		1	B9AZ 2A385-A
60/61	A (Bendix)		1	
2A386 BUSHING - POWER BRAKE BOOSTER PLUNGER - GUIDE				
61/	A(Midland-Ross)	.24" I.D. -.34" O.D. -.115" long	2	C1AA 2A386-A
61/64	S(Midland-Ross)		1	
62/64	B(Midland-Ross)		2	
2391 DIAPHRAGM - POWER BRAKE BOOSTER CONTROL VALVE				
64/	F, X	3 57/64" long-Plastic	1	C4DZ 2391-A
2A411 MANIFOLD & CHECK VALVE - POWER BRAKE BOOSTER VACUUM HOSE -				
Also Refer to Groups 2A185 & 2365				
61/63	A, S (Midland-Ross)	One 1/4" & one 3/8" outlet	1	C1AA 2A411-A
64/	A(Midland-Ross)		1	C4AZ 2A411-A
64	S (Midland-Ross)		1	
62/63	B (Midland-Ross)	One 3/8" outlet	1	C2OZ 2A411-A
64/	B(Midland-Ross)		1	C4OZ 2A411-A
2A412 BOLT - POWER BRAKE BOOSTER VACUUM HOSE CONNECTOR				
61/63	A, B, S (Midland-Ross)	Hollow	1	C1AA 2A412-A
2414 DISC - POWER BRAKE BOOSTER CONTROL VALVE				
64/	X	Rubber-1" O.D.	1	C4DZ 2414-A
@ 2420 TUBE ASSY. - POWER BRAKE BOOSTER				
61	A (8 cyl. 352, 390) (1961/ S)	Elbow (tube to intake manifold)-3/8"-18-90°	1	374632-S(II-11A)
60	A, S (Bendix & Kelsey-Hayes Booster)		1	
61	A (8 cyl. 352)	Plug (tee)-5/16" tube-use with electric windshield wipers	1	373084-S8 (PP-38B)
60	A (6 cyl.)	Elbow (tube to intake manifold)-3/8" tube	1	373194-S(II-163)
62	A (6 cyl.)-with emission reduction engine		1	
61	A (6 cyl.)-with emission reduction engine	Tee (tube to intake manifold)-5/16" x 3/8" tube-1/4" pipe	1	374873-S(II-168A)
62/	B (8 cyl.)	Elbow (tube to intake manifold)-3/8" tube	1	354584-S(II-162)
63/	A(8 cyl. 260, 289)		1	
62/	B (8 cyl.)	Tee-3 way (tube to intake manifold)	1	375786-S(II-116A)
63/	A(8 cyl. 260, 289)		1	
64	X(8 cyl.)-Automatic transmission		1	
62/	B (6 cyl.)	Tee-3 way (tube to intake manifold)	1	375787-S(II-116B)
64	X (6 cyl. 170, 200)-Automatic transmission		1	
62/	B (with S/T)	Plug (tee)-1/4"	1	353808-S8(PP38)
63/	A(8 cyl. 260, 289)-with S/T		1	
2A423 KIT - BRAKE SHOE ANCHOR PIN				
62/64	S (Front & rear)	Consists of 2-C1VV 2028-A Plate 2-C1VV 2A413-A Spring	2	C1VY 2A423-A

@ Replacement tubes except as indicated by part number are to be made from bulk tubing stock listed by size and part number under basic group 2269. Insulators are to be improvised from rubber hose, friction tape, etc., as required.

YEAR	MODEL	DESCRIPTION	QTY.	PART NUMBER
2428 RING - POWER BRAKE BOOSTER TUBE TO REAR BODY				
61/	A, B, X		2	B4A 2428-A
2431 LEVER - POWER BRAKE BOOSTER - Also refer to Group 2377				
61/63	S(Midland-Ross)	Hole center-7.96"	1	C2SZ 2431-A
64	S	Hole centers 7.28"	1	C4SZ 2431-A
2453 PLATE ASSY. - BRAKE PEDAL PAD				
60/64	A (with S/T & O/D) -except 57C, 63C, 65B & 76B	With fixed steering column	1	B7A 2453-A
60/61	S(with S/T & O/D)		1	
62/64	A(57C, 63C, 65B, 76B)-with S/T	With H/D brakes	1	C2AZ 2453-A
63	A(71G, H, 75C)-4 speed S/T		1	
		Bolt (plate to pedal)-5/16"-24 x 1"	1	20387-S8(B157)
		Locknut-5/16"-24		34393-S7(M98)
2454 PAD ASSY. - PEDAL - Also refer to Groups 2457 & 7A624				
60/64	A	Parking brake	1	B9A 2454-A
61/64	S		1	
60/	A(A/T)	Manual drum brake	1	AB 2454-B
60/61	S(A/T)		1	
60/	A(M/T)-except 57C, 63C, 65B, 71G, H, 75C, 76B	Power drum brake	1	B4A 2454-B
60	S(M/T)		1	
60/	A(A/T)-except 57C, 63C, 65B, 71G, H, 75C, 76B	Power drum brake	1	B9A 2454-B
60/62	S(A/T)		1	
62/	A(M/T)-57C, 63C, 65B, 71G, H, 75C, 76E	Manual drum brake & clutch	2	C2AZ 2454-A
62/	A(A/T)-57C, 63C, 65B, 71G, H, 75C, 76B-use with fixed steering column	Power drum brake- stainless steel frame	1	C2AZ 2454-B
63/	A(A/T)-except 57C, 63C, 65B, 76B-use with moveable steering column	Manual brake	1	C3AZ 2454-B
63/	A(A/T)-57C, 63C, 65B, 71G, H, 75C, 76B-use moveable steering column	Manual brake	1	C3AZ 2454-C
63/	A(A/T)-except 57C, 63C, 65B, 76B-use with moveable steering column	Power brake	1	C3AZ 2454-A
62/	B(M/T)	Power drum brake-3 17/64" wide	1	C2OZ 2454-A
62/	B(A/T)	Power drum brake-5" wide	1	C2OZ 2454-B
63/64	S		1	C3SZ 2454-A
60/	A (1960/65 S)	Bolt (pad to brake pedal)-5/16"-24 x 1"	1	20387-S8(B157)
63/	A (with moveable steering column)	Bolt (pad to brake pedal)-5/16"-24 x 1 1/8"	1	20427-S8(B158)
		Locknut-5/16"-24		34393-S7(M98)
		Locknut-3/8"-24		351022-S2(MM138)
2455 PEDAL ASSY. - BRAKE				
- A -				
61/64	A(with fixed steering column)		1	C4AZ 2455-B
63	A(with moveable steering column)		1	C3AZ 2455-A
64	A(A/T)-with moveable steering column)		1	C4AZ 2455-A
- B -				
62/64	B(M/T)		1	C3OZ 2455-E
62/64	B(A/T)		1	C3OZ 2455-D
- S -				
60	S		1	B8S 2455-A
63	S		1	C3SZ 2455-A
64	S		1	C4SZ 2455-A
- X -				
60/63	X(A/T)		1	C1DZ 2455-B
60/64	X(M/T)		1	C4DZ 2455-A
64	X(A/T)		1	C4DZ 2455-B
60/	A (with F/M)	Nut (pedal to support)-7/16"-20	1	34671-S8(M67)
60/	S		1	
60/	S	Lockwasher-7/16"	1	357625-S7-8
60/	A (with F/M)		1	(XX304)
60/	A, S	Locknut (pedal to master cylinder)-3/8"-24	1	34370-S8(M99)
60/	A, S, X	Bumper (brake pedal)	1	MA 7583-A
60/	A	Locknut (power brake pedal to master cyl. push rod)-5/16"-24	1	34443-S7-8(M79)
60/	S	Screw-set (power brake pedal to pivot pin)-1/4"-28 x 1/2"	1	370070-S(UU35)
60	A (6 cyl.)		1	

YEAR	MODEL	DESCRIPTION	QTY.	PART NUMBER
2455 PEDAL ASSY. - BRAKE - continued				
60/64	A,B,X	Bolt (pedal to dash panel)-3/8"-16 x 1 3/8"	2	20448-S8(B83)
		Nut-3/8"-16		33799-S7(M52)
		Lockwasher-3/8"		351487-S(XX291)
62	A (with Power Brake Booster)	Washer-flat (pedal hub to pedal)-1 1/16"	1	356528-S8(XX266)
64 /	S	Bolt(pedal to bracket)-3/8"-24 x 5 1/2"	1	378319-S2 (BB227C)
		Locknut-3/8"-24		351022-S2(MM138)
2457 PAD - PEDAL PLATE - Also refer to Groups 2454 and 7A624				
60/64	A(M/T)-except 57C, 63C, 65B, 71G, H, 75C, 76B- fixed column	Brake & clutch	2	B7A 2457-A
60/	B, X(M/T)	Brake	1	
60/	B, X(M/T)	Clutch	1	
60	S	Brake & clutch	2	
62/64	A(M/T)-57C, 63C, 65B, 71G, H, 75C, 76B	Brake & clutch	2	C2AZ 2457-A
60/	B, X(A/T)	Brake	1	C0DD 2457-A
61/62	S	Brake	1	C1SS 2457-C
61/62	X	Brake-elevated-1 3/8" thick	1	C0DD 7A624-A
60/62	X	Clutch	1	
61/62	A	Clutch	1	
2461 BUSHING - BRAKE PEDAL -Refer to Group 2471				
2462 BOLT - BRAKE MASTER CYLINDER LINK ROD				
60/61	A	3/8"-24 x 1 11/32"	1	C0TT 2462-A
60/62	S		1	
60/63	X	3/8"-24 x 1 3/16"	1	B7C 2462-A
62/	B (with Power Brake Booster)	Locknut-3/8"-24	1	34370-S8(M99)
2462 ECCENTRIC - POWER BRAKE BOOSTER CONTROL VALVE ADJUSTING				
60/62	S		1	B7A 2462-A
60	A (6 cyl.)		1	
2471 BUSHING - BRAKE and CLUTCH MOUNTING BRACKET				
60/	A	62" long	AR	B7AZ 2471-A
60/	B, X		AR	
60/61	S	"Before 3/21/61"	AR	
61/64	S	"From 3/21/61"	2	C1VV 2461-B
2472 SPRING - BRAKE PEDAL RETRACTING				
60	S		1	B7A 2472-A
60	X		1	
2474 BUSHING - BRAKE MASTER CYLINDER PUSH ROD				
60/64	A, B, S, X	1/8" long	2	B2A 2474-A
2A476 PLATE - POWER BRAKE BOOSTER PUSH ROD LOCATING				
64/	B		1	C4OZ 2A476-A
2A477 BOOT - POWER BRAKE BOOSTER PUSH ROD				
62/	A(with S/T)		1	C2AZ 2A477-A
63/	B		1	
2478 SHAFT - BRAKE PEDAL				
60/	A, B, X	9/16" diameter-3 7/8" long	1	B7A 2478-A
60	S		1	
61/63	S	5/8" diameter- 6"long	1	C1SS 2478-C
60/	A, B, S, X	Washer-spring (shaft to support)-41/64"	1	358981-S(XX364)
60/	A, B, X(with power brakes)	Retainer-spring (shaft to support)-9/16"	1	74279-S(R5)
60/	S(with power brakes)		1	
2481 INSULATOR - BRAKE PEDAL BUSHING TO SPRING				
60	S		1	B5A 2481-A
2A482 INSULATOR - BRAKE SHOE ADJUSTING SCREW				
60/62	X		AR	C2DZ 2A482-A
2A485 CLIP - POWER BRAKE BOOSTER AIR FILTER COVER				
62/	S		1	C2SZ 2A485-A
2493 GASKET - POWER BRAKE BOOSTER END PLATE				
60/61	A (8 cyl.), S (with Bendix Power Brakes)		1	B9MM 2493-A

YEAR	MODEL	DESCRIPTION	QTY.	PART NUMBER
2525 CLIP - POWER BRAKE BOOSTER PUSH ROD TO OPERATING LEVER				
62/63	A, S	Includes retainers	1	C2AZ 2525-A
62/63	A		2	C2AZ 2525-B
64/	A, S		1	C4AZ 2525-A
64/	A, S	Includes retainer	1	C4AZ 2525-B
2530-1 BRACKET - PARKING BRAKE REAR CABLE				
63/	A (except 76)	R. H.	1	C3AZ 2530-A
		L. H.	1	C3AZ 2531-B
			2	C3AZ 2530-B
@ 2543 TUBE ASSY. - POWER BRAKE BOOSTER CONNECTOR TO MANIFOLD				
@ 2589 TUBE - POWER BRAKE BOOSTER AIR RESERVOIR TANK TO BOOSTER				
61	S (Bendix)	Clip (tube to booster)	2	352204-S100 (GG148)
2A595 HOSE - BRAKE VACUUM MOTOR TO PARKING BRAKE SWITCH				
64/	S	1 1/64" I. D. - 27/64" O. D. - 22 1/2" long-cut from C4SZ 2A596-A	1	*C4SA 2A595-B
2A596 HOSE - PARKING BRAKE SWITCH TO TEE				
64/	S	Reducer to vent tee-1 1/64" I. D. - 23/32" O. D. - 81 3/16" long	1	C4SZ 2A596-A
64	S	Reducer (hose to heater temperature control vacuum outlet)-1/4" to 3/16"	1	376959-S(II-191P)
64/	S	Strap-adjustable (to wire harness)-Nylon	2	376914-S(YY2)
2A601 SPRING - PARKING BRAKE LINK				
60/62	A	"Before 6/15/62"	2	C4UZ 2A601-A
60/63	S	"Before 2/1/63"	2	
62/	B, X(10" brakes)	1" long-5 coils-Japan Red	2	C2OZ 2A601-A
63/	S	"From 2/1/63"	2	
62/	A	"From 6/15/62"	2	
60/	X(9" brakes)		2	C0DD 2A601-A
2A602 EQUALIZER - PARKING BRAKE CABLE				
60/	B, X		1	C0DD 2A602-A
2A605 LEVER - PARKING BRAKE EQUALIZER				
60/64	A		1	C0AA 2A605-A
62/	B		1	C2OZ 2A605-A
61/	S		1	C0AA 2A605-A
60/61	X (58, 62, 64)	"Before 5/1/61"	1	C0DD 2A605-B
60/61	X (S/D, S/W, 66)	"Before 5/1/61"	1	C0DD 2A605-E
61/	X (except 76)	"From 5/1/61"	1	C1DD 2A605-A
63/	X (76)		1	C3DZ 2A605-B
62/	B, X	Clevis pin (lever to bracket)-5/16" x 15/16" Cotter pin-3/32" x 3/4"	1	76007-S8(N6) 72016-S7-8(N44)
62/	B	Pin-self-locking (lever to bracket)	1	358883-S7-8 (NN128)
2628 ROD - PARKING BRAKE EQUALIZER				
60/	A, B, S, X	Universal-12" long-cut from thread end to required length Locknut-5/16"-24 Check nut-5/16"-24	1	B7A 2628-B 34443-S7-8(M79) 33923-S7(M32)
2631 BRACKET - PARKING BRAKE EQUALIZER				
60/62	A (except 76)		1	C0A 2631-B
63/	A(except 76)		1	C3AZ 2631-A
63/	A(76)		1	C3AZ 2631-B
62	B		1	C2OZ 2631-B
63/	B (except 8 cyl. 289 Hi-performance)		1	C3OZ 2631-A
63/	B (8 cyl. 289-4/B carb. Hi-performance)		1	C3OZ 2631-B
62/	B	Locknut (bracket to underbody)-3/8"-16	3	376575-S7-8 (MM173H)
2634 SPRING - PARKING BRAKE RELEASE - Also refer to Group 2A651				
60/64	A	1 11/32" overall length	1	B9AA 2634-A
63	A	3 coils	1	C3AZ 2634-A

@ Replacement tubes except as indicated by part number are to be made from bulk tubing stock listed by size and part number under basic group 2269. Insulators are to be improvised from rubber hose, friction tape, etc., as required.

FORD CAR PARTS

YEAR	MODEL	DESCRIPTION	QTY.	PART NUMBER
2A635 CABLE ASSY. - PARKING BRAKE - FROM EQUALIZER TO REAR BRAKES				
- A -				
60	A	80 1/4" long	2	C0AZ 2A635-A
61	A	A Special (4 & 6/B carb.)-8 cyl.390-for Special Duty Performance	2	
61	A	80 11/16" long	2	C1AA 2A635-A
62	A	80" long	2	C2AZ 2A635-A
63/64	A	79 7/8" long	2	C3AZ 2A635-B
- B -				
62/	B	162 1/2" long	1	C2OZ 2A635-A
- S -				
60	S	77" long	2	C0SS 2A635-A
61/62	S	96 1/2" long	2	C1SS 2A635-B
63	S	82 1/4" long-replaced by (1) B8PZ 2A753-A & (1) B2PZ 2853-A (4-69)	2	*C3SZ 2A635-A
64/	S	82 1/2" long	2	C4SZ 2A635-A
- X -				
60/61	X(S/D, S/W, 66)	"Before 5/1/61"	1	*C1DZ 2A635-A
60/61	X(except S/D, S/W, 66)	"Before 5/1/61"	1	
61/63	X(except 76)-6 cyl.)	"From 5/1/61"	1	C3DZ 2A635-D
63	X(76)-6 cyl.		1	C3DZ 2A635-E
63	X(except 76)-8 cyl.		1	C3DZ 2A635-B
63	X(76)-8 cyl.		1	*C3DZ 2A635-C
64/	X(76)-6 cyl.		1	C4DZ 2A635-B
64/	X(76)-8 cyl.		1	C4DZ 2A635-D
64/	X(except 76)-8 cyl.		1	C4DZ 2A635-C
64/	X(except 76)-6 cyl.		1	C4DZ 2A635-A
60/	A, S	Pin (cable to equalizer)	1	352358-S(NN127B)
64	A(except 76)	Pin (deflector to cable)	2	
60/	S	Clip (cable to rear suspension arm)	2	352977-S100 (GG156)
62/	B	Retainer (cable to underbody)-7/16" spring	2	382831-S100 (RR2D)
63/	X(except 76)	"From 2/15/63"	2	
62/	A		2	
63/	X(76)		2	
63	X(54, 62, 76)	"From 2/15/63"	1	
63	X(S/D, S/W, 66)	"From 2/15/63"	1	
2A637-8 LEVER ASSY. - PARKING BRAKE CABLE TO SECONDARY BRAKE SHOE				
60/62	A	R. H.	1	C1SS 2A637-A
60	S	R. H.	1	
62/	B, X(10" brakes)	L. H.	1	C1SS 2A638-A
		R. H.	1	C2OA 2A637-A
		L. H.	1	C2OA 2A638-A
61/62	S	L. H.	1	C1SZ 2A637-A
		R. H.	1	C1SZ 2A638-A
63/	S	R. H.	1	C3SZ 2A637-A
63/64	A	R. H.	1	
		R. H.	1	
		L. H.	1	C3SZ 2A638-A
60/62	X	R. H.	1	C1DD 2A637-A
		L. H.	1	C1DD 2A638-A
63/	X(9" brakes)	R. H.	1	C3DZ 2A637-A
		L. H.	1	C3DZ 2A638-A
62/	A	Washer-flat (lever to brake shoe web)-3/8"	2	371617-S(XX149)
61/	S		2	
2A642 LINK - PARKING BRAKE LEVER TO PRIMARY BRAKE SHOE				
60	A, S	7 21/32" long	2	C0AA 2A642-A
61/62	A, S	7 13/16" long	2	C1SS 2A642-B
63/64	A	7 13/16" long	2	C3AZ 2A642-A
62/	B, X(10" brakes)	6 55/64" long	2	C2OZ 2A642-A
63/	S	7 21/32" long	2	C3SZ 2A642-A
60/	X(9" brakes)	6" long	2	C1DD 2A642-A
2649 BRACKET - PARKING BRAKE CABLE SUPPORT				
62/	B	R. H.	1	C2OZ 2649-C
		L. H.	1	C2OZ 2649-D
60/	X(except 76)		2	C0DZ 2649-A

FORD CAR PARTS

YEAR	MODEL	DESCRIPTION	QTY.	PART NUMBER
2A651 SPRING - PARKING BRAKE LEVER RETURN - Also refer to Group 2634				
62/	B	8 11/32" long-69 3/4 coils	1	C2OZ 2A651-A
61/	S	9 45/64" long-49 coils	1	C2SZ 2A651-A
63/64	A		1	
60/61	X (58, 62, 64)	"Before 5/1/61" 8 1/2" long	1	C0DD 2A651-B
60/61	X (S/D, S/W, 66)	"Before 5/1/61" 7 3/8" long	1	C0DD 2A651-C
61/	X(except 76)	"From 5/1/61" 6 59/64" long-15 1/4 coils	1	C1DD 2A651-A
63/	X(76)	8 5/16" long-30 1/4 coils	1	C3DZ 2A651-B
2A708 SLEEVE - PARKING BRAKE RETURN SPRING				
61/	S	19/32" diameter-1 13/32" long	1	C1SS 2A708-A
63/64	A		1	
2A709 RETAINER - PARKING BRAKE CABLE - REAR				
63	S		2	C1VV 2A709-A
2745 SPRING - PARKING BRAKE CABLE POSITIONING				
61/	B	6" long-69 1/4 coils-to rear spring	2	C1SS 2745-A
61/62	S		2	
63	S	6" long-69 1/4 coils -to rear spring	2	C3SZ 2745-A
2A748 PLATE ASSY. - PARKING BRAKE EQUALIZER LEVER BRACKET MOUNTING				
62/	B		1	C2OZ 2A748-B
62	B	"Before 12/18/61" Screw (plate to underbody)-No. 14-10 x 3/4"-tap.	1	42143-S8(U255)
2A753 KIT - PARKING BRAKE REPAIR CABLE				
63	S	70.50" long-use with B2PZ 2853-A extension	1	B8PZ 2A753-A
60/61	X (S/D, S/W, 66)	"Before 5/1/61" 70.50" long-use with B5PZ 2853-B extension	2	B2PZ 2A753-A
63	X(76)-8 cyl.	60" long-use with C3DZ 2853-C extension	2	B5PZ 2A753-A
2A754 SLEEVE - PARKING BRAKE EQUALIZER LEVER RETRACTING SPRING				
62/	B	5 1/8" long-cut from B9A 17543-A	1	*C2OA 2A754-A
2760 HANDLE ASSY. - PARKING BRAKE RELEASE				
60/61	A (except 58E, 59C, 64F, G & 71H)		1	C0AF 2760-C
60/61	A (58E, 59C, 64F, G, 71H)		1	C0AF 2760-D
62	A (except 71D, 65B & 76B)		1	C2AZ 2760-A
62	A (65B, 76B)		1	C2AZ 2760-C
62	A (71D)		1	C2AZ 2760-B
63/64	A		1	B9AZ 2760-A
60/	B, X	Includes C0DZ 2819-A pin	1	C0DZ 2760-B
62	A	Stamped nut (handle to instrument panel)-7/16"-20	1	45219-S(M173)
60/61		Spring nut (handle to control)-3/16"	1	372927-S2(MM260)
2768 EQUALIZER ASSY. - PARKING BRAKE - REAR				
60/64	A		1	C0AZ 2768-A
60/	S		1	
60/	A, S	Washer-flat (trunnion to cable)-21/64"	1	359638-S(XX103)
60/	A	Cotter pin (trunnion to cable)-3/32" x 1/2"	1	72004-S7(N41)
2780 CONTROL ASSY. - PARKING BRAKE - ON DASH				
- A -				
60/62	A	Pedal	1	C1AA 2780-B
63/64	A	Pedal	1	C3AZ 2780-A
- B -				
62/	B		1	C2OZ 2780-A
- S -				
60	S		1	B8S 2780-A
61/62	S	Pedal	1	C2SZ 2780-B
63	S	Pedal -includes release lever & handle	1	C3SZ 2780-A
64/	S	Pedal	1	C5SZ 2780-A
- X -				
60/	X		1	C0DZ 2780-A
60/64	A (1961/63 S)	Screw (control to cowl)-5/16"-24 x 7/8"	3	353483-S2(BB588)
62/	B	Bolt (control to dash panel)-5/16"-24 x 3/4"	2	355471-S8(BB651)
		Locknut-5/16"-24		34393-S7(M98)
60/63	S	Bolt (control to dash)-1/4"-20 x 1/2"	2	20308-S7-8(B40)
		Nut-1/4"-20		33795-S7(M49)
		Lockwasher-1/4"-internal tooth		34905-S7(X97)
		Washer-flat-1/4"		44719-S8(X17)
		Nut (control to dash)-5/16"-24	3	33798-S8(M62)
		Lockwasher-5/16"		34806-S7(X64)

FORD CAR PARTS

SECTION 24


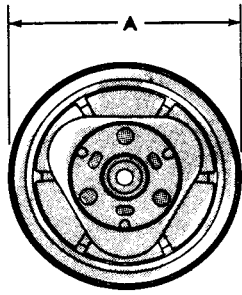
43

YEAR	MODEL	DESCRIPTION	QTY.	PART NUMBER
2780 CONTROL ASSY. - PARKING BRAKE - ON DASH - continued				
60/	X	Screw (control to body)-5/16" -24 x 3/4"	2	*50540-S8
		Nut-check-5/16"-24	2	33923-S7(M32)
		Lockwasher-5/16"	4	*34941-S7
		Washer-flat-5/16"	2	44722-S8(X19)
2786 PAWL - PARKING BRAKE RATCHET BAR				
60	S		1	OM 2786
60/	B, X		1	
2788 SPRING - PARKING BRAKE RATCHET BAR PAWL LOCKING				
61/64	A	Lever-25/32" long-1/4" O.D.-15 3/4 coils	1	C1AZ 2788-A
60	S		1	OM 2788
60/	B, X		1	
2804 PULLEY ASSY. - PARKING BRAKE CABLE				
60	S		1	OM 2804
60/	B, X		1	
		Clevis pin (pulley to handle)-5/16" x 13/16"	1	*73880-S8
		Pin-self-locking		352358-S(NN127)
2814 CLIP - BRAKE HOSE				
60/	A	Brake hose	AR	78 2814-A
62/	B, X		AR	
63/	S		3	
60	S	Front brake hose to connector	2	
60	S	Rear brake hose to frame	1	
60	S	Parking brake cable to frame	2	8M 2814
60/61	A		3	
60	S	Parking brake cable to front bracket	1	
60	S	Parking brake cable to dash	1	
60/64	A	Parking brake cable to control	1	
62/	B		1	
60/63	X	"Before 2/15/63"	1	
60/63	X(except 76)	"Before 2/15/63"	1	
62	S		1	8M 2814
61	S	"Before 4/24/61"	2	
63	X(76)	"Before 2/15/63"	2	
61	S	"Before 4/24/61"	2	
63/64	X	"From 2/15/63"	1	74277-S(R6)
		Parking brake cable to engine rear support	2	
61/	S	"From 4/24/61"	2	MC 2814-A
61/	S	"From 4/24/61"	2	
		Parking brake cable to underbody rear support	2	
2819 PIN - PARKING BRAKE HANDLE LOCKING				
60/	X	.162" O.D. -. 41" long	1	CODZ 2819-A
62/	B		1	
2853 CABLE and CONDUIT ASSY. - PARKING BRAKE HANDLE TO EQUALIZER LEVER				
60/62	A	57" long	1	C2AA 2853-A
63/64	A	57 5/16" long	1	C3AZ 2853-A
62/	B	57" long	1	C3OZ 2853-A
60	S	42" long	1	C0SS 2853-A
61/	S	64 31/32" long	1	C2SZ 2853-A
60/61	X (58, 62, 64)	"Before 5/1/61"	1	C1DD 2853-A
60/61	X (S/D, S/W, 66)	"Before 5/1/61"	1	C1DD 2853-B
61/	X(except 76)	"From 5/1/61"	1	C3DZ 2853-B
63/	X(76)	"From 5/1/61"	1	C4DZ 2853-A
60/	S	Clip (cable conduit to body)	1	*95824-S32
60/	S	Clip(cable to floor support)	1	357946-S8(GG152)
60	S	Screw (cable to dash panel)-5/16"-18 x 3/4"	2	39909-S7(U269D)
60/	X	Screw (cable to dash panel)-No. 14 x 3/4"-tapping	2	42143-S8(U255)
60/	A	Screw (cable to dash panel)-No. 14 x 5/8"-tapping	2	31498-S8(U253B)
61/	S		2	
61/	S	Clip (cable to floor)	1	352977-S100 (GG156)
62/	A	Retainer (cable to frame)-7/16" spring	AR	382831-S100 (RR2D)
62	B	Retainer (cable to underbody)	1	
63/	X(54, 62, 63, 76)		1	
63/	X(S/D, S/W, 66)	Retainer (cable to engine rear support)	1	
63/	B	Retainer (cable to bracket)	1	
63/	A	Pin-self-locking (cable to control)	1	358883-S7(NN128)
63/	A	Clevis pin (cable to control)-5/16" x 63/64"	1	73931-S7(N9)

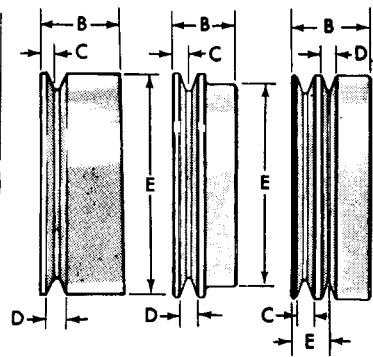
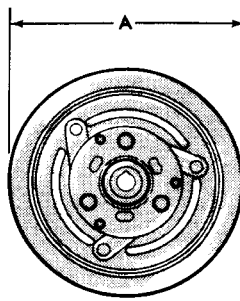
FORD CAR PARTS

YEAR	MODEL	DESCRIPTION	QTY.	PART NUMBER
2853 CABLE ASSY. - PARKING BRAKE EXTENSION				
63	S	13 1/4" long-use with B8PZ 2A753-A kit	1	B2PZ 2853-A
60/61	X(S/D, S/W, 66)	"Before 5/1/61" 23 1/4" long-use with B2PZ 2A753-A kit	1	B5PZ 2853-B
63	X(76)-8 cyl.	6 5/8" long-use with B5PZ 2A753-A kit	1	C3DZ 2853-C
2857 BRACKET - PARKING BRAKE CABLE TO DASH				
60/	X		1	B5A 2857-A
2859 PIN PARKING BRAKE CONTROL				
60	S	Knurled-5/32" x 15/16"	1	0M 2859
2861 LINK - PARKING BRAKE CONNECTING				
60/62	A		1	B9A 2861-A
61/	S		1	
63/	A		1	C3AZ 2861-A
2873 BEARING ASSY. - COMPRESSOR BELT IDLER PULLEY				
62/	B (6 cyl. 170, 200)	15/32" I.D. -1 1/4" O.D. -5/8" thick-used in 8678 pulley assy.	1	C3OZ 2873-A
2882 BRACKET - COMPRESSOR MOUNTING- Also refer to Group 10A313				
60/62	A (8 cyl. 292)		1	B9AE 2882-A
60/	A (6 cyl.)	Generator with air conditioner	1	C2AZ 10151-C
62/63	A (8 cyl. 352, 390)		1	C2SZ 2882-A
60/61	A(8 cyl. 352, 390)	Front	1	
60/63	S		1	
64	A(8 cyl. 352, 390)-except 4 speed S/T		1	C4AZ 2882-A
64	S		1	
63/	A (8 cyl. 260, 289), B (8 cyl.)	Attaches to bottom of compressor	1	C3AZ 2882-A
63/	X(8 cyl.)		1	
63/	B (6 cyl. 170, 200)		1	C3OZ 2882-A
60/63	X (6 cyl.)		1	CODE 2882-A
63/64	X(6 cyl.)-with P/S	"Before 3/2/64"	1	C3DZ 2882-A
64	X (6 cyl.)	"From 3/2/64"	1	C4DZ 2882-A
60/	X	Bolt (bracket to compressor)-3/8"-16 x 1 1/4"	1	20428-S7-8(B82)
60/	A (8 cyl.), S	Bolt (bracket to compressor)-3/8"-16 x 1"	4	20388-S8(B80)
60/	A (8 cyl.), S	Bolt (bracket to cylinder head)	2	
64	A (8 cyl. 352, 390 except 4 speed trans.), S	Washer-flat (to cylinder head)-3/8"	2	351385-S(XX158)
60/	A (8 cyl.)	Bolt (bracket to cyl. head)-3/8"-16 x 1 3/8"	1	20448-S8(B83)
60/	A (8 cyl.)	Bolt (bracket to cvl. head)-3/8"-16 x 1 5/8"	1	20488-S8(B86)
60/	A(8 cyl.)	Bolt (brkt. to P/S pumpbrkt.)-3/8"-16 x 2 1/2"	1	45522-S8(B93)
		Nut-3/8"-16		33799-S7(M52)
		Washer-flat-13/32"		351415-S(XX128)
62/	A(8 cyl. 260, 289, 352, 390)	Bolt(bracket to cyl. head)-3/8"-16 x 7/8"	1 or 2	356685-S8(BB153)
63/	S		2	
63	X(8 cyl.)-without P/S, B(8 cyl.)		1	
63/	A(6 cyl. & 8 cyl. 260, 289), X(8 cyl.)	Bolt(bracket to compressor)	4	
		Lockwasher-3/8"		34807-S8(X66)
60/61	A, S (8 cyl. 292, 352)	Screw & washer assy. (bracket to compressor)-3/8"-16 x 1"	4	373293-S8(BB563)
62/	A(8 cyl. 292, 352, 390)	Bolt (bracket to compressor)-3/8"-16 x 1 1/8"	4	354135-S7-8
62/63	S		4	(BB155A)
62/	B	Bolt (bracket to cylinder block)-5/16"-18 x 4"	1 or 2	45562-S8(B69)
63/	A(8 cyl. 260, 289), X		1 or 2	
60/62	A (8 cyl. 292)-with A/C	Screw & washer assy. (bracket to cylinder head)-3/8"-16 x 1 5/8"	1	373294-S8(BB564)
60	A (8 cyl. 292)-with A/C (except P/S)	Screw & washer assy.(brkt. to spacer)-3/8"-16x2"	1	373295-S8(BB567)
60/62	A (8 cyl. 292)-with A/C & P/S	Screw & washer assy. (bracket to pump support)	1	
62	B (6 cyl.)	Bolt (compressor adjusting)-3/8"-24 x 2"	1	20523-S8(B177)
60/	X (6 cyl.)		1	
62/	B (8 cyl.)	Bolt (compressor to cyl. block)-5/16"-18 x 2 1/2"	1	376765-S(BB416.F)
63/	B, X (6 cyl.)	locking	1	
63/	A(8 cyl. 260, 289), B, X(8 cyl.)	Bolt (bracket to cyl. front cover)-5/16"-18 x 1 1/2"	1	20466-S8 (B61)
63/	A(8 cyl. 260, 289), B, X(8 cyl.)	Bolt (bracket to cyl. head)-3/8"-16 x 3/4"	1	42996-S7-8(B251F)
2883 BRACKET - COMPRESSOR ADJUSTING				
60/	X (6 cyl.)		1	CODE 2883-A
60/	X (6 cyl.)	Bolt (bracket to compressor)-3/8"-16 x 1 1/2"	2	20468-S8(B85)
63	B(8 cyl.)	Bolt (bracket to mounting bracket)-3/8"-16 x 1"	2	20388-S8 (B80)
		Nut-3/8"-16		33799-S7 (M52)
		Lockwasher-3/8"		34807-S8 (X66)

2864 CLUTCH & PULLEY ASSY. - COMPRESSOR - Also Refer to Group 2983

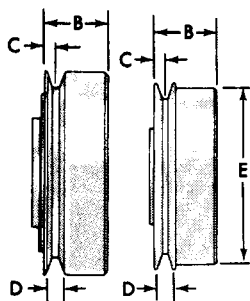
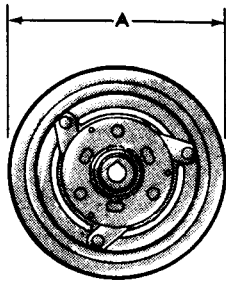


TYPE-1



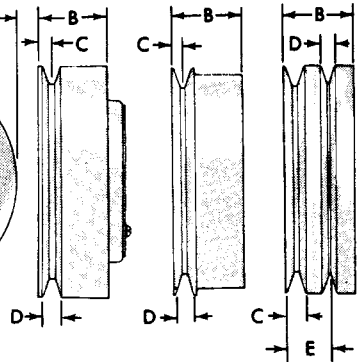
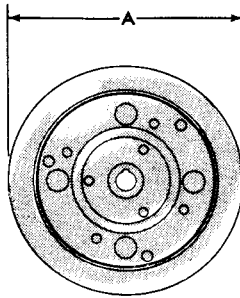
2A 2B 2C

TYPE-2A 2B AND 2C



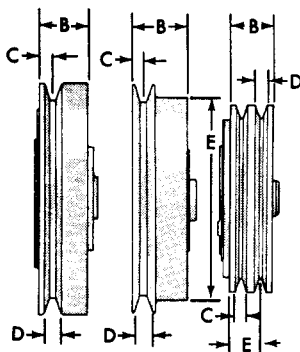
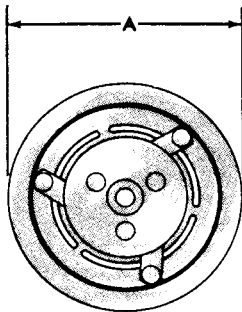
3A 3B

TYPE-3A AND 3B



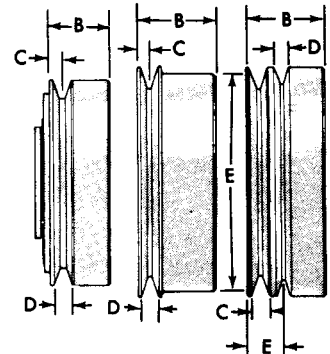
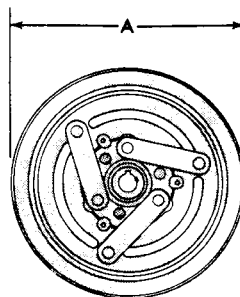
4A 4B 4C

TYPE-4A 4B AND 4C



5A 5B 5C

TYPE-5A 5B AND 5C



6A 6B 6C

TYPE-6A 6B AND 6C

AIR CONDITIONING CLUTCH PULLEYS
(See Chart Next Page)

P-6828

2884 CLUTCH and PULLEY ASSY. - COMPRESSOR - continued - Also Refer to Group 2983

A/C CLUTCH IDENTIFICATION CHART

For Model Application see below

T Y P E	A	B	C	D	E	NO. SHEAVES	VENDOR	STAMPED NO.	REMARKS	PART NUMBER
1	6 3/4	1 7/8	1 1/4	1/2		1	E		Has integral field-use w/C0AE 2979-A	C0AZ 2884-B
2B	6 3/4	1 7/8	7/16	1/2	6 1/16	1	E	C3AA 2981-A or C3AA 2981-A1	Has integral field-use w/C3SZ 2979-A	C3AZ 2884-A
2B	6 3/4	2 1/4	3/8	1/2	6 3/8	1	E	C2AA 2981-A or C2AA 2981-A1	Used on 1967 Ford-has integral field-use w/C3SZ 2979-A -R/B C8OZ 2884-B	*C2AZ 2884-A
2C	6 3/4	2 5/16	1/2	3/8	1 1/16	2	E	C4DA 2981-B or C4DA 2981-B1	Has integral field-use w/C3SZ 2979-A	†C4DZ 2884-A
4A	6 7/8	2 1/8	3/8	1/2		1	W	C2AA 2981-C	Has wire and field assy.	C2AZ 2884-C
4A	6 7/8	1 7/16	7/16	1/2		1	W	C3AA 2981-B	Less field-use w/C3SZ 2987-A	C3AZ 2884-B
5A	6 3/4	1 5/8	7/16	1/2		1	P	C4OA 2981-A	Less field-use w/C4AZ 2987-A	C4OZ 2884-A
2A	6 1/16	1 3/4	3/8	1/2		1	E	C2OA 2981-A	Has integral field-use w/C0AE 2979-A	C2OZ 2884-A
2A	6 3/4	2 5/16	5/16	3/8		1	E	B8AA 2981-A	Has integral field-use w/C0AE 2979-A	C0AZ 2884-D
2B	6 3/4	15/16	7/16	1/2	6 1/16	1	E	C3DA 2981-A	Has integral field-use w/C3SZ 2979-A	C3DZ 2884-A
6B	6 3/4	1 7/8	7/16	1/2	6 1/16	1	E	C3AA 2981-A2	Has integral field-use w/C3SZ 2979-A	C3AZ 2884-A
6B	6 3/4	2 1/4	3/8	1/2	6 3/8	1	E	C2AA 2981-A2	Has integral field-use w/C3SZ 2979-A R/B C8OZ 2884-B	*C2AZ 2884-A
2C	6 1/16	1 3/4	3/8	3/8	1	2	E	C3DA 2981-B	Has integral field-use w/C3SZ 2979-A	C3DZ 2884-B
6C	6 3/4	2 5/16	1/2	3/8	1 1/16	2	E	C4DA 2981-B2	Has integral field-use w/C3SZ 2979-A	†C4DZ 2884-A

MODEL APPLICATION

For illustration of Air Conditioning Clutch Pulleys see Page 45

YEAR	MODEL	REMARKS	TYPE	STAMPED IDENTIFICATION	USE WITH -	PART NUMBER
- A -						
60/62	A(6 cyl.)	r/b C8OZ 2884-B	2B	C2AA 2981-A, C2AA 2981-A1, C2AA 2981-A2	C3SZ 2979-A, C3SZ 2979-A, C3SZ 2979-A	*C2AZ 2884-A
	A(6 cyl.)-1962		4A	C2AA 2981-C, C2SA 2981-A		C2AZ 2884-C
	A(8 cyl, 292)		1		C0AE 2979-A	C0AZ 2884-B
	A(8 cyl, 352, 390)	r/b C8OZ 2884-B	2B	C2AA 2981-A, C2AA 2981-A1, C2AA 2981-A2	C3SZ 2979-A, C3SZ 2979-A, C3SZ 2979-A	*C2AZ 2884-A
	A(8 cyl, 352, 390)-1962		4A	C2AA 2981-C, C2SA 2981-A		C2AZ 2884-C
	A		2A	B8AA 2981-A	C0AE 2979-A	C0AZ 2884-D
63/	A(6 cyl.)		4A	C2AA 2981-C, C2SA 2981-A		C2AZ 2884-C
	A(6 cyl.)	r/b C8OZ 2884-B	2B	C2AA 2981-A, C2AA 2981-A1, C2AA 2981-A2	C3SZ 2979-A, C3SZ 2979-A, C3SZ 2979-A	*C2AZ 2884-A
	A(8 cyl, 260, 289)		2B	C3AA 2981-A, C3AA 2981-A1, C3AA 2981-A2	C3SZ 2979-A, C3SZ 2979-A, C3SZ 2979-A	C3AZ 2884-A
	A(8 cyl, 260, 289)		4A	C3AA 2981-B	C3SZ 2987-A	C3AZ 2884-B
	A(8 cyl, 352, 390)		4A	C2AA 2981-C, C2SA 2981-A		C2AZ 2884-C
	A(8 cyl, 352, 390)	r/b C8OZ 2884-B	2B	C2AA 2981-A, C2AA 2981-A1, C2AA 2981-A	C3SZ 2979-A, C3SZ 2979-A, C3SZ 2979-A	*C2AZ 2884-A
	A		2A	B8AA 2981-A	C0AE 2979-A	C0AZ 2884-D
- B -						
62	B		2A	C2OA 2981-A	C0AE 2979-A	C2OZ 2884-A
63/	B(6 cyl. & 8 cyl.)		2B	C3AA 2981-A, C3AA 2981-A1, C3AA 2981-A2	C3SZ 2979-A, C3SZ 2979-A, C3SZ 2979-A	C3AZ 2884-A
	B(6 cyl. & 8 cyl.)		4A	C3AA 2981-B	C3SZ 2987-A	C3AZ 2884-B

FORD CAR PARTS

SECTION 24

2884 CLUTCH & PULLEY ASSY. - COMPRESSOR - continued - Also Refer to Groups 2983

YEAR	MODEL	REMARKS	TYPE †	STAMPED IDENTIFICATION	USE WITH -	PART NUMBER
- B -						
	B(8 cyl. 289)-1965	r/b C8OZ 2884-B	2B 2B 6B	C2AA 2981-A, C2AA 2981-A1, C2AA 2981-A2	C3SZ 2979-A, C3SZ 2979-A, C3SZ 2979-A	*C2AZ 2884-A
	B(8 cyl. 289)-1965		4A	C2AA 2981-C, C2SA 2981-A		C2AZ 2884-C
- S -						
60	S(8 cyl. 352)		2A	B8AA 2981-A	C0AE 2979-A	C0AZ 2884-D
	S	r/b C8OZ 2884-B	2B 2B 6B	C2AA 2981-A, C2AA 2981-A1, C2AA 2981-A2	C3SZ 2979-A, C3SZ 2979-A, C3SZ 2979-A	*C2AZ 2884-A
61	S	r/b C8OZ 2884-B	2B 2B 6B	C2AA 2981-A, C2AA 2981-A1, C2AA 2981-A2	C3SZ 2979-A, C3SZ 2979-A, C3SZ 2979-A	*C2AZ 2884-A
62/	S	r/b C8OZ 2884-B	2B 2B 6B	C2AA 2981-A, C2AA 2981-A1, C2AA 2931-A2	C3SZ 2979-A, C3SZ 2979-A, C3SZ 2979-A	*C2AZ 2884-A
	S		4A	C2AA 2981-C, C2SA 2981-A		C2AZ 2884-C
- X -						
60/62	X(6 cyl.)		2B	C3DA 2981-A	C3SZ 2979-A	C3DZ 2884-A
63/64	X(6 cyl.)-1963		2B	C3DA 2981-A	C3SZ 2979-A	C3DZ 2884-A
	X(6 cyl.) "Before 3/2/64"		2C	C3DA 2981-B	C3SZ 2979-A	C3DZ 2884-B
	X(6 cyl.)-1964 "From 3/2/64"		2C	C4DA 2981-B, C4DA 2981-B1, C4DA 2981-B2	C3SZ 2979-A, C3SZ 2979-A, C3SZ 2979-A	C4DZ 2884-A
	X(8 cyl.)		2B 2B 6B	C3AA 2981-A, C3AA 2981-A1, C3AA 2981-A2	C3SZ 2979-A, C3SZ 2979-A, C3SZ 2979-A	C3AZ 2884-A
	X(8 cyl.)-1964		5A	C4OA 2981-A	C4AZ 2987-A	C4OZ 2884-A
	X(8 cyl.)		4A	C3AA 2981-B	C3SZ 2987-A	C3AZ 2884-B
YEAR	MODEL	DESCRIPTION	QTY.	PART NUMBER		
60/61	A (8 cyl.), S (8 cyl. 352)	Bolt (clutch to compressor)-5/16"-24 x 1 1/2"	1	373296-S(BB435)		
62	A	locking	1			
64	A(8 cyl. 289)		1			
64	B (6 & 8 cyl.)		1			
64	X "Before 3/2/64"		1			
62/	B (6 cyl.)	Snap ring (pulley to shaft)	2	353650-S100(QQ11)		
60	A (8 cyl.), S (8 cyl. 352)	Retainer-snap (clutch)-1 3/16"	1	373452-S(QQ41)		
60	A (8 cyl.), S (8 cyl. 352)	Retainer-snap (clutch)-2 1/4"	1	373453-S(QQ79)		
60/61	A (8 cyl.), S (8 cyl. 352)	Bolt (clutch to compressor)-1/4"-20 x 3/4"	3	20344-S8(B42)		
64/	A (6 cyl. & 8 cyl. 352, 390), S	Screw & washer(to compressor)-5/16"-24 x 1 3/4"	1	359780-S7(BB83)		
64/	X "From 3/2/64"		1			
62	A, S	Lockwasher-3/4" external tooth		34940-S7-8(X88)		
		Screw & washer(field coil to compr.)-1/4"-20 x 5/8"	3	43263-S8(U3)		
60/61	A (8 cyl.)	Bolt(pulley to comp.)-5/16"-24 x 1"	1	358606-S(BB427)		
60/63	S	self locking	1			
62/	A, B, S, X	Washer-flat-21/64"		358605-S(XX115)		
		Bolt(to compressor)-5/16"-24 x 1 1/2"-locking	1	374411-S8 (BB435C)		
2887 SPACER - COMPRESSOR MOUNTING BRACKET						
64	A(8 cyl. 352, 390)-except 4 speed S/T	25/64" I. D. -3/4" O. D. -13/16" long	1	C4AZ 2887-A		
64/	A(8 cyl. 352, 390)-exc. models w/bucket seats	17/32" I. D. -1 1/64" O. D. -49/64" long	1	C4AZ 2887-B		
62	B (6 cyl.)	Cut from 3/8" pipe	1	*C2OA 2887-A		
2888 BRACE - COMPRESSOR - FRONT - Also refer to Group 2889						
63/64	A (8 cyl. 260, 289)		1	C3OZ 2888-A		
63/64	B (8 cyl. 221, 260, 289)		1			
64	X (8 cyl. 260)		1			
64	S		1	C4SZ 2888-A		
64/	X (6 cyl.)		1	C4DZ 2888-B		
62	B	Bolt (brace to cylinder block)-3/8"-16 x 3/4"	1	20348-S8(B77)		
63	B-6 cyl.	Bolt (brace to mounting bracket)-3/8"-16 x 1 1/4"	1	359266-S8(B157)		
		Washer-flat-3/8"		352981-S(XX143)		

† See Illustration Page 45

YEAR	MODEL	DESCRIPTION	QTY.	PART NUMBER
2888 BRACE - COMPRESSOR - FRONT - continued Also refer to Groups 2889				
60/	X	Bolt (brace to cvlinder block)-3/8"-16 x 1"	1	20388-S8(B80)
60/	X	Bolt (brace to bracket)	1	
		Nut-3/8"-16	1	33799-S7(M52)
		Lockwasher-3/8"		34807-S8(X66)
		Washer-flat-3/8"		44727-S8(X24)
2889 BRACE - COMPRESSOR - Also refer to Group 2888				
64	A(8 cyl.352,390)-except models with bucket seats	Rear-to intake manifold	1	C4AZ 2889-A
63/64	X(6 cyl.) "Before 3/2/64"	Lower	1	C3DZ 2889-A
64/	X (6 cyl.) "From 3/2/64"	Lower	1	C4DZ 2889-A
63/	B, X(6 cyl.)	Bolt (to bracket)-3/8"-16 x 7/8"	1	20368-S8(B79)
2894 CAP - COMPRESSOR BELT IDLER PULLEY				
62/	B (6 cyl.170, 200)	Used in 8678 idler pulley assy.	1	B8QH 2894-A
2902 BRACKET - COMPRESSOR SUPPORT				
64	S		1	C4SZ 2902-A
		Screw & washer (to intake manifold)-3/8"-16 x 1"	1	373293-S8(BB563)
		Screw & washer (to compressor)	1	
		Washer-flat-3/8"		352981-S(XX143)
64	X (6 cyl.)	Bolt (to support)-3/8"-16 x 1"	1	20388-S8(B80)
		Nut-3/8"-16		33799-S7(M52)
64	X (8 cyl.)	Bolt (to manifold)-3/8"-16 x 7/8"	1	356685-S8(BB153)
63/64	A(8 cyl. 260, 289)		1	C3OZ 2902-A
63/64	B(8 cyl. 221, 260, 389)		1	
2A942 ARM - COMPRESSOR BELT ADJUSTMENT - Also refer to Group 10145				
64/	X(6 cyl.)		1	C4DZ 2A942-A
		Bolt (to compressor)-3/8"-16 x 1 1/8"	1	20408-S7(B81)
		Nut-3/8"-16	1	34057-S8(M161)
		Lockwasher-3/8"		34807-S8(X66)
2979 BRUSH and HOLDER ASSY. - COMPRESSOR				
60/62	A, B, S, X	With side hose mounts	1	C0AE 2979-A
63/	A, B, S, X	Stamped C3SA 2979-A or C7ZA 2987-A	1	C3SZ 2979-A
60/64	A (8 cyl.)	Bolt (holder to compressor)-3/8"-16 x 1/2"	1	20312-S7-8(B75)
60/63	S	Screw & washer assy. (brush clip to compressor base)-3/8"-16 x 1"	2or4	373293-S8(BB563)
60/64	A (6 cyl.)		4	
64/	S	Bolt (to compressor base)-1/4"-20 x 1/2"	2	20308-S7-8(B40)
63/64	A (8 cyl.)		1	
2980 RING ASSY. - COMPRESSOR CLUTCH				
60	A, S	Eaton	1	B9ME 2980-A
2983 ROTOR, PULLEY and ARMATURE ASSY. - COMPRESSOR - Also refer to Group 2884				
60/62	A, S (6 cyl. & 8 cyl. 352, 390)	Warner-less 2987 field	1	C2AZ 2983-A
2987 FIELD ASSY. - COMPRESSOR - WITH PILOT BUSHING				
60/62	A (8 cyl.), S	Warner	1	C0AE 2987-A
63/	A, B, S, X	Warner-includes (1) C0AE 2988-A pilot bushing-metal tag or stamped C3SA 2987-A 1.763"/1.795" thick	1	C3SZ 2987-A
64	A(8 cyl. 289)	Pitts Industries-metal tag or stamped C4VA 2987-A-1.697"/1.727" thick	1	C4AZ 2987-A
64/	B(6 & 8 cyl.)		1	
64	X(8 cyl.)		1	
64	A, B, S, X	Bolt (to compressor)-1/4"-20 x 1/2"	AR	20308-S7-8(B40)
2990 BEARING PULLEY - Also refer to Group 8678				
60/	A, B, S	For A/C compressor clutch-29/32" thick	1	B9ME 2990-A
64/	A(8 cyl. 289,352,390)-exc. 4/S/T, S	For idler pulley-.626" & 1.18" O. D.-2 13/16" long	1	C4AZ 2990-A
63	A (8 cyl. 352, 390)	Use w/C3AZ 19B969-J vibration modification kit	1	
60/	A, S	Snap ring (bearing to clutch shoe)	1	370377-S(QQ16)
60/	A, S	Retainer-snap (brg. to clutch field hsg.)-2 1/4"	1	372642-S(QQ80)
2992 GASKET - COMPRESSOR VALVE PLATE				
60/63	X		1	C0DF 2992-A
2995 HEAD - COMPRESSOR CYLINDER				
60/61	A, S	Lehigh or York compressor	1	C1AE 2995-A
60/	X		1	
60	A, S (8 cyl.)	Tecumseh compressor	1	C0AE 2995-A
60/	X		1	
64	S, X	Tecumseh	1	C3GY 2995-A
62/	S	York	1	C2SZ 2995-A
63/	A, B, X		1	
60	A, S (8 cyl.)	Screw & washer assy. (head to compressor crankcase)-5/16"-18 x 1 1/4"	15	373762-S (BB551H)