

HOW TO IDENTIFY CARBURETORS and RELATED PARTS

To facilitate the identification of service kits and parts for a specific carburetor, parts lists or bills of material are provided in Sections 95.1 and up, of this catalog for each carburetor assembly. It is necessary first to identify the carburetor assembly per the instructions that follow.

Carburetors can be identified by the stamping number shown on the carburetor or on a metal tag attached to the carburetor. The location of this stamping number differs for the various carburetors - see the Carburetor Identification Chart beginning on Page 470 of this section.

Each carburetor for 1960 and subsequent models has an identification tag. An illustration and explanation of the carburetor identification tags are shown on Page 470 of this section.

If either the tag or stamping identification number is known, the related carburetor and carburetor parts list numbers can be determined from the Guide beginning on Page 470 of this section.

Carburetors and their parts lists can also be identified by Engine, Model Year, etc. in the Application Identification Chart beginning on Page 473 of this Section. Also shown in the Carburetor Application Chart is the page number for a typical parts illustration for each carburetor assembly.

Carburetor illustrations are shown in Illustration Section 95 of Form AF 7682 .

Parts lists are grouped by type and engine and each group of related carburetor parts lists is shown in a separate section. The section number can readily be identified with the carburetor parts list numbers as shown in the following example:

Carburetor Type	Engine		Parts List Number	Catalog Section No.
	No. of Cyls.	C.I.D.		
Ford 1/B	6	144	1A, 1B, 1C etc.	95.1
Holley 1/B	6	144	2A, 2B	95.2
Ford 2/B	8	221	9A, 9B, 9C	95.9
Ford 4/B	8	352	15A, 15B, 15C etc.	95.15

For ready reference, kit part numbers are shown at the beginning of each parts list section. A listing of components for each kit is shown in Section 95A. Refer to the Index at the beginning of Section 95A for page number of known kit.

Carburetor attaching parts are shown at the beginning of their respective parts lists following the part numbers for the kits.

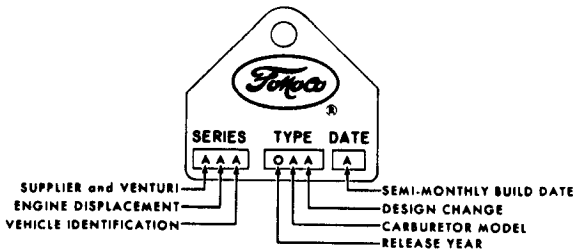
To identify the parts or kits for a specific carburetor it is only necessary to refer to the related parts list and parts illustration.

A Part Name Index in alphabetical order is shown at the beginning of the Fuel System in Section 90.

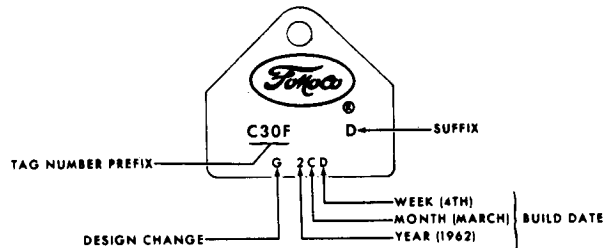
IMPORTANT: Always furnish appropriate Patent or Warranty Plate information and DSO number if applicable when ordering parts not listed in the Catalog.

CARBURETOR IDENTIFICATION TAGS

1961 - and PRIOR



1962/



P.3221

P.4485

CARBURETOR TAG OR STAMPING IDENTIFICATION GUIDE TO SERVICE CARBURETOR and PARTS LIST NUMBERS

IDENTIFICATION	PART NUMBER	PARTS LIST 95.	IDENTIFICATION	PART NUMBER	PARTS LIST 95.	IDENTIFICATION	PART NUMBER	PARTS LIST 95.
AAA0AA	COAE 9510-U	7A	COAE 9510-U	COAE 9510-U	7A	C2AE-AB	C2AZ 9510-C	13K
AAA0AB	COAE 9510-U	7A	COAE 9510-V	COAE 9510-Y	7B	C2AE-AC	C2AZ 9510-D	14J
AAA0AC	COAE 9510-U	7A	COAE 9510-Y	COAE 9510-Y	7B	C2AE-AD	C2AZ 9510-D	14J
AAA0BB	COAE 9510-Z	7C	COAE 9510-Z	COAE 9510-Z	7C	C2AE-AE	C2AZ 9510-D	14J
AAA0BC	COAE 9510-Y	7C	CODE 9510-A	CODE 9510-A	2B	C2AE-AF	C2AZ 9510-D	14J
AAA0BD	COAE 9510-Y	7C	CODE 9510-B	CODE 9510-B	2A	C2AE-AG	C2AZ 9510-G	17E
AAA0CA	COAE 9510-Y	7B	CODE 9510-C	CODE 9510-C	2C	C2AE-AJ	C2AZ 9510-G	17E
AAA0DA	COAE 9510-Y	7B	CODE 9510-D	CODE 9510-D	2D	C2AE-AK	C2AZ 9510-G	17E
AAA0EA	COAE 9510-U	7A	COLE 9510-A	COLE 9510-A	22A	C2AE-AL	C2AZ 9510-G	17E
AAA0EB	COAE 9510-U	7A	C1AE 9510-AA	C1AE 9510-AA	13H	C2AE-AN	C2AZ 9510-G	17E
AAA0FA	COAE 9510-Y	7B	C1AE 9510-AB	C1AE 9510-AB	13J	C2AE-AR	C2AZ 9510-G	17E
			C1AE 9510-AC	C1AE 9510-AC	14E	C2AE-AS	C2AZ 9510-H	7M
A0D0AA	CODE 9510-A	2B	C1AE 9510-AD	C1AE 9510-AD	14F	C2AE-AT	C2AZ 9510-G	17E
A0D0AB	CODE 9510-A	2B	C1AE 9510-AE	C1AE 9510-AE	14G	C2AE-AU	C2AZ 9510-G	17E
A0D0AC	CODE 9510-C	2C	C1AE 9510-AF	C1AE 9510-AF	14H	C2AE-AV	C2AZ 9510-G	17E
A0D0AD	CODE 9510-C	2C	C1AE 9510-AG	C1AE 9510-AG	17A	C2AE-AY	C2AZ 9510-G	17E
A0D0BA	CODE 9510-B	2A	C1AE 9510-AH	C1AE 9510-AH	17B	C2AE-AZ	C2AZ 9510-G	17E
A0D0BB	CODE 9510-B	2A	C1AE 9510-AI	C1AE 9510-AI	17C	C2AE-B	C2AZ 9510-B	7J
A0D0BC	CODE 9510-B	2A	C1AE 9510-AJ	C1AE 9510-AJ	17D	C2AE-BA	C2AZ 9510-G	17E
A0D0BD	CODE 9510-D	2D	C1AE 9510-AM	C1AE 9510-AM	20E	C2AE-BB	C2AZ 9510-H	7M
A0D0BE	CODE 9510-D	2D	C1AE 9510-AN	C1AE 9510-AN	7G	C2AE-BC	C2AZ 9510-H	7M
APD1AA	C1DE 9510-C	4A	C1AE 9510-AO	C1AE 9510-AO	18A	C2AE-C	C2AZ 9510-H	7M
APD1BA	C1DE 9510-D	4B	C1AE 9510-AP	C1AE 9510-AP	18B	C2AE-CB	C3AZ 9510-L	20B
			C1AE 9510-AQ	C1AE 9510-AQ	18C	C2AE-D	C2AZ 9510-H	7M
			C1AE 9510-AR	C1AE 9510-AR	18D			
			C1AE 9510-AS	C1AE 9510-AS	18E			
			C1AE 9510-AT	C1AE 9510-AT	18F			
			C1AE 9510-AU	C1AE 9510-AU	18G			
			C1AE 9510-AV	C1AE 9510-AV	18H			
			C1AE 9510-E	C1AE 9510-E	7D			
			C1AE 9510-F	C1AE 9510-F	7E	C2AE-E	C2AZ 9510-E	7K
			C1AE 9510-G	C1AE 9510-G	7F	C2AE-F	C2AZ 9510-F	7L
			C1AE 9510-H	C1AE 9510-H	7F	C2AE-Y	C2AZ 9510-C	13K
			C1AE 9510-I	C1AE 9510-I	7F	C2AE-Z	C2AZ 9510-C	13K
			C1AE 9510-J	C1AE 9510-J	13F	C2AF-AA	C2AZ 9510-C	13K
			C1AE 9510-K	C1AE 9510-K	13G	C2AF-AB	C2AZ 9510-C	13K
			C1AE 9510-L	C1AE 9510-L	2E	C2AF-AC	C2AZ 9510-C	13K
			C1AE 9510-M	C1AE 9510-M	2F	C2AF-AD	C2AZ 9510-C	13K
			C1AE 9510-N	C1AE 9510-N	2G	C2AF-AE	C2AZ 9510-D	14J
			C1AE 9510-O	C1AE 9510-O	4A	C2AF-AF	C2AZ 9510-D	14J
			C1AE 9510-P	C1AE 9510-P	4B	C2AF-AG	C2AZ 9510-D	14J
			C1AE 9510-Q	C1AE 9510-Q	4C	C2AF-AH	C2AZ 9510-D	14J
			C1AE 9510-R	C1AE 9510-R	4D	C2AF-AI	C2AZ 9510-G	17E
			C1AE 9510-S	C1AE 9510-S	4D	C2AF-AJ	C2AZ 9510-G	17E
			C2AE-A	C2AZ 9510-A	7H	C2AF-AK	C2AZ 9510-G	17E
			C2AE-AA	C2AZ 9510-C	13K			

CARBURETOR TAG OR STAMPING IDENTIFICATION GUIDE TO SERVICE CARBURETOR and PARTS LIST NUMBERS-continued

IDENTIFICATION	PART NUMBER	PARTS LIST 95.	IDENTIFICATION	PART NUMBER	PARTS LIST 95.	IDENTIFICATION	PART NUMBER	PARTS LIST 95.
C2AF-AL	C2AZ 9510-G	17E	C3AF-BM	C3AZ 9510-AD	6H	C4AF-DL	C3AZ 9510-AL	17S
C2AF-AM	C2AZ 9510-G	17E	C3AF-BN	C3AZ 9510-AC	6G	C4AF-DM	C3AZ 9510-AM	6L
C2AF-AN	C2AZ 9510-G	17E	C3AF-BR	C3AZ 9510-AD	6H	C4AF-DN	C3AZ 9510-AN	6M
C2AF-AR	C2AZ 9510-G	17E	C3AF-BS	C3AZ 9510-AE	6J	C4AF-DR	C3AZ 9510-A	6A
C2AF-N	C2AZ 9510-G	17E	C3AF-BT	C3AZ 9510-AF	6K	C4AF-DS	C3AZ 9510-B	6B
C2AF-S	C2AZ 9510-G	17E	C3AF-BU	C3AZ 9510-AH	17N	C4AF-DU	C3AZ 9510-AL	17S
C2AF-T	C2AZ 9510-G	17E	C3AF-BV	C3AZ 9510-AG	17P	C4AF-DV	C3AZ 9510-AK	17R
C2AF-U	C2AZ 9510-G	17E	C3AF-BW	C3AZ 9510-AH	17N	C4AF-DY	C3AZ 9510-AK	17R
C2AF-Y	C2AZ 9510-G	17E	C3AF-BX	C3AZ 9510-AG	17P	C4AF-DZ	C4AZ 9510-D	15E
C2AF-Z	C2AZ 9510-G	17E	C3AF-C	C3AZ 9510-C	6C	C4AF-EA	C4AZ 9510-D	15E
C2DE-A	C2DE 9510-B	2H	C3AF-D	C3AZ 9510-D	6D	C4AF-EB	C3AZ 9510-AR	11E
C2DE-B	C2DE 9510-B	2H	C3AF-E	C3AZ 9510-F	14K	C4AF-EC	C3AZ 9510-AR	11E
C2DE-C	C2DE 9510-D	4E	C3AF-F	C3AZ 9510-F	14K	C4AF-ED	C3AZ 9510-AN	6M
C2DE-D	C2DE 9510-D	4E	C3AF-N	C3AZ 9510-J	17J	C4AF-EE	C3AZ 9510-AM	6L
C2DE-J	C2OZ 9510-E	4F	C3AF-R	C3AZ 9510-H	17H	C4AF-EF	C3AZ 9510-AL	17S
C2DE-K	C2OZ 9510-E	4F	C3AF-S	C3AZ 9510-J	17J	C4AF-EH	C4AZ 9510-E	16B
C2DE-L	C2DZ 9510-A	2J	C3AF-T	C3AZ 9510-H	17H	C4AF-L	C3AZ 9510-A	6A
C2DE-M	C2DZ 9510-A	2J	C3AF-Y	C3AZ 9510-N	6E	C4AF-M	C3AZ 9510-B	6B
C2DE-N	C2DZ 9510-B	4G	C3AF-Z	C3AZ 9510-R	6F	C4AF-N	C4AZ 9510-C	15D
C2DE-R	C2DZ 9510-B	4G	C3DF-A	C3DZ 9510-A	1A	C4DF-S	C4DZ 9510-C	10K
C2DE-T	C2DZ 9510-A	2J	C3DF-B	C3DZ 9510-B	1B	C4AF-R	C4AZ 9510-C	15D
C2DE-U	C2DZ 9510-B	4G	C3DF-C	C3OZ 9510-E	9B	C4AF-S	C3AZ 9510-C	6C
C2OE-N	C2OZ 9510-A	9A	C3DF-D	C3OZ 9510-E	9B	C4AF-T	C3AZ 9510-D	6D
C2OE-R	C2OZ 9510-A	9A	C3DF-E	C3AZ 9510-E	10B	C4DF-AA	C3OZ 9510-B	3B
C2OE-S	C2OZ 9510-A	9A	C3DF-F	C3AZ 9510-E	10B	C4DF-AB	C5ZZ 9510-K	10M
C2OE-T	C2OZ 9510-A	9A	C3DF-G	C3DZ 9510-C	10C	C4DF-AC	C5ZZ 9510-K	10M
C2OF-AA	C2OZ 9510-F	10A	C3DF-H	C3DZ 9510-C	10C	C4DF-E	C4DZ 9510-A	10F
C2OF-AB	C2OZ 9510-F	10A	C3DF-L	C3DZ 9510-D	10E	C4DF-F	C4DZ 9510-A	10F
C2OF-AC	C2OZ 9510-F	10A	C3DF-M	C3DZ 9510-D	10E	C4DF-G	C3DZ 9510-A	1A
C2OF-AD	C2OZ 9510-F	10A	C3DF-R	C3DZ 9510-E	1C	C4DF-H	C3DZ 9510-B	1B
C2OF-N	C2OZ 9510-A	9A	C3DF-S	C3DZ 9510-F	1D	C4DF-J	C4DZ 9510-B	10G
C2OF-R	C2OZ 9510-A	9A	C3GF-C	C3OZ 9510-C	3C	C4DF-K	C4DZ 9510-B	10G
C2OF-S	C2OZ 9510-A	9A	C3GF-D	C3OZ 9510-D	3D	C4DF-N	C4DZ 9510-B	10G
C2OF-T	C2OZ 9510-A	9A	C3OF-A	C3OZ 9510-A	3A	C4DF-R	C4DZ 9510-B	10G
C2SE-A	C2SZ 9510-B	18C	C3OF-AA	C3OZ 9510-F	5A	C4DF-T	C4DZ 9510-C	10K
C2SE-C	C2SZ 9510-A	17F	C3OF-AB	C3OZ 9510-G	12A	C4DF-U	C3DZ 9510-G	1E
C2SE-E	C2SZ 9510-C	18D	C3OF-AG	C3OZ 9510-H	9C	C4DF-V	C3DZ 9510-A	1A
C2SF-A	C2SZ 9510-A	17F	C3OF-AH	C3OZ 9510-H	9C	C4DF-Z	C3DZ 9510-B	1B
C2SF-B	C2SZ 9510-D	17G	C3OF-AJ	C3OZ 9510-J	12B	C4OF-A	C4OZ 9510-A	10F
C3AE-A	C3AZ 9510-G	20F	C3OF-AK	C3OZ 9510-M	3E	C4OF-AE	C4OZ 9510-C	10H
C3AE-B	C3AZ 9510-K	20A	C3OF-AL	C3OZ 9510-L	3F	C4OF-AK	C4OZ 9510-C	10H
C3AE-C	C3AZ 9510-S	20C	C3OF-AM	C3OZ 9510-K	5B	C4OF-AL	C4OZ 9510-D	12D
C3AF-A	C3AZ 9510-A	6A	C3OF-B	C3OZ 9510-B	3B	C4OF-AM	C4OZ 9510-E	10L
C3AF-AK	C3AZ 9510-M	11A	C3OF-C	C3OZ 9510-E	9B	C4OF-AS	C4OZ 9510-E	10L
C3AF-AL	C3AZ 9510-M	11A	C3OF-D	C3OZ 9510-E	9B	C4OF-AT	C4OZ 9510-D	12D
C3AF-AM	C3AZ 9510-V	14L	C3OF-E	C3AZ 9510-E	10B	C4OF-B	C4OZ 9510-A	10F
C3AF-AN	C3AZ 9510-V	14L	C3OF-F	C3AZ 9510-E	10B	C4OF-BA	C3OZ 9510-N	3G
C3AF-AT	C3AZ 9510-Z	17L	C3PF-B	C3OZ 9510-T	1F	C4OF-BB	C3OZ 9510-R	3H
C3AF-AU	C3AZ 9510-Y	17K	C3PF-C	C3AZ 9510-AS	6N	C4OF-BD	C3OZ 9510-A	3A
C3AF-AV	C3AZ 9510-Z	17L	C3SF-B	C3SZ 9510-B	17M	C4OF-BE	C3OZ 9510-S	5C
C3AF-AY	C3AZ 9510-Y	17K	C4AF-B	C3AZ 9510-AJ	11C	C4OF-BF	C3OZ 9510-F	5A
C3AF-AZ	C3AZ 9510-U	11B	C4AF-C	C3AZ 9510-AJ	11C	C4OF-BJ	C3AZ 9510-AR	11E
C3AF-B	C3AZ 9510-B	6B	C4AF-DD	C3AZ 9510-AR	11E	C4OF-BK	C3OZ 9510-R	3H
C3AF-BA	C3AZ 9510-U	11B	C4AF-DE	C3AZ 9510-AR	11E	C4OF-BL	C3OZ 9510-N	3G
C3AF-BD	C3AZ 9510-T	10D	C4AF-DF	C4AZ 9510-D	15E	C4OF-BM	C3OZ 9510-S	5C
C3AF-BE	C3AZ 9510-T	10D	C4AF-DG	C4AZ 9510-D	15E	C4OF-BR	C5ZZ 9510-K	10M
C3AF-BJ	C4AZ 9510-A	20D	C4AF-DH	C3AZ 9510-AK	17R	C4OF-BS	C5ZZ 9510-K	10M
C3AF-BK	C4AZ 9510-A	20D	C4AF-DJ	C3AZ 9510-AK	17R	C4OF-BT	C4OZ 9510-D	12D
C3AF-BL	C3AZ 9510-AC	6G	C4AF-DK	C3AZ 9510-AL	17S	C4OF-BU	C4OZ 9510-D	12D

CARBURETOR TAG OR STAMPING IDENTIFICATION GUIDE TO SERVICE CARBURETOR and PARTS LIST NUMBERS-continued

IDENTIFICATION	PART NUMBER	PARTS LIST 95.	IDENTIFICATION	PART NUMBER	PARTS LIST 95.	IDENTIFICATION	PART NUMBER	PARTS LIST 95.
C40F-BV	C3AZ 9510-AR	11E	C80F-AA	C8OZ 9510-AA	20R	EFA0AA	COAE 9510-J	15A
C40F-F	C3OZ 9510-A	3A	C80F-AB	C8OZ 9510-AB	20S	EFA0AA	COAZ 9510-C	15C
C40F-G	C3OZ 9510-B	3B	C80F-F	C5OZ 9510-H	3X	EFA0AB	COAE 9510-J	15A
C40F-H	C3OZ 9510-F	5A	C8PF-E	C3OZ 9510-T	1F	EFA0AB	COAZ 9510-C	15C
C40F-J	C4OZ 9510-B	11D	C8PF-N	C3AZ 9510-AT	6P	EFA0AC	COAE 9510-J	15A
C40F-K	C4OZ 9510-C	10H				EFA0AC	COAZ 9510-C	15C
C40F-L	C4OZ 9510-C	10H	DBA0AA	COAE 9510-M	13A	EFA0BA	COAE 9510-K	15B
C4SF-B	C4SZ 9510-A	17Q	DBA0AB	COAE 9510-M	13A	EFA0BB	COAE 9510-K	15B
C4ZF-N	C5ZZ 9510-K	10M	DBA0AC	COAE 9510-M	13A	EFA0BC	COAE 9510-K	15B
C4ZF-R	C5ZZ 9510-K	10M	DBA0AD	COAE 9510-AF	13C	FKL0BA	COLE 9510-A	22A
C5AF-BC	C6AZ 9510-AH	20G	DBA0AD	COAZ 9510-A	13E			
C5AF-BD	C6AZ 9510-AH	20G	DBA0AE	COAZ 9510-A	13E	HAA1AA	C1AE 9510-E	7D
C50F-J	C4OZ 9510-D	12D	DBA0AE	COAE 9510-AF	13C	HAA1BA	C1AE 9510-F	7E
			DBA0AF	COAE 9510-AF	13C	HAA1CA	C1AE 9510-G	7F
C50F-K	C4OZ 9510-D	12D	DBA0AF	COAZ 9510-A	13E			
C50F-L	C4OZ 9510-F	12F	DBA0BA	COAE 9510-H	13B	HAA1DA	C1AE 9510-H	7F
C50F-M	C4OZ 9510-F	12F	DBA0BB	COAE 9510-H	13B	HAA1FA	C1AE 9510-AR	7G
C50F-T	C4OZ 9510-F	12F	DBA0BC	COAE 9510-H	13B	HOD1AA	C1DE 9510-A	2E
C50F-U	C4OZ 9510-F	12F	DBA0BD	COAE 9510-AG	13D	HOD1BA	C1DE 9510-B	2F
C5SF-A	C5SZ 9510-A	17X	DBA0BE	COAE 9510-AG	13D	HOD1BA	C1DZ 9510-A	2G
C5SF-B	C5SZ 9510-A	17X	DBA0BF	COAE 9510-AG	13D	HPD1AA	C1DE 9510-E	4C
C5ZF-A	C5ZZ 9510-H	11F	DBA1AA	C1AE 9510-Y	13F	HPD1BA	C1DE 9510-F	4D
C5ZF-B	C5ZZ 9510-H	11F	DBA1BA	C1AE 9510-Z	13G	JSA1AA	C1AE 9510-AM	20E
C5ZF-G	C5ZZ 9510-L	11L	DBA1BB	C1AE 9510-Z	13G	KBA1AA	C1AE 9510-AA	13H
C5ZF-H	C5ZZ 9510-L	11L	DFA0AA	COAE 9510-R	14B	KBA1BA	C1AE 9510-AB	13J
C6DF-A	C5ZZ 9510-L	11L	DFA0AB	COAE 9510-R	14B	KBA1BB	C1AE 9510-AB	13J
C6DF-B	C5ZZ 9510-L	11L	DFA0AC	COAE 9510-AB	14C	KFA1AA	C1AE 9510-AE	14G
			DFA0AD	COAE 9510-AB	14C	KFA1BA	C1AE 9510-AF	14H
						KFA1BB	C1AE 9510-AF	14H
C6PF-D	C3AZ 9510-AT	11AD						
C6PF-D	C3AZ 9510-AV	11AD	DFA0AE	COAE 9510-AB	14C	LSA1SA	C1AE 9510-AG	17A
C6PF-F	C2AZ 9510-J	13L	DFA0BA	COAE 9510-S	14A	LSA1TA	C1AE 9510-AH	17B
C6PF-F	C2AZ 9510-K	13L	DFA0BB	COAE 9510-S	14A	LSA1TB	C1AE 9510-AN	17B
C6PF-J	C5OZ 9510-H	3X	DFA0BC	COAE 9510-AC	14D	LSA1WA	C1AE 9510-AK	17C
C6PF-M	C3OZ 9510-J	12B	DFA0BD	COAE 9510-AC	14D	LSA1XA	C1AE 9510-AL	17D
C6ZF-C	C4OZ 9510-F	12F	DFA0BE	COAE 9510-AC	14D	LSA1XB	C1AE 9510-AL	17D
C6ZF-F	C4OZ 9510-F	12F	DFA1AA	C1AE 9510-AC	14E			
			DFA1BA	C1AE 9510-AD	14F			
			DFA1BB	C1AE 9510-AD	14F			

YEAR	MODEL	CYL.	C.I.D.	DESCRIPTION	QTY.	PART NUMBER
9A500 - 9A501 - Refer to Carburetor Parts Lists Section 95						
9A501 TUBE - CARBURETOR SECONDARY BALANCE						
63/	A(with 8/B carb.)	8	406,427		1	C3AZ 9A501-A
9B501 - 9B508 -Refer to Carburetor Parts Lists Section 95						

9510 CARBURETOR APPLICATION CHART - Refer to page 469 of this section for carburetor identification information

6 CYLINDER ENGINES

ENGINE C.I.D.	1960	1961	1962	1963	1964	ENGINE C.I.D.	1960	1961	1962	1963	1964
144	X	X	X	X	X	200				B, X	B, X
170		X	B, X	B, X	B, X	223	A	A	A	A	A

9510 CARBURETOR APPLICATION CHART - continued - Refer to Page 469 of this Sec. for Carb. Identification Information

YEAR	MODEL	ENGINE		TYPE	IDENTIFICATION	ILLUS. SEC. 95 PAGE	NOTES	PART NUMBER	REPLACED BY	Parts List 95.
		CYL.	C.I.D.							
6 CYLINDER 144 ENGINE										
60	X (with F/M/2)	6	144	H-1	CODE 9510-B, (A0D0BA), (A0D0BB), (A0D0BC)	318	1B, 13	CODE 9510-B	C1DZ 9510-A	2A
60	X (with S/T)	6	144	H-1	CODE 9510-A, (A0D0AA), (A0D0AB)	318	1B, 13	CODE 9510-A	C1DZ 9510-A	2B
60/61	X (with F/M/2)	6	144	H-1	CODE 9510-D, (A0D0BD), (A0D0BE)	318	1B, 13, 31	CODE 9510-D	C1DZ 9510-A	2D
60/61	X (with S/T)	6	144	H-1	CODE 9510-C, (A0D0AC), (A0D0AD)	318	1B, 13, 31	CODE 9510-C	C1DZ 9510-A	2C
60/61	X	6	144	H-1	C1DE 9510-B, (H0D1BA)	318	1B, 38, 39	C1DZ 9510-A (CA-156)		2G
61	X (with S/T)	6	144	H-1	C1DE 9510-A, (H0D1AA)	318	1B, 13, 32	C1DE 9510-A	C1DZ 9510-A	2E
61	X (with F/M/2)	6	144	H-1	C1DE 9510-B, (H0D1BA)	318	1B, 13, 32	C1DE 9510-B	C1DZ 9510-A	2F
62	X	6	144	H-1	C2DE-B, A	323	1A, 13	C2DE 9510-B	C2DZ 9510-A	2H
62	X (with F/M/2)	6	144	H-1	C2DE-M, L, T	323	1A, 13, 20	C2DZ 9510-A		2J
63	X (with F/M/2)	6	144	F-1	C3DF-B, C4DF-H, Z	326	1A, 44, 45	C3DZ 9510-B		1B
63/64	X (with S/T)	6	144	F-1	C3DF-A, C4DF-G, V	326	1A, 44, 45	C3DZ 9510-A	C3DZ 9510-F	1A
63/64	X (with S/T)	6	144	F-1	C3DF-R	326	1A, 13, 46	C3DZ 9510-E	C3DZ 9510-F	1C
63/64	X (with S/T)	6	144	F-1	C4DF-U	326	1A, 44	C3DZ 9510-G	C3DZ 9510-F	1E
63/64	X (with F/M/2)	6	144	F-1	C3DF-S	326	1A, 13, 46	C3DZ 9510-F		1D
63/64	X	6	144	F-1	C3PF-B, C8PF-E	326	44, 66	C3OZ 9510-T (CA-307)		1F
6 CYLINDER 170 ENGINE										
61	X (with S/T)	6	170	H-1	C1DE 9510-C, (APD1AA)	322	1A, 13, 31	C1DE 9510-C	C1DE 9510-F	4A
61	X (with S/T)	6	170	H-1	C1DE 9510-E, (HPD1AA)	322	1A, 13, 32	C1DE 9510-E	C1DE 9510-F	4C
61	X (with F/M/2)	6	170	H-1	C1DE 9510-D, (APD1BA)	322	1A, 13, 31	C1DE 9510-D	C1DE 9510-F	4B
61	X (with F/M/2)	6	170	H-1	C1DE 9510-F, (HPD1BA)	322	1A, 13, 20, 32	C1DE 9510-F		4D
61	X (with F/M/2)	6	170	H-1	C1DE-F	322	1A, 13, 67	C1DZ 9510-B (CA-654)		4D
62	B, X	6	170	H-1	C2DE-D, C	323	1A, 13	C2DE 9510-D	C2DZ 9510-B	4E
62	B (Taxicab)	6	170	H-1	C2DE-K, J	323	1A, 13, 20	C2OZ 9510-E		4F
62	B, X (with F/M/2)	6	170	H-1	C2DE-R, N, U	323	1A, 13, 20	C2DZ 9510-B		4G
63	B, X (with S/T)	6	170	F-1	C3OF-A, C4OF-F, BD	326	1A, 44, 45	C3OZ 9510-A	C3OZ 9510-T	3A
63	B, X (with F/M/2)	6	170	F-1	C3OF-B, C4OF-G, C4DF-AA	326	1A, 44, 45	C3OZ 9510-B	C3OZ 9510-T	3B
63	B (taxicab) (with S/T)	6	170	F-1	C3GF-C	326	1A, 44	C3OZ 9510-C	C3OZ 9510-T	3C
63	B (taxicab) (with F/M/2)	6	170	F-1	C3GF-D	326	1A, 44	C3OZ 9510-D	Not Replaced	3D
63/64	B, X	6	170	F-1	C3PF-B	326	44, 66	C3OZ 9510-T (CA-307)		1F
63/64	B, X (with S/T)	6	170	F-1	C3OF-AK	326	1A, 13, 46	C3OZ 9510-M	C3OZ 9510-T	3E
63/64	B, X (with S/T)	6	170	F-1	C4OF-BA, BL	326	1A, 44	C3OZ 9510-N	C3OZ 9510-T	3G
63/64	B, X (with F/M/2)	6	170	F-1	C4OF-BB, BK	326	1A, 44	C3OZ 9510-R	C3OZ 9510-T	3H
63/64	X (with F/M/2)	6	170	F-1	C3OF-AL	326	1A, 13, 46	C3OZ 9510-L	C3OZ 9510-T	3F
63/	B, X	6	170	F-1	C8PF-J, C8OF-F	330	44, 66	C5OZ 9510-H (CA-308)		3X

- NOTE 1A** Stamping identification is located on main body
- NOTE 1B** Stamping identification is located on fuel inlet boss
- NOTE 13** Service package includes mounting gasket
- NOTE 20** For use on Standard and Overdrive transmissions remove dashpot and attaching parts
- NOTE 31** Not used with Emission Reduction
- NOTE 32** Used with Emission Reduction
- NOTE 38** Use less dashpot and install CODE 9B572-B spark valve for standard transmission
- NOTE 39** Service pkg. contains (1) CODE 9455-A gasket, (1) CODE 9B572-B spark valve, (1) CODE 9A588-A gasket
- NOTE 44** Service pkg. includes (1) C3DZ 9447-A gasket
- NOTE 45** Except with rocker arm cover type emission reduction
- NOTE 46** With rocker arm cover type emission reduction
- NOTE 66** Use C2DZ 9G545-A adaptor kit (carburetor) when using C3OZ 9510-T or C5OZ 9510-H to replace C2DZ 9510-B carburetors
- NOTE 67** Service pkg. includes (1) B2A 9827-A fuel inlet adaptor gasket

9510 CARBURETOR APPLICATION CHART - continued - Refer to Page 469 of this Sec. for Carb. Identification Information

YEAR	MODEL	ENGINE		TYPE	IDENTIFICATION	ILLUS. SEC. 95 PAGE	NOTES	PART NUMBER	REPLACED BY	Parts List 95.
		C Y L	C.I.D.							
6 CYLINDER 200 ENGINE										
63	B	6	200	F-1	C30F-AA, C40F-H, BF	326	1A, 44, 45	C30Z 9510-F	C30Z 9510-S	5A
63/64	B	6	200	F-1	C30F-AM	326	1A, 13, 46	C30Z 9510-K	C30Z 9510-S	5B
64	X	6	200							
63/64	B,X	6	200	F-1	C40F-BE, BM	326	1A, 44	C30Z 9510-S		5C
63/64	B,X	6	200	F-1	C3PF-B	326	44, 66	C30Z 9510-T (CA-307)		1F
63/	B,X	6	200	F-1	C6PF-J, C80F-F	330	44, 66	C50Z 9510-H (CA-308)		3X
6 CYLINDER 223 ENGINE										
60/61	A (with S/T & O/D)	6	223	H-1	C0AE 9510-E or U, (AAA0EA), (AAA0EB), (AAA0AA), (AAA0AB), (AAA0AC)	319	1B, 4, 29, 31	C0AE 9510-U (CA-84)		7A
60/61	A (with F/M/2, C/M)	6	223	H-1	C0AE 9510-Z, (AAA0BB), (AAA0BC), (AAA0BD)	319	1B, 13, 31	C0AE 9510-Z	C2AZ 9510-E	7C
61	A (with S/T & O/D)	6	223	H-1	C1AE 9510-E, (HAA1AA)	319	1B, 13, 32	C1AE 9510-E	C2AZ 9510-B	7D
61	A (with F/M, F/M/2, C/M)	6	223	H-1	C1AE 9510-F, (HAA1BA)	319	1B, 13, 32	C1AE 9510-F	C2AZ 9510-F	7E
61/62	A (with S/T & O/D)	6	223	H-1	C2AE-B	319	1A, 13, 32	C2AZ 9510-B (CA-215)		7J
61/62	A (with F/M/2, C/M)	6	223	H-1	C2AE-F	319	1A, 13, 32	C2AZ 9510-F (CA-207)		7L
62	A (with S/T & O/D)	6	223	H-1	C2AE-A	319	1A, 13, 31	C2AZ 9510-A (CA-214)		7H
62	A (with F/M/2)	6	223	H-1	C2AE-E	319	1A, 13, 31	C2AZ 9510-E		7K
63	A(P/C)(with S/T & O/D)	6	223	F-1	C3AF-Y	326	1A, 43, 45	C3AZ 9510-N		6E
63	A(P/C)(with F/M/2)	6	223	F-1	C3AF-Z	326	1A, 43, 45	C3AZ 9510-R		6F
63/64	A (with S/T & O/D)	6	223	F-1	C3AF-A, C4AF-L, DR	326	1A, 43, 45	C3AZ 9510-A	C3AZ 9510-AY	6A
63/64	A (with F/M/2)	6	223	F-1	C3AF-B, C4AF-M, DS	326	1A, 43, 45	C3AZ 9510-B	C3AZ 9510-AV	6B
63/64	A, P/C (exc. Taxi)(w/S/T)	6	223	F-1	C3AF-BL, BN	326	1A, 13, 46	C3AZ 9510-AC	C3AZ 9510-AM	6G
63/64	A, P/C (exc. Taxi)(w/S/T)	6	223	F-1	C4AF-DM, EE	326	1A	C3AZ 9510-AM		6L
63/64	A, P/C (exc. Taxi)(w/F/M/2)	6	223	F-1	C3AF-BM, BR	326	1A, 13, 46	C3AZ 9510-AD	C3AZ 9510-AN	6H
63/64	A, P/C (exc. Taxi)(w/F/M/2)	6	223	F-1	C4AF-DN, ED	326	1A	C3AZ 9510-AN		6M
63/64	A	6	223	F-1	C3PF-C	326	51	C3AZ 9510-AS (CA-309)	C3AZ 9510-AY	6N
63	Taxicab (with S/T & O/D)	6	223	F-1, S/E						
63/64	A	6	223	F-1	C8PF-N	326	13	C3AZ 9510-AY (CA-609)		6P
60	Taxicab	6	223	H-1, S/E	C0AE 9510-F, V, or Y, (AAA0CA), (AAA0DA), (AAA0FA)	319	1B, 30	C0AE 9510-Y	C2AZ 9510-H	7B
60/61	Taxicab	6	223	H-1, S/E	C1AE 9510-AR, (HAA1FA)	319	1B, 4, 30, 32	C1AE 9510-AR	C2AZ 9510-H	7G
60/62	Taxi (exc. non-zero lash)	6	223	H-1, S/E	C2AE-AS, C, D, BB, BC	319	1A, 13, 20, 32	C2AZ 9510-H (CA-208)		7M
62	Taxicab (w/non-zero lash)	6	223							
64	Taxicab	6	223							
61	Taxicab (with S/T & O/D)	6	223	H-1, S/E	C1AE 9510-G, (HAA1CA)	319	1B, 13, 32	C1AE 9510-G	C2AZ 9510-H	7F
61	Taxi. (with F/M, F/M/2, C/M)	6	223	H-1, S/E	C1AE 9510-H, (HAA1DA)	319	1B, 13, 32	C1AE 9510-H	C2AZ 9510-H	7F
63	Taxicab (with S/T)	6	223	F-1, S/E	C3AF-BS	326	1A, 13, 46	C3AZ 9510-AE		6J
63	Taxicab (with S/T & O/D)	6	223	F-1, S/E	C3AF-C, C4AF-S	326	1A, 43, 45	C3AZ 9510-C	C3AZ 9510-AY	6C
63	Taxicab (with F/M/2)	6	223	F-1, S/E	C3AF-D, C4AF-T	326	1A, 43, 45	C3AZ 9510-D		6D
63	Taxicab (with F/M/2)	6	223	F-1, S/E	C3AF-BT	326	1A, 13, 46	C3AZ 9510-AF		6K

NOTE 1A Stamping identification is located on main body**NOTE 1B** Stamping identification is located on fuel inlet boss**NOTE 4** When used w/auto, trans, add dashpot & attaching parts**NOTE 13** Service package includes mounting gasket**NOTE 20** For use on Standard and Overdrive transmissions remove dashpot and attaching parts**NOTE 29** Not used with B8A 12127-J dist. Service pkg. includes (1) ea. 1CM 9681-A ball, 34079-S nut & 34803-S7 washer**NOTE 30** Service package includes (1 each) B6A 9447-B gasket, 1CM 9681-A ball, 34079-S nut and 34843-S2 washer and pin**NOTE 31** Not used with Emission Reduction**NOTE 32** Used with Emission Reduction**NOTE 43** Service pkg. includes (2) B6A 9447-B gaskets**NOTE 44** Service pkg. includes (1) C3DZ 9447-A gasket**NOTE 45** Except with rocker arm cover type emission reduction**NOTE 46** With rocker arm cover type emission reduction**NOTE 51** Service package includes (1) C3AE 9A589-A gasket assy. (carb. to intake manifold)**NOTE 66** Use C2DZ 9G545-A adaptor kit (carburetor) when using C30Z 9510-T or C50Z 9510-H to replace C2DZ 9510-B or C2GY 9510-B carburetors

9510 CARBURETOR APPLICATION CHART - continued - Refer to Page 469 of this Sec. for Carb. Identification Information

8 CYLINDER ENGINES

ENGINE C.I.D.	1960	1961	1962	1963	1964	ENGINE C.I.D.	1960	1961	1962	1963	1964
221			B	B		390		A, S	A, S	A, S	A, S
260			B	A, B, X	B, X	406			A	A	
289				A, B	A, B	427				A	A
292	A	A	A			430	S				
352	A, S	A	A	A	A						

YEAR	MODEL	ENGINE		TYPE	IDENTIFICATION	ILLUS. SEC. 95 PAGE	NOTES	PART NUMBER	REPLACED BY	Parts List 95.	
		C Y L	C.I.D.								
8 CYLINDER 221 ENGINE											
62	B	8	221	F-2	C20F-N, R, S, T, C20E-N, R, S, T	320	1F, 35	C20Z 9510-A	C2AZ 9510-J	9A	
62/63	B	8	221	F-2	C5ZF-G, H, C6DF-A, B	328	35, 47, 48	C5ZZ 9510-L	C2AZ 9510-J	11L	
62/63	B	8	221	F-2	C30F-AH, AG	320	1K, 13	C30Z 9510-H	C2AZ 9510-J	9C	
63	B	8	221	F-2	C30F-C, D, C3DF-C, D	320	1K, 13	C30Z 9510-E	C2AZ 9510-J	9B	
62/63	B	8	221	F-2	C6PF-F	320	1K, 13, 50	C2AZ 9510-J (CA-377)		13L	
8 CYLINDER 260 ENGINE											
62	B	8	260	F-2	C20F-AA, AB, AC, AD	320	1F, 35	C20Z 9510-F	C2AZ 9510-J	10A	
63	A, B	8	260	F-2	C3AF-BE, BD	320	1K, 13	C3AZ 9510-T	C2AZ 9510-J	10D	
63	X (except Sprint Special)	8	260								
62	B	8	260								
63	A, B	8	260	F-2	C30F-E, F, C3DF-E, F	320	1K, 13	C3AZ 9510-E	C2AZ 9510-J	10B	
63	X Sprint Special	8	260	F-2	C3DF-H, G	320	1K, 13	C3DZ 9510-C	C2AZ 9510-J	10C	
63	X Sprint Special	8	260	F-2	C3DF-M, L	320	1K, 13	C3DZ 9510-D	C2AZ 9510-J	10E	
63/64	X Sprint Special	8	260	F-2	C4DF-R, J, K, N	327	1K, 13	C4DZ 9510-B	C2AZ 9510-J	10G	
63/64	X Sprint Special	8	260	F-2	C4DF-S, T	328	1K, 35	C4DZ 9510-C	C2AZ 9510-J	10K	
64	B, X	8	260	F-2	C4ZF-R, N, C4DF-AB, AC, C4OF-BR, BS	328	1K, 35	C5ZZ 9510-K	C5ZZ 9510-L	10M	
63/64	X Sprint Special	8	260								
64	B, X	8	260	F-2	C5ZF-G, H, C6DF-A, B	328	35, 47, 48	C5ZZ 9510-L	C2AZ 9510-J	11L	
63/64	X Sprint Special	8	260								
64	B, X	8	260	F-2	C6PF-F	320	1K, 13, 50	C2AZ 9510-J (CA-535)		13L	
64	X Sprint Special	8	260								
64	B, X (except Sprint Special)	8	260	F-2	C40F-B, A	327	1K, 13	C40Z 9510-A	C40Z 9510-E	10F	
64	B, X (except Sprint Special)	8	260	F-2	C40F-AE, K, L, AK	327	1K, 13	C40Z 9510-C	C40Z 9510-E	10H	
64	B, X (except Sprint Special)	8	260	F-2	C40F-AS, AM	328	1K, 35	C40Z 9510-E		10L	
64	X Sprint Special	8	260	F-2	C4DF-F, E	327	1K, 13	C4DZ 9510-A	C2AZ 9510-J	10F	

- NOTE 1F** Stamping identification is located on fuel bowl
- NOTE 1K** Stamping identification is located on edge of carburetor mounting flange
- NOTE 13** Service package includes mounting gasket
- NOTE 35** Service package includes mounting gasket and also (1) each C1AZ 9B549-A dashpot, B8AZ 9B550-A bracket, 33923-S8 nut and 43252-S8 screw & washer for use with automatic transmission
- NOTE 47** Service pkg. includes (1) C2AZ 9C639-A adaptor cap
- NOTE 48** The stamped identification on carburetor mounting flange is main body identification only. Carburetor identification appears on identification tag.
- NOTE 50** Service pkg. includes (1) C4AZ 9C639-A adaptor cap

SECTION 95

9510 CARBURETOR APPLICATION CHART - continued - Refer to Page 469 of this Sec. for Carb. Identification Information

YEAR	MODEL	ENGINE		TYPE	IDENTIFICATION	ILLUS. SEC. 95 PAGE	NOTES	PART NUMBER	REPLACED BY	Parts List 95.
		C Y L.	C.I.D.							
8 CYLINDER 289 ENGINE										
63	A	8	289	F-2	C3AF-AL, AK	320	1K, 13	C3AZ 9510-M	C2AZ 9510-J	11A
63	A	8	289	F-2	C3AF-BA, AZ	320	1K, 13	C3AZ 9510-U	C2AZ 9510-J	11B
64	A (with F/M/2, C/M)	8	289	F-2	C4AF-C, B	327	1K, 13	C3AZ 9510-AJ	C2AZ 9510-J	11C
64	A, B (with S/T)	8	289							
63	A	8	289							
63	A	8	289	F-2	C6PF-F	320	1K, 13, 50	C2AZ 9510-J (CA-535)		13L
64	A, B	8	289							
64	A, B	8	289	F-2	C4AF-DD, DE, EB, EC C4OF-BJ, BV	328	1K, 35	C3AZ 9510-AR	C5ZZ 9510-L	11E
63	B	8	289	F-4	C3OF-AB	325	1K, 13	C3OZ 9510-G	C3OZ 9510-J	12A
63/64	B	8	289	F-4	C3OF-AJ, C6PF-M	325	1K, 13	C3OZ 9510-J (CA-294)		12B
64	A, B	8	289	F-2	C5ZF-A, B	328	1K, 35	C5ZZ 9510-H	C2AZ 9510-J	11F
63	A	8	289							
63	A	8	289	F-2	C5ZF-G, H, C6DF-A, B	328	35, 47, 48	C5ZZ 9510-L	C2AZ 9510-J	11L
64	A, B	8	289							
64	B (with F/M/2, C/M)	8	289	F-2	C4OF-J	327	1K, 13	C4OZ 9510-B	C2AZ 9510-J	11D
64/	B Special	8	289	F-4	C4OF-AL, AT, BU, BT, C4ZF-G, H, C5OF-J, K	329	1K, 35	C4OZ 9510-D	C4OZ 9510-F	12D
64/	B Special	8	289	F-4	C5OF-L, M, T, U, C6ZF-C, F	329	1K, 13	C4OZ 9510-F (CA-351)		12F
8 CYLINDER 292 ENGINE										
60	A (with F/M/2, C/M)	8	292	F-2	C0AE 9510-H, (DBA0BA), (DBA0BB), (DBA0BC)	320	1F, 13	C0AE 9510-H	C2AZ 9510-J	13B
60	A (with F/M/2, C/M)	8	292	F-2	C0AE 9510-AG, (DBA0BD), (DBA0BE), (DBA0BF)	320	1F, 13	C0AE 9510-AG	C2AZ 9510-J	13D
60	A (with S/T & O/D)	8	292	F-2	C0AE 9510-M, (DBA0AA), (DBA0AB), (DBA0AC)	320	1F, 13	C0AE 9510-M	C2AZ 9510-J	13A
60	A (with S/T & O/D)	8	292	F-2	C0AE 9510-AF, (DBA0AD), (DBA0AE), (DBA0AF)	320	1F, 13	C0AE 9510-AF	C2AZ 9510-J	13C
60	A	8	292	F-2	C0AE 9510-AF, (DBA0AD), (DBA0AE), (DBA0AF)	320	1F, 35	C0AZ 9510-A	C2AZ 9510-J	13E
60/62	A	8	292	F-2	C6PF-F	320	1K, 13, 50	C2AZ 9510-J (CA-377)		13L
61	A (with S/T & O/D)	8	292	F-2	C1AE 9510-Y, (DBA1AA)	320	1F, 13, 31	C1AE 9510-Y	C2AZ 9510-J	13F
61	A (with S/T & O/D)	8	292	F-2	C1AE 9510-AA, (KBA1AA)	320	1F, 13, 32	C1AE 9510-AA	C2AZ 9510-J	13H
61	A (with F/M/2, C/M)	8	292	F-2	C1AE 9510-Z, (DBA1BA), (DBA 1 BB)	320	1F, 13, 31	C1AE 9510-Z	C2AZ 9510-J	13G
61	A (with F/M/2, C/M)	8	292	F-2	C1AE 9510-AB, (KBA1BA), (KBA 1BB)	320	1F, 13, 20, 32	C1AE 9510-AB	C2AZ 9510-J	13J
61/62	A	8	292	F-2	C2AF-AA, AB, AC, AD, C2AE-Y, Z, AA, AB	320	1F, 35	C2AZ 9510-C	C2AZ 9510-J	13K
61/62	A	8	292	F-2	C6PF-F	320	1K, 13, 56	C2AZ 9510-K (CA-535)		13L

NOTE 1F - Stamping identification is located on fuel bowl**NOTE 1K** Stamping identification is located on edge of carburetor mounting flange**NOTE 13** Service pkg. includes mounting gasket**NOTE 20** For use on Standard and Overdrive transmissions remove dashpot and attaching parts**NOTE 31** Not used with Emission Reduction**NOTE 32** Used with Emission Reduction**NOTE 35** Service package includes mounting gasket and also (1) each C1AZ 9B549-A dashpot, B8AZ 9B550-B bracket, 33923-S8 nut and 43252-S8 screw & washer for use with automatic transmission**NOTE 47** Service package includes (1) C2AZ 9C639-A adaptor cap**NOTE 48** The stamped identification on carburetor mounting flange is main body identification only. Carburetor identification appears on identification tag.**NOTE 50** Service pkg. includes (1) C4AZ 9C639-A adaptor cap**NOTE 56** Service pkg. includes (1) each C4AZ-9C639-A adaptor cap, C7AF-9996-B tube, 351112-S screw, 372700-S adaptor

9510 CARBURETOR APPLICATION CHART - continued - Refer to Page 469 of this Sec. for Carb. Identification Information

YEAR	MODEL	ENGINE		TYPE	IDENTIFICATION	ILLUS. SEC. 95 PAGE	NOTES	PART NUMBER	REPLACED BY	Parts List 95.
		C Y L	C.I.D.							
8 CYLINDER 352 ENGINE										
60	A (with F/M)	8	352	F-2	COAE 9510-S,(DFA0BA),(DFA0BB)	320	1F, 13	COAE 9510-S	C3AZ 9510-AV	14A
60	A (with F/M/2, C/M)	8	352	F-2	COAE 9510-AC,(DFA0BC),(DFA0BD),(DFA0BE)	320	1F, 13	COAE 9510-AC	C3AZ 9510-AV	14D
60	A, S (with F/M/2, C/M)	8	352	F-4	COAE 9510-K,(EFA0BA),(EFA0BB),(EFA0BC)	316	1F, 13	COAE 9510-K	C5SZ 9510-A	15B
60	A, S	8	352	F-4	COAE 9510-J,(EFA0AA),(EFA0AB),(EFA0AC)	316	1F,20,35	COAZ 9510-C	C5SZ 9510-A	15C
60	A (with S/T & O/D)	8	352	F-2	COAE 9510-R,(DFA0AA),(DFA0AB)	320	1F, 13	COAE 9510-R	C3AZ 9510-AV	14B
60	A (with S/T & O/D)	8	352	F-2	COAE 9510-AB,(DFA0AC),(DFA0AD),(DFA0AE)	320	1F, 13	COAE 9510-AB	C3AZ 9510-AV	14C
60	A, S (with S/T & O/D)	8	352	F-4	COAE 9510-J,(EFA0AA),(EFA0AB),(EFA0AC)	316	1F, 13	COAE 9510-J	C5SZ 9510-A	15A
60	A Special	8	352	H-4	COAE 9510-AA,(CFA0NA)	321	1G, 13	COAE 9510-AA (CA-83)		16A
60/61	A (with S/T & O/D)	8	352	F-2	C1AE 9510-AC,(DFA1AA)	320	1F, 13, 31	C1AE 9510-AC	C3AZ 9510-AV	14E
60/61	A (with F/M/2, C/M)	8	352	F-2	C1AE 9510-AD,(DFA1BA),(DFA1BB)	320	1F,13,31	C1AE 9510-AD	C3AZ 9510-AV	14F
60/61	A (with F/M/2, C/M)	8	352	F-2	C1AE 9510-AF,(KFA1BA),(KFA1BB)	320	1F, 13, 20, 32	C1AE 9510-AF	C3AZ 9510-AV	4H
60/62	A	8	352	F-2	C2AF-AE, AF, AG, AH, C2AE-AC, AD, AE, AF	320	1F, 35	C2AZ 9510-D	C3AZ 9510-AV	14J
60/63	A	8	352	F-2	C3AF-E, F	320	1K, 13	C3AZ 9510-F	C3AZ 9510-AV	14K
60/63	A	8	352	F-2	C3AF-AN, AM	320	1K, 13	C3AZ 9510-V	C3AZ 9510-AV	14L
60/63	A	8	352	F-2	C6PF-D	320	13, 52	C3AZ 9510-AT	C3AZ 9510-AV	11AD
60/63	A	8	352	F-2	C6PF-D	320	1K, 57	C3AZ 9510-AV (CA-536)		11AD
60	A, S	8	352	F-4	C5SF-A, B	325	1K, 13, 47	C5SZ 9510-A	C3AZ 9510-AU	17X
64	A	8	352							
61	A (with S/T & O/D)	8	352	F-2	C1AE 9510-AE,(KFA1AA)	320	1F, 13, 32	C1AE 9510-AE	C3AZ 9510-AV	14G
64	A	8	352	F-4	C4AF-R, N	325	1K, 13	C4AZ 9510-C	C4AZ 9510-D	15D
64	A	8	352	F-4	C4AF-DF, DG, DZ, EA	329	1K, 35	C4AZ 9510-D	C5SZ 9510-A	15E
64	A	8	352	H-4	C4AF-EH	321	1G, 13	C4AZ 9510-E		16B
8 CYLINDER 390 ENGINE										
61	A, S (with C/M)	8	390	F-4	C1AE 9510-AH,(LSA1TA),(LSA1TB)	325	1F, 13, 32	C1AE 9510-AH	C3AZ 9510-AU	17B
61	A (with S/T & O/D)	8	390	F-4	C1AE 9510-AG,(LSA1SA)	325	1F, 13, 32	C1AE 9510-AG	C3AZ 9510-AL	17A
61	P/C (with S/T)	8	390	F-4	C1AE 9510-AK,(LSA1WA)	325	1F, 13, 32	C1AE 9510-AK	C3AZ 9510-AL	17C
61	P/C (with C/M)	8	390	F-4	C1AE 9510-AL,(LSA1XA),(LSA1XB)	325	1F, 13, 32	C1AE 9510-AL	C3AZ 9510-AU	17D
61/62	A Special (6/B carb.)	8	390	H-2	C1AE 9510-AV	324	13,40	C1AE 9510-AV (CA-167)		18A
61/62	A Special (6/B carb.)	8	390	H-2	C1AE 9510-AU	324	13,41	C1AE 9510-AU (CA-166)		18B

NOTE 1F Stamping identification is located on fuel bowl

NOTE 1G Stamping identification is located on choke plate flange

NOTE 1K Stamping identification is located on edge of carburetor mounting flange

NOTE 13 Service pkg. includes mounting gasket

NOTE 20 For use on Standard and Overdrive transmissions remove dashpot and attaching parts

NOTE 31 Not used with Emission Reduction

NOTE 32 Used with Emission Reduction

NOTE 35 Service pkg. includes mounting gasket and also (1) each C1AZ 9B549-A dashpot, B8AZ 9B550-A bracket, 33923-S8 nut and 43252-S8 screw & washer for use with automatic transmission

NOTE 40 Inboard carburetor (1) required

NOTE 41 Outboard carburetor (2) required

NOTE 47 Service pkg. includes (1) C2AZ 9A639-A adaptor cap

NOTE 52 Service pkg. includes (1) C4AZ 9C639-A adaptor cap, (1) 378360-S2 screw

NOTE 57 Service package includes (1) each C4AZ 9C639-A adaptor cap, C7AF 9996-B tube, 351112-S screw, 372700-S adaptor, 378360-S screw

SECTION 95

9510 CARBURETOR APPLICATION CHART - continued - Refer to Page 469 of this Sec. for Carb. Identification Information

YEAR	MODEL	ENGINE		TYPE	IDENTIFICATION	ILLUS. SEC. 95 PAGE	NOTES	PART NUMBER	REPLACED BY	Parts List 95.
		C Y L.	C.I.D.							
8 CYLINDER 390 ENGINE - continued										
62	A, P/C	8	390	F-4	C2AF-U,N,S,T,Y,Z,AJ,AK,	325	1F, 35	C2AZ 9510-G	C3AZ 9510-AU	17E
61	A, S, P/C	8	390		AL,AM,AN,AR C2AE-AL,AG,AJ,AK,AN,AR,AT, AU,AV,AY,AZ,BA				for C/M C3AZ 9510-AL for S/T	
61/63	A, P/C (with C/M)	8	390	F-4	C3AF-AY, AU	325	1K, 13	C3AZ 9510-Y	C3AZ 9510-AU	17K
61	S (with C/M)	8	390							
61/63	A, P/C (with S/T)	8	390	F-4	C3AF-AV, AT	325	1K, 13	C3AZ 9510-Z	C3AZ 9510-AL	17L
61/63	A Special	8	390	H-4	C3AE-A	321	1G, 13	C3AZ 9510-G (CA-280)		20F
61/63	A Special	8	390	H-4	C1AE 9510-AM, (JSA1AA)	321	1G, 13, 32	C1AE 9510-AM	C3AZ 9510-G	20E
61/64	A, P/C(w/S/T & O/D)	8	390	F-4	C3AF-BY, BU	325	1K, 13	C3AZ 9510-AH	C3AZ 9510-AL	17N
61/64	A, P/C (with C/M)	8	390	F-4	C3AF-BZ, BV	325	1K, 13	C3AZ 9510-AG	C3AZ 9510-AU	17P
61	S (with C/M)	8	390							
61/64	A, P/C	8	390	F-4	C4AF-DH, DJ, DV, DY	329	1K, 35	C3AZ 9510-AK	C3AZ 9510-AU	17R
61	S	8	390							
61/64	A, P/C	8	390	F-4	C4AF-DK, DL, EF, DU	329	1K, 35	C3AZ 9510-AL		17S
61/	A, P/C	8	390	F-4	C6PF-H	329	13, 52	C3AZ 9510-AU (CA-376)		12R
61	S	8	390							
65	S (with C/M)	8	390	F-4	C5SF-A, B	329	1K, 13, 47	C5SZ 9510-A	C3AZ 9510-AU	17X
61/64	A, P/C	8	390							
61/63	S	8	390							
62	S	8	390	F-4	C2SF-A, C2SE-C	325	1F, 13	C2SZ 9510-A	C3AZ 9510-AU	17F
62/63	S	8	390	F-4	C2SF-B	325	1F, 13	C2SZ 9510-D	C3AZ 9510-AU	17G
62/63	S	8	390	F-4	C3SF-B	325	1K, 13	C3SZ 9510-B	C3AZ 9510-AU	17M
62/63	S Special (6/B carb.)	8	390	H-2	C2SE 9510-A, C2SE-A	324	1G, 13, 40	C2SZ 9510-B		18C
62/63	S Special (6/B carb.)	8	390	H-2	C2SE 9510-E, C2SE-E	324	1G, 13, 42	C2SZ 9510-C		18D
62/	All High Performance vehicles(primary)(C.F.M. rating 652)(8/B carb.)w/tunnel port & medium riser heads	8	390	H-D-4	C8OF-AC			C8OF-AC		#
62/	All High Performance vehicles(secondary)(C.F.M. rating 652)(8/B carb.)w/tunnel port & medium riser heads	8	390	H-D-4	C8OF-AD			C8OF 9510-AD		#
62/	All High Performance vehicles(C. F. M. rating 735)(w/S/T, med. riser or equal runner type intake manifold)	8	390	H-4	C8OF-AA	331	1K, 13	C8OZ 9510-AA (CA-611)		20R
62/	All High Performance vehicles(C. F. M. rating 735)(w/C6, CM & medium riser or equal runner type intake manifolds) equal runner type	8	390	H-4	C8OF-AB	331	1K, 13	C8OZ 9510-AB (CA-612)		20S
63	A (with C/M)	8	390	F-4	C3AF-T, R	325	1K, 13	C3AZ 9510-H	C3AZ 9510-AU	17H
63	A (with S/T)	8	390	F-4	C3AF-S, N	325	1K, 13	C3AZ 9510-J	C3AZ 9510-AL	17J
64	S	8	390	F-4	C4SF-B	325	1K, 13	C4SZ 9510-A	C3AZ 9510-AU	17Q

NOTE 1F Stamping identification is located on fuel bowl

List not available

NOTE 1G Stamping identification is located on choke plate flange**NOTE 1K** Stamping identification is located on edge of carburetor mounting flange**NOTE 13** Service package includes mounting gasket**NOTE 32** Used with Emission Reduction**NOTE 35** Service package includes mounting gasket and also (1) each C1AZ 9B549-A dashpot, B8AZ 9B550-A bracket, 33923-S8 nut and 43252-S8 screw & washer for use with automatic transmission**NOTE 42** C2SZ 9510-C (C2SE-E) front secondary carburetor (1) required. Also use less dashpot as service replacement for C2SE 9510-B rear secondary carburetor (1) required**NOTE 47** Service pkg. includes (1) C2AZ 9A639-A adaptor cap**NOTE 52** Service pkg. includes (1) C4AZ 9C639-A adaptor cap, (1) 378360-S2 screw

FORD CAR PARTS

SECTION 95

479

9510 CARBURETOR APPLICATION CHART - continued - Refer to Page 469 of this Sec. for Carb. Identification Information

YEAR	MODEL	ENGINE		TYPE	IDENTIFICATION	ILLUS. SEC. 95 PAGE	NOTES	PART NUMBER	REPLACED BY	Parts List 95.
		CYL.	C.I.D.							
8 CYLINDER 406 ENGINE										
62/63	A Special	8	406	H-4	C1AE 9510-AM(JSA1AA)	321	1G, 13, 32	C1AE 9510-AM	C3AZ 9510-G	20E
62/63	A Special	8	406	H-4	C3AE-A	321	1G, 13	C3AZ 9510-G (CA-280)		20F
62/63	A Special(6/B carb.)	8	406	H-2	C1AE 9510-AV	324	13, 40	C1AE 9510-AV (CA-167)		18A
62/63	A Special(6/B carb.)	8	406	H-2	C1AE 9510-AU	324	13, 41	C1AE 9510-AU (CA-166)		18B
62/	All High Performance vehicles(C. F. M. rating 710)(w/8/B carb.)	8	406	H-D-4	C5AF-BC, BD	321	1G, 13	C6AZ 9510-AH (CA-379)		20G
62/	All High Performance vehicles(C. F. M. rating 735)(w/S/T, medium riser or equal runner type intake manifolds)	8	406	H-4	C8OF-AA	331	1K, 13	C8OZ 9510-AA (CA-611)		20R
62/	All High Performance vehicles(C. F. M. rating 735)(w/C6, CM & medium riser or equal runner type intake manifolds)	8	406	H-4	C8OF-AB	331	1K, 13	C8OZ 9510-AB (CA-612)		20S
62/	All High Performance vehicles(primary)(C.F.M. rating 652)(8/B carb.) (w/tunnel port & medium riser heads)	8	406	H-D-4	C8OF-AC			C8OF 9510-AC		#
62/	All High Performance vehicles(secondary) (C. F. M. rating 652)(8/B carb.)(w/tunnel port & medium riser heads)	8	406	H-D-4	C8OF-AD			C8OF 9510-AD		#
62/	All High Performance vehicles(secondary) (C. F. M. rating 780)(8/B carb.)(w/tunnel port & high riser heads)	8	406	H-D-4				C5AF 9510-BT		#
62/	All High Performance vehicles(primary)(C.F.M. rating 780)(8/B carb.) (w/tunnel port & high riser heads)	8	406	H-D-4				C5AF 9510-BU		#
63	A Special(with 8/B carb.)	8	406	H-D-4	C2AE-CB	321	1G, 13	C3AZ 9510-L	C3AZ 9510-S	20B
63/64	A Special (with 8/B carb.)	8	406	H-D-4	C3AE-C	321	1G, 13	C3AZ 9510-S (CA-297)		20C
8 CYLINDER 427 ENGINE										
62/	All High Performance vehicles(secondary) (C.F.M. rating 780)(8/B carb.)(w/tunnel port & high riser heads)	8	427	H-D-4				C5AF 9510-BT		#
62/	All High Performance vehicles(primary)(C.F.M. rating 780)(8/B carb.) (w/tunnel port and high riser heads)	8	427	H-D-4				C5AF 9510-BU		#

NOTE 1G Stamping identification is located on choke plate flange

List not available

NOTE 1K Stamping identification is located on edge of carburetor mounting flange

NOTE 13 Service package includes mounting gasket

NOTE 32 Used with Emission Reduction

NOTE 40 Inboard carburetor (1) required

NOTE 41 Outboard carburetor (2) required

9510 CARBURETOR APPLICATION CHART - continued - Refer to Page 469 of this Sec. for Carb. Identification Information

YEAR	MODEL	ENGINE		TYPE	IDENTIFICATION	ILLUS. SEC. 95 PAGE	NOTES	PART NUMBER	REPLACED BY	Parts List 95.
		C Y L.	C.I.D.							
8 CYLINDER 427 ENGINE - continued										
62/	All High Performance vehicles(C. F. M. rating 735)(w/S/T, med. riser or equal runner type intake manifolds)	8	427	H-4	C80F-AA	331	1K, 13	C80Z 9510-AA (CA-611)		20R
62/	All High Performance vehicles(C. F. M. rating 735)(C6, CM & med. riser or equal runner type intake manifolds)	8	427	H-4	C80F-AB	331	1K, 13	C80Z 9510-AB (CA-612)		20S
62/	All High Performance vehicles(primary)(C.F.M. rating 652)(8/B carb.) (w/tunnel port & medium riser heads)	8	427	H-D-4	C80F-AC			C80F 9510-AC		#
62/	All High Performance vehicles(secondary) (C. F. M. rating 652)(8/B carb.)(w/tunnel port and medium riser heads)	8	427	H-D-4	C80F-AD			C80F 9510-AD		#
63	A Special(with 8/B carb.)	8	427	H-D-4	C2AE-CB	321	1G, 13	C3AZ 9510-L	C3AZ 9510-S	20B
63/64	A Special(with 4/B carb.)	8	427	H-4	C3AE-B	321	1G, 13	C3AZ 9510-K (CA-291)		20A
63/64	A Special(with 8/B carb.)	8	427	H-D-4	C3AE-C	321	1G, 13	C3AZ 9510-S (CA-297)		20C
64/	A Special(with 8/B carb.)	8	427	H-D-4	C3AF-BK, BJ	321	1G, 13	C4AZ 9510-A (CA-323)		20D
62/	All High Performance vehicles (C.F.M. rating 710)(w/8/B carb.)	8	427	H-D-4	C5AF-BC, BD	321	1G, 13	C6AZ 9510-AH (CA-379)		20G
8 CYLINDER 428 ENGINE										
62/	All High Performance vehicles(primary)(C.F.M. rating 652)(8/B carb.) (w/tunnel port & medium riser heads)	8	428	H-D-4	C80F-AC			C80F 9510-AC		#
62/	All High Performance vehicles(secondary) (C. F. M. rating 652)(8/B carb.)(w/tunnel port & medium riser heads)	8	428	H-D-4	C80F-AD			C80F 9510-AD		#
62/	All High Performance vehicles(C. F. M. rating 710)(w/8/B carb.)	8	428	H-D-4	C5AF-BC, BD	321	1G, 13	C6AZ 9510-AH (CA-379)		20G
62/	All High Performance vehicles(secondary) (C. F. M. rating 780) (8/B carb.)(w/tunnel port & high riser heads)	8	428	H-D-4				C5AF 9510-BT		#
62/	All High Performance vehicles(primary)(C.F.M. rating 780)(8/B carb.) (w/tunnel port & high riser heads)	8	428	H-D-4				C5AF 9510-BU		#

NOTE 10 Stamping identification is located on choke plate flange

List not available

NOTE 11 Stamping identification is located on edge of carburetor mounting flange

NOTE 13 Service package includes mounting gasket

9510 CARBURETOR APPLICATION CHART - continued - Refer to Page 469 of this Sec. for Carb. Identification Information

YEAR	MODEL	ENGINE		TYPE	IDENTIFICATION	ILLUS. SEC. 95 PAGE	NOTES	PART NUMBER	REPLACED BY	Parts List 95.
		CYL	C.I.D.							
8 CYLINDER 428 ENGINE - continued										
62/	All High Performance vehicles(C. F. M. rating 735)(w/C6, CM & medium riser or equal runner type intake manifolds)	8	428	H-4	C8OF-AB	331	1K, 13	C8OZ 9510-AB (CA-612)		20S
62/	All High Performance vehicles(C. F. M. rating 735)(w/S/T, med. riser or intake manifolds)	8	428	H-4	C8OF-AA	331	1K, 13	C8OZ 9510-AA (CA-611)		20R
8 CYLINDER 430 ENGINE										
60	S (with F/M)	8	430	C-4	COLE 9510-A, (FKLOBA)	317	1L, 13	COLE 9510-A	Not replaced (7-68)	22A

NOTE 1K Stamping identification is located on edge of carburetor mounting flange

NOTE 1L Stamping identification is located on front of air cleaner mounting flange

NOTE 13 Service package includes mounting gasket

YEAR	MODEL	CYL.	C.I.D.	DESCRIPTION	QTY.	PART NUMBER
9A511 - 9A519 - Refer to Carburetor parts list Section 95						
9A520 ADAPTOR - CARBURETOR FUEL INLET - Refer to Carburetor parts list Section 95						
9522 - 9A522 - Refer to Carburetor parts list Section 95						
9E522 HOSE - CARBURETOR SPACER TO HEATER RETURN LINE						
62/63	S	8	390	Use with heater or air conditioning -cut from FFC 18472-L hose	1	*C2SE 9E522-A
62	A	6&8	All	Spacer to by-pass-use with heater and Selectaire air conditioning- 21.00" long-cut from C7AZ 18472-A hose	1	*C2AA 9E522-A
9523 - 9524 - Refer to Carburetor parts list Section 95						
9C524 TUBE - CARBURETOR SPACER TO WATER PUMP						
62/63	A	8	352,390	5/8" O.D. steel tubing-33.88" long	1	C2AZ 9C524-A
62/63	S (with 4/B carb.)	8	390	-used when heater is not installed	1	
9C524 TUBE - CARBURETOR TO MANIFOLD SPACER OUTLET						
64	A, S	8	352,390	Used to direct return water from spacer	1	C4SZ 9C524-A
9C525 CONNECTOR - CARBURETOR TO MANIFOLD SPACER TUBE - Also refer to Group 8597						
62/	A	8	352	Except when heater is installed-. 609" I.D. -	1	*C2AE 9C525-A
62/63	A	8	390	2. 25" long-cut from C7AZ 18472-A heater hose	2	
62/63	S (with 4/B carb.)	8	390		2	
64/	A	8	390		1	
64/	S (with A/C)	8	390		1	
62/63	A	8	352	Except when heater is installed-. 609" I.D. - 3. 25" long-cut from C7AZ 18472-A htr. hose	1	* C2AE 9C525-C
62/63	A, S (except S special with 6/B carb.)	8	390	Tube assy. to water pump-. 609" I.D. -4. 50" long-cut from C7AZ 18472-A heater hose	1	* C2AE 9C525-B
64/	A, S, Police Interceptor	8	390		1	
64/	A(with 4/B carb.)	8	352		1	
62/63	A	8	352	Tube assy. to water pump-.609" I.D. -5.50" long-cut from C7AZ 18472-A heater hose	1	*C2AE 9C525-D
63	A, B	8	221,260	Carburetor to intake manifold tube-. 62" I.D. -	1	*C3OE 9C525-A
63/64	X "Sprint Special"	8	260	. 94" O.D. -7. 50" long-cut from C7AZ 18472-A heater hose	1	

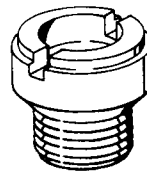
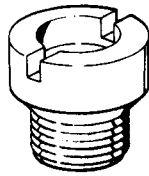
YEAR	MODEL	CYL.	C.I.D.	DESCRIPTION	QTY.	PART NUMBER
9C525 CONNECTOR - CARBURETOR TO MANIFOLD SPACER TUBE - continued - Also refer to Group 8597						
63/64	B, X	6	144,170	Carburetor to manifold spacer tube-. 609" I. D. - 16. 75" long-cut from C7AZ 18472-A htr. hose	1	*C3DE 9C525-A
64/	S (with A/C)	8	390	Carburetor to intake manifold spacer tube-. 609" I. D. -18. 50" long-cut from C7AZ 18472-A heater hose (used from tube 9C524 to Y tube connection)	1	*C4SE 9C525-A
64/	A	8	352,390	When heater is not installed-. 609" I. D. -24. 00" long-cut from C7AZ 18472-A heater hose	1	*C4AE 9C525-A
64	X "Sprint Special"	8	260	When heater is not installed-. 609" I. D. -39. 25" long-cut from C7AZ 18472-A heater hose	1	*C4DE 9C525-A

9526 - 9531 - Refer to Carburetor parts list Section 95

9B532 COMPENSATOR ASSY. - CARBURETOR HOT IDLE						
64	A, B, X (with 2/B carb & A/C) "Before 5/25/64"	8	260,289		1	C4AZ 9B532-A
64	A, B, X (with 2/B carb., A/C and closed emission) "From 5/25/64"	8	260,289		1	
64	A, B, X (with 2/B carb., A/C and open emission) "From 5/25/64"	8	260,289		1	C4AZ 9B532-B

9533 - Also refer to Carburetor parts lists Section 95

JET IDENTIFICATION CHART



TYPE 1

TYPE 2

JET IDENT. NUMBER	T Y P E	SERVICE PART NUMBER	JET IDENT. NUMBER	T Y P E	SERVICE PART NUMBER	JET IDENT. NUMBER	T Y P E	SERVICE PART NUMBER	JET IDENT. NUMBER	T Y P E	SERVICE PART NUMBER
37F	1	C4GY 9533-A	47	2	C1AZ 9533-G	55	2	C1AE 9533-B	63	1	5GA 9533-B
38F	1	C3OZ 9533-D	47F	1	C3UZ 9533-E	55F	1	C3UZ 9533-B	63	2	C1AE 9533-C
39	2	C2OZ 9533-F	48	1	78 9533-B	56	1	78 9533-E	63F	1	C3AZ 9533-B
39F	1	C3AZ 9533-H	48	2	C1AZ 9533-A	56	2	C1AZ 9533-D	64	1	1GA 9533-A
40	2	C2OZ 9533-A	48F	1	C3UZ 9533-D	56F	1	C3GY 9533-D	64	2	C3OZ 9533-C
40F	1	C3OZ 9533-E	49	1	59A 9533-B	57	1	26H 9533	64F	1	C3AZ 9533-C
41	2	C2OZ 9533-B	49	2	C1AZ 9533-C	57	2	*C1AZ 9533-E	65F	1	C3TZ 9533-A
41F	1	C3AZ 9533-E	49F	1	C3DZ 9533-C	57F	1	C3OZ 9533-A			
									66	1	8MB 9533-B
42	1	C2OZ 9533-E	50	1	78 9533-A	58	1	78 9533-F	66F	1	C3TZ 9533-E
42	2	C2OZ 9533-C	50	2	C1AZ 9533-N	58	2	C1AZ 9533-U	67	1	B4C 9533-A
42F	1	C3OZ 9533-F	50F	1	C3UZ 9533-C	58F	1	C3GY 9533-A	67F	1	C3TZ 9533-D
43	1	922A 9533-A	51	1	59A 9533-A	59	1	B4Q 9533-B	68F	1	C3TZ 9533-F
43	2	C1AZ 9533-J	51	2	C1AZ 9533-M	59	2	C1AZ 9533-T	69F	1	C3TZ 9533-B
43F	1	C3AZ 9533-F	51F	1	C3DZ 9533-B	59F	1	C3OZ 9533-B	70F	1	C3TZ 9533-G
44	1	B7A 9533-B	52	1	86H 9533	60	1	1GA 9533-C			
44	2	C1AZ 9533-F	52	2	C1AZ 9533-L	60	2	C1AZ 9533-S	71F	1	C6AZ 9533-B
44F	1	C3OZ 9533-G	52F	1	C3UZ 9533-A	60F	1	C3GY 9533-B	77	1	C3AZ 9533-D
									79	1	C8OZ 9533-A
45	1	59A 9533-D	53	1	B4T 9533-B	61	1	B4Q 9533-A	85	1	C6AZ 9533-C
45	2	C1AZ 9533-K	53	2	C1AZ 9533-H	61	2	C1AZ 9533-R			
45F	1	C3OZ 9533-H	53F	1	C3DZ 9533-A	61F	1	C3TZ 9533-C			
46	1	78 9533-C	54	1	06H 9533	62	1	1GA 9533-B			
46	2	C1AZ 9533-B	54	2	C1AE 9533-A	62	2	C1AE 9533-D			
46F	1	C3AZ 9533-G	54F	1	C3GY 9533-C	62F	1	C3AZ 9533-A			
47	1	59A 9533-C	55	1	B4T 9533-A						

P-0286

FORD CAR PARTS

SECTION 95

483

YEAR	MODEL	CYL.	C.I.D.	DESCRIPTION	QTY.	PART NUMBER
	9534-9A534 - Refer to Carburetor parts lists Section 95					
	9A535-9548 - Refer to Carburetor parts lists Section 95					
	9G545 ADAPTOR KIT - CARBURETOR					
63/	B, X	6	144,170 200	Use with C3OZ 9510-T and C5OZ 9510-H carburetors when used to replace C2DZ 9510-B or C2GY 9510-B carburetors	1	C2DZ 9G545-A
	9549 - Refer to Carburetor parts lists Section 95					
	9B549 - Refer to Carburetor parts lists Section 95					
	9550 - Refer to Carburetor parts lists Section 95					
	9B550 - Refer to Carburetor parts lists Section 95					
	9551 - Refer to Carburetor parts lists Section 95					
	9D552 WIRE-CARBURETOR FAST IDLE SPEED UP SOLENOID FEED					
61	S (76)-with A/C	8	390	Two wires-cut from B6A 14296-C bulk wire-(1) 43.50" long-(1) 3.00" long	1	★C1SS 9D552-A
	9553-9B559 - Refer to Carburetor parts lists Section 95					
	9560 - Refer to Carburetor parts lists Section 95					
	9D560 GASKET - CARBURETOR SPACER WATER INLET					
62/64	B	8	221,260		1	C2OZ 9D560-A
	9561 - 9562 - Refer to Carburetor parts lists Section 95					
	9D562 WIRE - CARBURETOR FAST IDLE SPEED UP SOLENOID GROUND					
61	S(76)-with A/C	8	390	12.00" long-cut from B6A 14296-C bulk wire	1	★C1SS 9D562-A
	9563 - Refer to Carburetor Parts lists Section 95					
	9A588 - Refer to Carburetor parts lists Section 95					
	9B572 - Refer to Carburetor Parts lists Section 95					
	9A589 SPACER - CARBURETOR TO INTAKE MANIFOLD - Also refer to Group 9447					
60/62	A (with S/T & O/D)	6	223	With governor	1	B7AZ 9A589-E
60	A	8	352	Use with Ford 4/B carburetor	1	B9AZ 9A589-A
60	S	8	352		1	B8SZ 9A589-A
60/61	A "Before 11/3/60"	8	292,352	.20" thick-use with Ford 2/B carburetor &	1	B9AZ 9A589-B
62/63	S Special (with 6/B carb.)	8	390	C2AZ 9447-F gaskets	3	
60	S	8	430	.12" thick-use w/Carter 4/B carburetor	1	B9SZ 9A589-A
60/61	A Special (with 4/B carb.)	8	352,390		1	C0AE 9A589-A
61	A	8	390		1	
62	A Special (with 4/B carb.)	8	390,406	Except with emission reduction	1	

YEAR	MODEL	CYL.	C.I.D.	DESCRIPTION	QTY.	PART NUMBER
9A589 SPACER - CARBURETOR TO INTAKE MANIFOLD - continued						
60/62	B, X	6	144,170	Kit(carburetor spacer to intake manifold)	1	C1DZ 9A589-A
Consists of the following						
	1-C1DZ 9A589-A	Spacer	1-87651-S or 353055-S7 or 353055-S7	Pipe plug	2-376730-S7-8	Stud
61	A		292,352		1	C1AE 9A589-A
62	A		292		1	
61	S		390		1	C1SE 9A589-B
63/	B, X	6	144,170 200	Service pkg. includes (1) 87710-S pipe plug-identified "use with non-emission models" and (1) 370328-S or 370817-S reducer	1	C3UZ 9A589-B
62/64	B	8	221	Service pkg. includes (1) 359409-S cup plug identified "use with B5A 19554-A sealer to plug 5/16" emission reduction hole when not used for emission reduction"	1	C2OZ 9A589-F
62/63	A Special (with 4/B carb.)	8	390,406	Used with emission reduction	1	C2AZ 9A589-E
62/64	B	8	260	Service pkg. includes (1) 359409-S cup plug identified "use with B5A 19554-A sealer to plug 5/16" emission reduction hole when not used for emission reduction"	1	C2OZ 9A589-E
62	B	8	260	Used on vehicles using the 1963 intake manifold	1	C2AZ 9A589-H
63/64	X 'Sprint Special'	8	260	without the hot water by pass opening	1	
62/63	A	8	352	Service pkg. includes (1) 359409-S cup plug identified "used with B5A 19554-A sealer to plug 5/16" emission reduction hole when not used for emission reduction"	1	C2AZ 9A589-G
63	A, B	8	260		1	C3AZ 9A589-A
63/64	X(except 'Sprint Special')	8	260		1	
64	B	8	260		1	
63/	A, B (with 2/B carb.)	8	289		1	C3AZ 9A589-D
63/64	A Special (with 4/B carb.)	8	427	Service pkg. includes (1) 359409-S plug-use with emission reduction	1	C3AZ 9A589-C
63	B	8	221		1	C3OZ 9A589-A
63/64	B Special (with 4/B carb.)	8	289	Service pkg. includes (1) C4AZ 9C639-B cap and (1) B9A 18572-A clamp	1	C3OZ 9A589-C
62/	A, Police Car	8	390	Service pkg. includes (1) C5ME 8A500-A cap	1	C4AZ 9A589-B
64/	A (with 4/B carb.)	8	352	and (1) 97333-S clamp-for use with non-emission units	1	
62/	S	8	390	Service pkg. includes (1) C5ME 8A500-A cap and (1) 97333-S clamp-for use with non-emission units	1	C2SZ 9A589-D
61	X	6	144,170	Plug (used to plug vacuum hole in spacer when electric windshield wipers are used-1/4"-18-extended head	1	353055-S7(PP29)
62	A, S	8	352,390	Plug (when using emission spacers to service non-emission installation use plug with	1	359409-S(PP59)
62	B	8	221,260	B5A 19554-A sealer)-5/16" cup	1	
9A590 - 9A599 - Refer to Carburetor parts lists Section 95						

DESCRIPTION AND RESTRICTIONS	PART NUMBER	CARB. PARTS LISTS							1 A THRU 1 M					
		A	B	C	D	E	F	G	H	J	K	L	M	
GASKET SET	C3AZ 9502-F	1	1	1	1	1								
Tag code C3PF-B	C3AZ 9502-J						1							
Tag code C8PF-E	C8AZ 9502-A						1							
KIT - TUNE-UP	C3AZ 9A586-F	1	1	1	1	1								
Tag code C3PF-B							1							
Tag code C8PF-E	C8OZ 9A586-A						1							
REPAIR KIT	C3AZ 9590-L	1	1	1	1	1								
Tag code C3PF-B							1							
Tag code C8PF-E	C7OZ 9590-B						1							
Connector (distributor vacuum tube to carb.)- 1/8" pipe thread	358165-S(II-65)	1	1	1	1	1	1							
Ball (accel. pump inlet)-3/16" steel	371350-S(AA4)	1	1	1	2	1	2							
Seal (distributor vacuum tube)-.051"/.060" I.D.- "O" ring	*375909-S92	1	1	1	1	1								
Plug (power valve cylinder)-1/2" expansion	376669-S	1	1	1	1	1								
Fitting (fuel inlet)-5/16" inverted flare-tube	87972-S(I-13)						1							
NUT - POWER VALVE ADJUSTING	9B503													
Tag code C8PF-E	C8AZ 9B503-A						1							
SPRING - POWER VALVE ADJUSTING	C3AZ 9E505-A	1	1	1	1	1								
Tag code C3PF-B							1							
Tag code C8PF-E	C8AZ 9E505-A						1							
Washer (power valve adj. spring)-No. 6-"C" (nylon)	375910-S(XX340S)	AR	AR	AR	AR	AR	AR							
WEIGHT - PUMP DISCHARGE BALL - .202" O.D. -.56" long	C3AZ 9B511-A	1	1	1	1	1	1							
Ball (accel. pump discharge valve)-3/16" steel	371350-S(AA4)	1	1	1	1	1	1							
COVER ASSY. - DASHPOT - includes link	C3AZ 9E511-A			1	1		1							
Screw & lockwasher (dashpot cover to main body)-No. 8-32 x 5/8" fill. head	357136-S(BB56)			4										
Washer (dashpot cover to main body)- No. 8-spring lock	34802-S7(X59)			4										
Screw and lockwasher (dashpot cover to main body)-No. 8-32 x 5/8" fillister head	43255-S8(U74)				4		4							
INSERT - VENTURI - No. 1015	C3DZ 9E514-A	1	1	1	1	1								
No.1200A-tag code C8PF-E	C3OZ 9E514-A						1							
ADAPTOR ASSY. - FUEL INLET	C3AZ 9A520-A	1	1	1	1	1								
BODY ASSY. - MAIN UPPER	*C3DZ 9524-B	1	1	1	1	1								
	C3OZ 9524-H						1							
Screw and lockwasher (upper main body to main body)-No. 8-32 x 5/8" fillister head	43255-S8(U74)	8	8	8	8	8	8							
ROD - DASHPOT LINK TO OVERTRAVEL LEVER	C3AZ 9A527-B			1	1		1							
Clip (rod to dashpot link)	375882-S7-8(GG229)			1	1		1							
COVER ASSY. - ACCELERATOR PUMP - includes link & lever-tag code C3PF-B	C3AZ 9528-C	1	1	1	1	1								
Tag code C8PF-E	C3AZ 9528-D						1							
Screw & lockwasher (accel.pump cover to main body)-No. 8-32 x 5/8" fill. head	357136-S(BB56)	4	4											
Washer (accel. pump cover to main body)- No. 8-spring lock	34802-S7(X59)	4	4											
Screw and lockwasher (accel. pump cover to main body)-No. 8-32 x 5/8" fillister head	43255-S8(U74)			4	4	4	4							
LINK - ACCELERATOR PUMP	C3AZ 9529-B	1	1	1	1	1	1							
Pin (accel. pump link stop)-3/8" x 3/32" spring-tag code C8PF-E	354494-S(NN88)						1							

• Parts lists identified by symbol • are common to 170 and 200 engines.

DESCRIPTION AND RESTRICTIONS	PART NUMBER	CARB. PARTS LISTS													
		A	B	C	D	E	F	G	H	J	K	L	M		
JET - MAIN METERING	9533														
No. 52F - 0 to 5,000 ft. altitude (REGULAR)	C3UZ 9533-A	1	1												
No. 50F - 5,000 to 10,000 ft. altitude	C3UZ 9533-C	1	1												
No. 48F - 10,000 to 15,000 ft. altitude	C3UZ 9533-D	1	1												
No. 51F - 0 to 5,000 ft. altitude (LEAN)	C3DZ 9533-B	1	1												
No. 49F - 5,000 to 10,000 ft. altitude	C3DZ 9533-C	1	1												
No. 47F - 10,000 to 15,000 ft. altitude	C3UZ 9533-E	1	1												
No. 53F - 0 to 5,000 ft. altitude (RICH)	C3DZ 9533-A	1	1												
No. 51F - 5,000 to 10,000 ft. altitude	C3DZ 9533-B	1	1												
No. 49F - 10,000 to 15,000 ft. altitude	C3DZ 9533-C	1	1												
No. 53F - 0 to 5,000 ft. altitude	C3DZ 9533-A					1									
No. 51F - 5,000 to 10,000 ft. altitude	C3DZ 9533-B					1									
No. 49F - 10,000 to 15,000 ft. altitude	C3DZ 9533-C					1									
No. 54F - 0 to 5,000 ft. altitude	C3GY 9533-C			1		1									
No. 52F - 5,000 to 10,000 ft. altitude	C3UZ 9533-A			1		1									
No. 50F - 10,000 to 15,000 ft. altitude	C3UZ 9533-C			1		1									
No. 60F - 0 to 5,000 ft. altitude-tag code C3PF-B	C3GY 9533-B							1							
No. 58F - 5,000 to 10,000 ft. altitude-tag code C3PF-B	C3GY 9533-A							1							
No. 56F - 10,000 to 15,000 ft. altitude	C3GY 9533-D							1							
No. 59F - 0 to 5,000 ft. altitude-tag code C8PF-E	C3OZ 9533-B							1							
No. 57F - 5,000 to 10,000 ft. altitude-tag code C8PF-E	C3OZ 9533-A							1							
SPRING - ACCELERATOR PUMP OVERTRAVEL	C3AZ 9A538-A	1	1	1	1	1	1								
SCREW - IDLE ADJUSTING	C3AZ 9541-B	1	1												
NEEDLE - IDLE ADJUSTING Tag code C3PF-B	C3AZ 9541-C			1	1	1									
Tag code C8PF-E	C8OZ 9541-A							1							
ROD - ACCELERATOR PUMP LINK	C3AZ 9B542-B	1	1	1	1	1	1								
Retainer (rod to accel. pump overtravel lever)- spring	353610-S8(NN126)	1	1	1	1	1									
Clip (rod to accel. pump link)	375882-S7-8(GG229)	1	1	1	1	1	1								
PLATE - CHOKE	C3AZ 9545-A	1	1	1	1	1	1								
Screw (plate to shaft)-No. 6-32 x .31" pan hd.	378360-S2(UU81J)			2	2	2	2								
SHAFT AND LEVER ASSY. - CARBURETOR CHOKE - identified by letter "D" stamped on lever-includes (2) 378360-S2 screws	C3OZ 9546-B	1	1	1	1	1									
Tag code C3PF-B	C2AZ 9546-D							1							
Tag code C8PF-E	C3GY 9546-B							1							
FLOAT AND LEVER ASSY.	C3AZ 9550-A	1	1	1	1	1	1								
SHAFT - FLOAT LEVER	C3AZ 9558-B	1	1	1	1	1	1								
HUB - FAST IDLE CAM	C3AZ 9D558-A	1	1	1	1	1	1								
PIN - POWER VALVE	C8AZ 9G558-C							1							
DIAPHRAGM ASSY. - Accelerator pump Dashpot	C3AZ 9B559-A	1	1	1	1	1	1								
SPRING - choke plate	C3AZ 9560-A		1		1		1								
Float bowl vent return	C3AZ 9560-B	1	1	1	1	1	1								
GASKET - FLOAT BOWL	C3AZ 9561-C	1	1	1	1	1	1								
VALVE AND SEAT ASSY. - FUEL INLET - service pkg. includes C3AZ 9569-B gasket	C3AZ 9564-B	1	1	1	1	1	1								
NUT - CHOKE PLATE ADJUSTING	C3AZ 9D564-A	1	1	1	1	1	1								

• Parts lists identified by symbol • are common to 170 and 200 engines.

DESCRIPTION AND RESTRICTIONS	PART NUMBER	CARB. PARTS LISTS											
		A	B	C	D	E	F	G	H	J	K	L	M
PISTON - POWER VALVE	C3AZ 9A565-C	1	1	1	1	1							
Tag code C8PF-E	C8AZ 9A565-A						1						
GASKET - FUEL INLET NEEDLE SEAT - .3125" O.D. - .17" I.D.	C3AZ 9569-B	1	1	1	1	1	1						
VALVE ASSY. - DISTRIBUTOR VACUUM - SPARK	C3AZ 9B572-B	1	1	1	1	1	1						
SPRING - Idle adjusting needle-.25" I.D. - .64" long-8 coils	C3AZ 9578-A	1	1										
Power valve ball check	C3AZ 9578-B	1	1	1	1	1	1						
Idle adjusting	C3AZ 9578-C	1	1	1	1	1	1						
Idle adjusting needle	★40 9578			1	1	1	1						
Screw (fast idle adjusting)-No. 10-32 x 1" hex. slotted head	355107-S7(BB536)	1	1	1	1								
Screw (fast idle adjusting)- No. 10-32 x .50" hex. slotted head	370050-S2(BB537)						1	1					
Ball (power valve check)-3/16" steel	371350-S(AA4)	1	1	1	1	1	1	1					
LEVER AND SHAFT ASSY. - THROTTLE - service pkg. Includes (2) 378360-S2 screws	C3DZ 9581-E	1	1	1	1	1							
Tag code C3PF-B								1					
Tag code C8PF-E	C5ZZ 9581-B							1					
VALVE - FLOAT BOWL VENT	C3AZ 9D583-C	1	1	1	1	1	1						
Clip (valve to float bowl vent actuating lever)	375882-S7-8(GG229)	1	1	1	1	1	1						
Retainer (valve to accel. pump cover) spring	353610-S8(NN126)							1					
PLATE - THROTTLE - 1.437" diameter	C3AZ 9585-A	1	1	1	1	1	1						
Screw (plate to shaft)-No. 6-32 x .31" pan head	378360-S2(UU81J)			2	2	2	2						
LEVER - FLOAT BOWL VENT ACTUATING	C3AZ 9D585-C	1	1	1	1	1	1						
SCREW - CHOKE AND THROTTLE PLATE	C3AZ 9586-A	4	4										
GASKET - ECONOMIZER BODY - SPARK VALVE	C2AZ 9A588-B	1	1	1	1	1	1						
LINK - DASHPOT	C3AZ 9D593-B		1		1								
Tag code C8PF-E							1						
Screw (dashpot link adjusting)- No. 8-32 x 3/4" fillister head	354746-S100(BB26)		1		1								
BRACKET ASSY. - CHOKE CONTROL	C3DZ 9595-A	1	1	1	1	1	1						
CAM ASSY. - FAST IDLE	C3DZ 9597-A	1	1	1	1	1	1						
Ring (cam to fast idle cam hub)-1/4" retaining	374024-S8B(XX16F)	1	1	1	1	1	1						
ROD - POWER VALVE	C3AZ 9D597-B	1	1	1	1	1	1						
ROD - CHOKE CONTROL - Yellow finish	C3DZ 9A599-A	1	1	1	1	1	1						
PIN - AIR CLEANER RETAINER	C3AZ 9C631-A	2	2	2	2	2	2						
SPRING - ACCELERATOR PUMP LEVER RETURN	C3AZ 9636-A	1	2	1	2	1	2						
RETAINER - AIR CLEANER TO CARBURETOR	C3AZ 9B672-A	1	1	1	1	1	1						
PIN - ACCELERATOR PUMP OVERTRAVEL SPRING	C3AZ 9C711-A	1	1	1	1	1	1						
CLAMP - CHOKE CABLE	C3AZ 9792-A	1	1	1	1	1	1						
Screw (choke control bracket clamp)- No. 8-32 x 1/2" fillister head	31061-S8(U50)	1	1	1	1	1	1						
Nut-No. 8-32 square	34126-S8B(M146)	1	1	1	1	1	1						
LEVER - ACCELERATOR PUMP	C3AZ 9919-C	1	1	1	1	1	1						
Ring (lever to shaft)-1/8" retaining	377918-S8B(XX14F)	1	1	1	1	1	1						
Washer (lever to shaft)-No. 5 flat	44706-S(X7)	1	1	1	1	1	1						
TUBE - VACUUM TRANSFER - .530" long	C3DZ 9996-A	1	1	1	1								
	C3OZ 9996-A						1						

⚡ Parts lists identified by symbol ⚡ are common to 170 and 200 engines.

DESCRIPTION AND RESTRICTIONS	PART NUMBER	CARB. PARTS LISTS										
		A	B	C	D	E	F	G	2 A THRU		2 M	
		H	J	K	L	M						
PIN - FLOAT HINGE	C1AE 9558-A	1	1	1	1	1	1	1				
	C2DZ 9558-A								1	1		
GASKET - FLOAT BOWL - 3.81" long- 2.19" wide-use with glass bowl only	B2AZ 9561-A	1	1									
	C2AZ 9561-C	1	1	1	1	1	1	1				
	C2DZ 9561-A								1	1		
VALVE AND SEAT - FUEL INLET Needle	C2AZ 9564-C	1	1	1	1	1	1	1				
	C2DZ 9564-A								1	1		
ECONOMIZER	B2AZ 9A565-A	1	1	1	1	1	1	1				
Piston (power valve)	C2DZ 9A565-A								1	1		
Screw (valve to main body)-No. 8-32 x 1/2"	31061-S8(U50)	3	3		3							
Lockwasher-No. 8	34802-S7(X59)	3	3		3							
RETAINER - PUMP OPERATING LEVER - SPLIT - serviced in kit 9590	B2A 9568-B			1	1	1	1	1				
GASKET - FLOAT VALVE SEAT - .32" I.D. - .52" O.D. -.031" thick-serviced in kit 9502	EAA 9569-A	1	1	1	1	1	1	1				
CUP - PUMP PISTON	C2DZ 9572-A								1			
VALVE - SPARK CONTROL Stamped No. 50	C0DE 9B572-A	1			1		1	1				
	C0DE 9B572-B		1	1		1						
	B8AZ 9B572-A								1	1		
SCREW - DISCHARGE NOZZLE - No. 10-32 x .64" fillister head	B2A 9574-B	1	1	1	1	1	1	1				
RETAINER - PUMP VALVE INLET	C2DZ 9575-A								1			
BALL - accelerator pump check - .156" diameter 1/8" diameter Push rod sleeve	EAA 9576-A	1	1	1	1	1	1	1				
	78 9576	2	2	2	2	2	2	2		1	1	
NOZZLE - PUMP DISCHARGE	*EAA 9577-B	1	1	1	1	1	1	1				
SPRING - THROTTLE ADJUSTING SCREW - 4 1/2 coils-.20" I.D. -.58" long Idle adjusting needle Screw (throttle adjusting)-No. 10-32 x 1" fillister head Screw (idle adjusting)-No. 10-32 x 1" special hex. head slotted	B8A 9578-B	1	1	1	1	1	1	1	1	1		
	*40 9578	1	1	1	1	1	1	1	1	1		
	31676-S(U57)	1	1	1	1	1	1	1				
	355107-S7(BB536)									1		
GASKET - PUMP DISCHARGE NOZZLE - .20" I.D. x .32" O.D. -.03" thick - serviced in kit 9502	EAA 9580-A	1	1	1	1	1	1	1				
SHAFT AND LEVER - THROTTLE Primary Kit	C0DE 9581-A	1	1	1	1		1					
	C0DE 9581-A						1		1			
	C2DZ 9581-B									1	1	
Consists of												
1-C2DZ 9529-A	Link (pump)											
1-C2DZ 9581-A	Lever and shaft											
2-C2DZ 9586-A	Screw (throttle plate)											
	1-34079-S											
	1ea.Spring & screw											
	Nut (pump lever)											
	Throttle stop											
	1-Lever (pump)											
	1-Lockwasher											
	1-Plate (throttle)											
Nut (pump lever to throttle shaft)-No. 10-32	34079-S7(M163)								1	1		

DESCRIPTION AND RESTRICTIONS	PART NUMBER	CARB. PARTS LISTS												
		A	B	C	D	E	F	G	H	J	K	L	M	
LEVER - ACCELERATOR PUMP PISTON - NYLON	C0AZ 9583-A	1	1	1	1	1	1							
PLATE - THROTTLE	★CODE 9585-A	1	1	1	1	1	1	1						
Screw(throttle plate)-No. 6-32 x 5/16" fill. hd.	★31036-S8	2	2		2	2	2							
Lockwasher-No. 6-external tooth	34937-S7(X84)	2	2		2	2	2							
SCREW - THROTTLE PLATE - No. 6-32 oval hd.	B9A 9586-A	2	2	2		2		2						
Choke plate - No. 6-32 oval head	B9A 9586-A	2	2	2	2	2	2	2						
Choke and throttle plates	C2DZ 9586-A									4	4			
GASKET - Economizer-serviced in kit 9502	B2AZ 9A588-A	1	1	1	1	1	1	1						
Spark valve - .57" I. D. - .75" O. D. - .015" thick	C0AE 9A588-A	1	1	1	1	1	1	1	1	1	1			
JET - POWER - stamped 3312-A	C0DZ 9594-A	1	1	1	1	1	1	1						
	C2DZ 9594-A									1	1			
Screw(jet and main well to main body)- No. 6-32 x 1/2" fillister head	26479-S7-8(U166)	3	3	3	3	3	3	3						
Screw(jet and main well to main body)- No. 6-32 x .75"	★353799-S8	2	2	2	2	2	2	2	2					
Lockwasher-No. 6	34801-S7(X58)	2	2	2	2	2	2	2	2					
SPRING - ACCELERATOR PUMP RETURN	C2DZ 9636-A											1		
CLAMP - CHOKE CONTROL BRACKET	8BA 9792	1	1	1	1	1	1	1	1	1	1			
Screw(choke control bracket clamp)- No. 8-32 x 1/2" fillister head	31061-S8(U50)	1	1	1	1	1	1	1	1	1	1			
Nut-No. 8-32	34052-S7(M155)	1	1	1	1	1	1	1	1	1	1			
BRACKET - CHOKE CONTROL - serviced in 9546 kit only	★EAA 9796-A	1	1	1	1	1	1	1						
	C2DZ 9796-A									1	1			
Screw(choke bracket)-No. 10-32 x 3/8"	355156-S7-8(BB45)	1	1	1	1	1	1	1						
LEVER - DASHPOT OPERATING	B6A 9802-A	1			1		1							
CLAMP - FLOAT BOWL RETAINER - use with glass bowl only	★B2A 9809-A	4	4											
Screw(clamp)-No. 10-32 x 1" fillister hd.	31676-S(U57)	4	4											
Lockwasher-No. 10	34803-S7(X60)	4	4											
GASKET - FUEL INLET FITTING	B2A 9827-A	1	1	1	1	1	1	1						
COVER - ECONOMIZER VALVE	★B2A 9930-B	1	1	1	1	1	1	1						
Screw(cover to main body)-No. 8-32 x 1/2" fillister head	31061-S8(U50)				3	3	3	3	3					
Lockwasher-No. 8	34802-S7(X59)				3	3	3	3	3					
SLEEVE - PUMP PUSH ROD	B8A 9934-A	1	1	1	1	1	1	1						
SPRING - ACCELERATOR PUMP ROD PLUNGER - .27" O. D. - 1.34" long - 13 coils	EAA 9935-B	1	1	1	1	1	1	1						
SPRING - ACCELERATOR PUMP DIAPHRAGM RETURN - cone shaped - 8 coils	★EAA 9936-A	1	1	1	1	1	1	1						
GASKET - FUEL INLET SEAT SCREW - .32" I. D. - .428" O. D. - .031" thick - serviced in 9502 kit only	★B2AZ 9945-A	1	1	1	1	1	1	1						

DESCRIPTION AND RESTRICTIONS	PART NUMBER	CARB. PARTS LISTS											
		3A				THRU				3M			
		A	B	C	D	E	F	G	H	J	K	L	M
GASKET SET	C3AZ 9502-F	1	1	1	1	1	1	1	1			1	1
KIT - TUNE UP	C3AZ 9A586-F	1	1	1	1	1	1	1	1	1	1	1	1
REPAIR KIT	C3AZ 9590-L	1	1	1	1	1	1	1	1	1	1	1	1
Connector (distributor vacuum tube to carb.)- 1/8" pipe thread	358165-S(II-65)	1	1	1	1	1	1	1	1	1	1	1	1
Ball (accel. pump inlet)-3/16" steel	371350-S(AA4)	1	1	1	1	1	2	1	2	1	1	1	2
Seal (dist. vacuum tube)-.051"/.060" I.D. - "O" ring	★375909-S92	1	1			1	1	1	1	1	1	1	1
Plug (power valve cyl.)-1/2" expansion	376669-S	1	1	1	1	1	1	1	1	1	1	1	1
Fitting (fuel inlet)-5/16" inverted flare-tube	87972-S(I-13)									1	1	1	1
Screw (carburetor idle adjusting)- No. 10-32 x 5/8" fillister head	31628-S7(U58)											1	1
SPRING - POWER VALVE ADJUSTING	C3AZ 9E505-A	1	1			1	1	1	1	1	1		
	C5DZ 9E505-A											1	1
Washer (power valve adj. spring)- No. 6"C"-nylon	375910-S(XX340S)	AR	AR			AR	AR	AR	AR	AR	AR	AR	AR
WEIGHT - PUMP DISCHARGE BALL - .202" O.D. -.56" long	C3AZ 9B511-A	1	1	1	1	1	1	1	1	1	1	1	1
Ball (accel. pump discharge valve)-3/16" steel	371350-S(AA4)	1	1	1	1	1	1	1	1	1	1	1	1
COVER ASSY. - DASHPOT -includes link	C3AZ 9E511-A		1		1		1		1		1		1
Screw & lockwasher (dashpot cover to main body)-No. 8-32 x 5/8" fillister head	357136-S(BB56)		4		4								
Washer (dashpot cover to main body)- No. 8-spring lock	34802-S7(X59)		4		4								
Screw and lockwasher (dashpot cover to main body)-No. 8-32 x 5/8" fillister head	43255-S8(U74)						4		4		4		4
INSERT - VENTURI - No. 1100	C3OZ 9E514-A	1	1			1	1	1	1	1	1	1	1
No. 1015	C3DZ 9E514-A			1	1								
ADAPTOR ASSY. - FUEL INLET	C3AZ 9A520-A	1	1	1	1	1	1	1	1				
BODY AND PLUGS ASSY. - MAIN UPPER	C3OZ 9524-H	1								1			
	★C3OZ 9524-E		1				1		1		1		
	★C3AZ 9524-B				1								
"Before 6/17/63"				1									
"From 6/17/63"	★C3OZ 9524-K			1									
	★C3OZ 9524-G					1		1					
	★C5DZ 9524-A											1	1
Screw and lockwasher (upper main body to main body)-No. 8-32 x 5/8" fillister head	43255-S8(U74)	8	8	8	8	8	8	8	8	8	8	8	8
ROD - DASHPOT LINK TO OVERTRAVEL LEVER	C3AZ 9A527-B		1		1		1		1		1		1
Clip (rod to dashpot link)	375882-S7-8(GG229)		1		1		1		1		1		1
COVER ASSY. - ACCELERATOR PUMP - includes link and lever	C3AZ 9528-C	1	1	1	1	1	1	1	1	1	1	1	1
Screw & lockwasher (accel. pump cover to main body)-No. 8-32 x 5/8" fillister head	357136-S(BB56)	4	4	4	4								
Washer (accelerator pump cover to main body)- No. 8-spring lock	34802-S7(X59)	4	4	4	4								
Screw and lockwasher (accel. pump cover to main body)-No. 8-32 x 5/8" fillister head	43255-S8(U74)					4	4	4	4	4	4	4	4
LINK - ACCELERATOR PUMP	C3AZ 9529-B	1	1	1	1	1	1	1	1	1	1	1	1

* Not applicable to 1960/64 models

DESCRIPTION AND RESTRICTIONS	PART NUMBER	CARB. PARTS LISTS																		
		A	B	C	D	E	F	G	H	J	K	L	M							
JET - MAIN METERING	9533																			
No. 59F - 0 to 5,000 ft. altitude (REGULAR)	C3OZ 9533-B	1																		
No. 57F - 5,000 to 10,000 ft. altitude	C3OZ 9533-A	1																		
No. 55F - 10,000 to 15,000 ft. altitude	C3UZ 9533-B	1																		
No. 58F - 0 to 5,000 ft. altitude (LEAN)	C3GY 9533-A	1																		
No. 56F - 5,000 to 10,000 ft. altitude	C3GY 9533-D	1																		
No. 54F - 10,000 to 15,000 ft. altitude	C3GY 9533-C	1																		
No. 60F - 0 to 5,000 ft. altitude (RICH)	C3GY 9533-B	1																		
No. 58F - 5,000 to 10,000 ft. altitude	C3GY 9533-A	1																		
No. 56F - 10,000 to 15,000 ft. altitude	C3GY 9533-D	1																		
No. 57F - 0 to 5,000 ft. altitude (REGULAR)	C3OZ 9533-A		1																	
No. 55F - 5,000 to 10,000 ft. altitude	C3UZ 9533-B		1																	
No. 53F - 10,000 to 15,000 ft. altitude	C3DZ 9533-A		1																	
No. 54F - 0 to 5,000 ft. altitude (REGULAR)	C3GY 9533-C			1	1															
No. 52F - 5,000 to 10,000 ft. altitude	C3UZ 9533-A			1	1															
No. 50F - 10,000 to 15,000 ft. altitude	C3UZ 9533-C			1	1															
No. 53F - 0 to 5,000 ft. altitude (LEAN)	C3DZ 9533-A				1															
No. 51F - 5,000 to 10,000 ft. altitude	C3DZ 9533-B				1															
No. 49F - 10,000 to 15,000 ft. altitude	C3DZ 9533-C				1															
No. 55F - 0 to 5,000 ft. altitude (RICH)	C3UZ 9533-B				1															
No. 53F - 5,000 to 10,000 ft. altitude	C3DZ 9533-A				1															
No. 51F - 10,000 to 15,000 ft. altitude	C3DZ 9533-B				1															
No. 60F - 0 to 5,000 ft. altitude	C3GY 9533-B					1		1				1								
No. 58F - 5,000 to 10,000 ft. altitude	C3GY 9533-A					1		1				1								
No. 56F - 10,000 to 15,000 ft. altitude	C3GY 9533-D					1		1				1								
No. 59F - 0 to 5,000 ft. altitude	C3OZ 9533-B						1		1				1							
No. 57F - 5,000 to 10,000 ft. altitude	C3OZ 9533-A							1		1				1						
No. 55F - 10,000 to 15,000 ft. altitude	C3UZ 9533-B							1		1					1					
SPRING-ACCELERATOR PUMP OVERTRAVEL	C3AZ 9A538-A	1	1	1	1	1	1	1	1	1	1	1	1	1	1	1	1	1	1	1
SCREW - IDLE ADJUSTING	C3AZ 9541-B	1	1	1	1															
NEEDLE - IDLE ADJUSTING	C3AZ 9541-C					1	1	1	1	1	1	1	1	1	1	1	1	1	1	1
ROD - ACCELERATOR PUMP LINK	C3AZ 9B542-B	1	1	1	1	1	1	1	1	1	1	1	1	1	1	1	1	1	1	1
Clip (rod to accel. pump link)	375882-S7-8(GG229)	1	1	1	1	1	1	1	1	1	1	1	1	1	1	1	1	1	1	1
Retainer (rod to accel. pump overtravel lever)-spring	353610-S8(NN126)	1	1	1	1	1	1	1	1	1	1	1	1	1	1	1	1	1	1	1
PLATE - CHOKE	C3AZ 9545-A	1	1	1	1	1	1	1	1	1	1	1	1	1	1	1	1	1	1	1
Screw (plate to shaft)-No. 6-32 x .31" pan hd.	378360-S2(UU81J)					2	2	2	2	2	2	2	2	2	2	2	2	2	2	2
SHAFT AND LEVER ASSY. - CARBURETOR CHOKE - identified by letter "D" stamped on lever-includes (2) 378360-S2 screws	C3OZ 9546-B	1	1	1	1	1	1	1	1	1	1									
FLOAT AND LEVER ASSY.	C3AZ 9550-A	1	1	1	1	1	1	1	1	1	1	1	1	1	1	1	1	1	1	1
SHAFT - FLOAT LEVER	C3AZ 9558-B	1	1	1	1	1	1	1	1	1	1	1	1	1	1	1	1	1	1	1
HUB - FAST IDLE CAM	C3AZ 9D558-A	1	1	1	1	1	1	1	1	1	1									
DIAPHRAGM ASSY. - ACCELERATOR PUMP AND DASHPOT	C3AZ 9B559-A	1		1		1		1		1			1		1		1		1	
				2		2		2		2			2		2		2		2	
SPRING - choke plate	C3AZ 9560-A	1	1	1	1	1	1	1	1	1	1							1	1	
Float bowl vent return	C3AZ 9560-B	1	1	1	1	1	1	1	1	1	1							1	1	
GASKET - FLOAT BOWL VALVE AND SEAT ASSY. - FUEL INLET - service pkg. includes C3AZ 9569-B gasket	C3AZ 9561-C	1	1	1	1	1	1	1	1	1	1	1	1	1	1	1	1	1	1	1
	C3AZ 9564-B	1	1	1	1	1	1	1	1	1	1	1	1	1	1	1	1	1	1	1
NUT - CHOKE PLATE ADJUSTING	C3AZ 9D564-A	1	1	1	1	1	1	1	1	1	1	1	1	1	1	1	1	1	1	1
PISTON - POWER VALVE	C3AZ 9A565-C	1	1			1	1	1	1	1	1	1	1	1	1	1	1	1	1	1
GASKET - FUEL INLET NEEDLE SEAT - .3125" O. D. - .17" I. D.	C3AZ 9569-B	1	1	1	1	1	1	1	1	1	1	1	1	1	1	1	1	1	1	1

* Not applicable to 1960/64 models

DESCRIPTION AND RESTRICTIONS	PART NUMBER	CARB. PARTS LISTS												
		3A THRU										3M		
		A	B	C	D	E	F	G	H	J	K	L	M	
VALVE ASSY. - DISTRIBUTOR VACUUM - SPARK	C3AZ 9B572-B	1	1	1	1	1	1	1	1	1	1	1	1	
SPRING - idle adjusting needle - .25" I. D. - .64" long-8 coils	C3AZ 9578-A	1	1	1	1									
Idle adjusting needle	★40 9578					1	1	1	1	1	1	1	1	
Power valve ball check	C3AZ 9578-B	1	1			1	1	1	1	1	1	1	1	
Idle adjusting	C3AZ 9578-C	1	1	1	1	1	1	1	1	1	1	1	1	
Screw (fast idle adjusting)- No. 10-32 x 1" hex. slotted head	355107-S7(BB536)	1	1	1	1	1	1			1	1	1	1	
Ball (power valve check)-3.16" steel	371350-S(AA4)	1	1			1	1	1	1	1	1	1	1	
Screw (fast idle adjusting)- No. 10-32 x .50" hex. slotted head	370050-S2(BB537)							1	1					
LEVER AND SHAFT ASSY. - THROTTLE - service pkg. includes (2) 378360-S2 screws	C3DZ 9581-E	1	1	1	1	1	1	1	1					
Service pkg. includes (2) 378360-S2 screws	C5ZZ 9581-B									1	1	1	1	
VALVE - FLOAT BOWL VENT	C3AZ 9D583-C	1	1	1	1	1	1	1	1	1	1	1	1	
Clip (valve to float bowl vent actuating lever)	375882-S7-8(GG229)	1	1	1	1	1	1	1	1	1	1			
PLATE - THROTTLE - 1.437" diameter	C3AZ 9585-A	1	1	1	1	1	1	1	1	1	1	1	1	
Screw (plate to shaft)-No. 6-32 x .31" pan head	378360-S2(UU81J)					2	2	2	2	2	2	2	2	
LEVER - FLOAT BOWL VENT ACTUATING	C3AZ 9D585-C	1	1	1	1	1	1	1	1	1	1	1	1	
SCREW - CHOKE AND THROTTLE PLATE	C3AZ 9586-A	4	4	4	4									
GASKET - ECONOMIZER BODY - SPARK VALVE	C2AZ 9A588-B	1	1	1	1	1	1	1	1	1	1	1	1	
LINK - DASHPOT	C3AZ 9D593-B		1		1		1		1		1		1	
Screw (dashpot link adjusting)- No. 8-32 x 3/4" fillister head	354746-S100(BB26)		1		1		1		1		1		1	
BRACKET ASSY. - CHOKE CONTROL	C3DZ 9595-A	1	1	1	1	1	1	1	1					
CAM ASSY. - FAST IDLE	C3DZ 9597-A	1	1	1	1	1	1	1	1					
Ring (cam to fast idle cam hub)-1/4" retaining	374024-S8B(XX16F)	1	1	1	1	1	1	1	1					
ROD - POWER VALVE	C3AZ 9D597-B	1	1			1	1	1	1	1	1	1	1	
ROD - choke control- yellow finish	C3DZ 9A599-A	1	1	1	1	1	1	1	1					
PIN - AIR CLEANER RETAINER	C3AZ 9C631-A	2	2	2	2	2	2	2	2	2	2	2	2	
SPRING - ACCELERATOR PUMP LEVER RETURN	C3AZ 9636-A	1	2	1	2	1	2	1	2	1	2	2	2	
RETAINER - AIR CLEANER TO CARBURETOR	C3AZ 9B672-A	1	1	1	1	1	1	1	1	1	1	1	1	
PIN - ACCELERATOR PUMP OVERTRAVEL SPRING	C3AZ 9C711-A	1	1	1	1	1	1	1	1	1	1	1	1	
CLAMP - CHOKE CABLE	C3AZ 9792-A	1	1	1	1	1	1	1	1					
Screw-No. 8-32 x 1/2" fillister hd. - (choke control bracket clamp)	31061-S8(U50)	1	1	1	1	1	1	1	1					
Nut-No. 8-32 square	34126-S8B(M146)	1	1	1	1	1	1	1	1					
LEVER - ACCELERATOR PUMP	C3AZ 9919-C	1	1	1	1	1	1	1	1	1	1	1	1	
Ring (lever to shaft)-1/8" retaining	377918-S8B(XX14F)	1	1	1	1	1	1	1	1	1	1	1	1	
Washer (lever to shaft)-No. 5 flat	44706-S(X7)	1	1	1	1	1	1	1	1	1	1	1	1	
TUBE - VACUUM TRANSFER - .530" long	C3DZ 9996-A	1				1		1	1	1	1	1	1	
.395" long	C3AZ 9996-A		1				1							
.395" long - "Before 4/1/63"	C3AZ 9996-B			1	1									
"From 4/1/63"	C3OZ 9996-A			1	1									

• Not applicable to 1960/64 models

DESCRIPTION AND RESTRICTIONS	PART NUMBER	CARBURETOR PARTS LISTS											3N THRU		3Z			
		N	P	Q	R	S	T	U	V	W	X	Y	Z					
GASKET SET-Tag code C6PF-J	C3AZ 9502-J																1	
Tag code C8OF-F	C8AZ 9502-A																1	
KIT - TUNE UP-Tag code C6PF-J	C3AZ 9A586-F																1	
Tag code C8OF-F	C8OZ 9A586-A																1	
REPAIR KIT - Tag code C6PF-J	C3AZ 9590-L																1	
Tag code C8OF-F	C7OZ 9590-B																1	
Connector (distributor vacuum tube to carb.)- 1/8" pipe thread	358165-S(II-65)	1	1	1	1	1	1	1	1	1	1	1	1	1	1	1	1	1
Ball(accel. pump and dashpot inlet)-3/16" steel	371350-S(AA4)	2	2	2	2	1	2	2	2	2	2	2	2	2	2	2	2	2
Plug (power valve cyl.)-1/2" expansion	376669-S	1	1	1	1	1	1	1	1	1	1	1	1	1	1	1	1	1
Screw (carburetor idle-adjusting)- No. 10-32 x 5/8" fillister head	31628-S7(U58)	1	1	1	1					1	1						1	1
Fitting (fuel inlet)-5/16" inverted flare-tube	87972-S(I-13)																1	
NUT - POWER VALVE ADJUSTING	9B503																	
Tag code C8OF-F	C8AZ 9B503-A								1							1	1	1
SPRING - POWER VALVE ADJUSTING- Tag code C6PF-J	C3AZ 9E505-A																1	
Tag code C8OF-F	C8AZ 9E505-A																1	
Washer (power valve adj. spring)- No. 6-"C" washer	375910-S(XX340S)	AR	AR	AR	AR	AR	AR	AR	AR	AR	AR	AR	AR	AR	AR	AR	AR	AR
WEIGHT - PUMP DISCHARGE BALL - .202" O.D. - .56" long	C3AZ 9B511-A	1	1	1	1	1	1	1	1	1	1	1	1	1	1	1	1	1
Ball (accel. pump discharge valve)-3/16" steel	371350-S(AA4)	1	1	1	1	1	1	1	1	1	1	1	1	1	1	1	1	1
COVER ASSY. - DASHPOT - includes link	C3AZ 9E511-A	1		1	1			1	1	1	1	1	1	1	1	1	1	1
Screw and lockwasher (dashpot cover to main body)-No. 8-32 x 5/8" fillister head	43255-S8(U74)	4		4	4			4	4	4	4	4	4	4	4	4	4	4
INSERT - VENTURI-No. 1100-Tag code C8OF-F	C3OZ 9E514-A																1	
BODY and PLUGS ASSY. -MAIN UPPER	★C3DZ 9524-B																1	
Screw and lockwasher (upper main body to No. 8-32 x 5/8" fillister head	43255-S8(U74)	8	8	8	8	8	8	8	8	8	8	8	8	8	8	8	8	8
ROD - DASHPOT LINK TO OVERTRAVEL LEVER	C3AZ 9A527-B	1		1	1			1	1	1	1	1	1	1	1	1	1	1
Clip (rod to dashpot link)	375882-S7-8(GG229)	1		1	1			1	1	1	1	1	1	1	1	1	1	1
COVER ASSY. - ACCELERATOR PUMP - includes link & lever-Tag code C6PF-J	C3AZ 9528-C																1	
Tag code C8OF-F	C3AZ 9528-D							1								1	1	
Screw and lockwasher (accel. pump cover to main body)-No. 8-32 x 5/8" fillister hd.	43255-S8(U74)	4	4	4	4	4	4	4	4	4	4	4	4	4	4	4	4	4
LINK - ACCELERATOR PUMP	C3AZ 9529-B	1	1	1	1	1	1	1	1	1	1	1	1	1	1	1	1	1
Pin (accelerator pump link stop)-3/8" x 5/8" spring-tag code C8OF-F	354494-S(NN88)							1								1	1	
JET - MAIN METERING	9533																	
No. 60F - 0 to 5,000 ft. altitude -tag code C6PF-J	C3GY 9533-B																1	1
No. 58F - 5,000 to 10,000 ft. altitude -tag code C6PF-J	C3GY 9533-A																1	1
No. 68F - 0 to 5,000 ft. altitude-tag code C8OF-F	C3TZ 9533-F																1	
No. 66F - 5,000 to 10,000 ft. altitude-tag code C8OF-F	C3TZ 9533-E																1	

• Parts lists identified by symbol • are common to 200 engines.

• Not applicable to 1960/64 models

DESCRIPTION AND RESTRICTIONS	PART NUMBER	CARBURETOR PARTS LISTS										3N THRU 3Z				
		•N	•P	•Q	•R	•S	•T	•U	•V	•W	•X	•Y	•Z			
SPRING-ACCELERATOR PUMP OVERTRAVEL	C3AZ 9A538-A												1			
-Tag code C6PF-J																
Tag code C8OF-F	C3AZ 9A538-B					1						1	1	1		
NEEDLE - IDLE ADJUSTMENT	C3AZ 9541-C	1	1	1	1		1	1	1	1	1	1				
Tag code C6PF-J							1					1	1			
Tag code C8OF-F	C8OZ 9541-A					1						1	1	1		
ROD - ACCELERATOR PUMP LINK	C3AZ 9B542-B	1	1	1	1	1	1	1	1	1	1	1	1	1		
Clip (rod to accelerator pump link)	375882-S7-8(GG229)	1	1	1	1	1	1	1	1	1	1	1	1	1		
PLATE - CHOKE	C3AZ 9545-A	1	1	1	1	1	1	1	1	1	1	1	1	1		
Screw (plate to shaft)-No. 6-32 x .31" pan hd.	378360-S2(UU81J)	2	2	2	2	2	2	2	2	2	2	2	2	2		
WEIGHT - FLOAT PENDULUM	C6TZ 9H545-A					1	1				1					
SHAFT AND LEVER ASSY. - CARBURETOR CHOKE	C3GY 9546-B	1	1	1	1			1	1				1	1		
FLOAT AND LEVER ASSY.	C3AZ 9550-A	1	1	1	1	1	1	1	1	1	1	1	1	1		
SHAFT - FLOAT LEVER	C3AZ 9558-B	1	1	1	1			1	1				1	1		
PIN - POWER VALVE - tag code C8OF-F	C8AZ 9G558-C													1		
DIAPHRAGM ASSY. - accelerator pump Dashpot	C3AZ 9B559-A	1	1	1	1	1	1	1	1	1	1	1	1	1		
		1		1	1		1	1	1	1	1	1	1	1		
SPRING-float bowl vent return	C3AZ 9560-B													1		
GASKET - FLOAT BOWL	C3AZ 9561-C													1		
VALVE AND SEAT ASSY. - FUEL INLET - service pkg. includes C3AZ 9569-B gasket	C3AZ 9564-B	1	1	1	1	1	1	1	1	1	1	1	1	1		
NUT - CHOKE PLATE ADJUSTING	C3AZ 9D564-A	1	1	1	1	1	1	1	1	1	1	1	1	1		
PISTON - POWER VALVE-Tag code C8OF-F	C8AZ 9A565-A													1		
GASKET - FUEL INLET NEEDLE - .3125" O.D. - .17" I.D.	C3AZ 9569-B	1	1	1	1	1	1	1	1	1	1	1	1			
VALVE ASSY. - DISTRIBUTOR VACUUM - SPARK	C3AZ 9B572-B	1	1											1		
SPRING - idle adjusting needle	*40 9578	1	1	1	1	1	1	1	1	1	1	1	1	1		
Power valve ball check	C3AZ 9578-B	1	1	1	1	1	1							1		
Idle adjusting	C3AZ 9578-C	1	1	2	2	1	1	2	2	1	2	2	1	2	2	
Screw (fast idle adjusting)-No. 10-32 x 1" hex. slotted head	355107-S7(BB536)	1	1	1	1	1	1	1	1	1	1	1	1	1		
Ball (power valve check)-3/16" steel	371350-S(AA4)	1	1	1	1	1	1	1	1	1	1	1	1	1		

• Parts lists identified by symbol • are common to 200 engines.

• Not applicable to 1960/64 models

DESCRIPTION AND RESTRICTIONS	PART NUMBER	CARBURETOR PARTS LISTS										3N THRU 3Z		
		N	P	Q	R	S	T	U	V	W	X	Y	Z	
LEVER AND SHAFT ASSY. - THROTTLE - service pkg. includes (2) 378360-S2 screws	C5ZZ 9581-B	1	1	1	1			1	1			1	1	
VALVE - FLOAT BOWL VENT	C3AZ 9D583-C	1	1	1	1	1	1	1	1	1	1	1	1	
Retainer (valve to accel. pump cover)-spring	375882-S7-8(GG229)											1		
PLATE - THROTTLE - 1.437" diameter	C3AZ 9585-A	1	1	1	1	1	1	1	1	1	1	1	1	
Screw (plate to shaft)-No. 6-32 x .31" pan hd.	378360-S2(UU81J)	2	2	2	2	2	2	2	2	2	2	2	2	
LEVER - FLOAT BOWL VENT ACTUATING	C3AZ 9D585-C	1	1	1	1	1	1	1	1	1	1	1	1	
Clip (float bowl vent actuating lever to valve)	375882-S7-8(GG229)	1	1										2	
GASKET - ECONOMIZER BODY - SPARK VALVE	C2AZ 9A588-B												1	
SPRING - THERMOSTATIC CHOKE	C5ZZ 9A590-A	1	1	1	1			1	1			1	1	
LINK - DASHPOT	C3AZ 9D593-B	1	1	1	1		1	1	1	1	1	1	1	
Screw(dashpot link adj.)-No. 8-32 x 3/4" fill. hd.	354746-S100(BB26)												1	
CAM ASSY. - FAST IDLE - Tag code C6PF-J	C5ZZ 9597-A												1	
Ring(cam to hub)-1/8" retaining	374024-S8B(XX16F)					1	1					1	1	
ROD - POWER VALVE - Tag code C8OF-F	C8AZ 9D597-A												1	
ROD - choke control.	C3GY 9A599-C												1	
Choke pull down	C3GY 9A599-B	1	1	1	1			1	1				1	
Ring(rod to throttle shaft)-1/8" retaining	377918-S8B(XX14F)			1	1			1	1				1	
PIN - AIR CLEANER RETAINER	C3AZ 9C631-A	2	2	2	2	2	2	2	2	2	2	2	2	
SPRING - ACCELERATOR PUMP LEVER RETURN AND DASHPOT DIAPHRAGM RETURN	C3AZ 9636-A	2	1	2	2	1	2	2	2	2	2	2	2	
RETAINER - AIR CLEANER TO CARBURETOR	C3AZ 9B672-A	1	1	1	1	1	1	1	1	1	1	1	1	
PIN - ACCELERATOR PUMP OVERTRAVEL SPRING	C3AZ 9C711-A	1	1	1	1	1	1	1	1	1	1	1	1	
SHAFT AND LEVER ASSY. - CHOKE HOUSING	C5ZZ 9A753-A	1	1	1	1			1	1			1	1	
CLAMP - CHOKE HOUSING	C8AZ 9842-B												1	
Screw (clamp to housing)-No. 8-32 x 1/2" fill. hd. - Tag codes C6DF-R, S	31061-S8(U50)	3						3	3				3	3
HOUSING ASSY. - THERMOSTATIC CHOKE - includes (1) C1AE 9871-A gasket - ident. by letters "TP" - Tag code C8OF-F	C5OZ 9848-A												1	
GASKET - CHOKE THERMOSTATIC CONTROL	B8A 9853-A	1	1	1	1			1	1			1	1	
GASKET - THERMOSTATIC CHOKE HOUSING	C1AZ 9871-A	1	1	1	1			1	1			1	1	
LEVER - ACCELERATOR PUMP	C3AZ 9919-C	1	1	1	1	1	1	1	1	1	1	1	1	
Ring (lever to shaft)-1/8" retaining	377918-S8B(XX14F)	1	1	1	1	1	1	1	1	1	1	1	1	
Washer (lever to shaft)-No. 5 flat	44706-S(X7)	1	1	1	1	1	1	1	1	1	1	1	1	

• Parts lists identified by symbol • are common to 200 engines.

• Not applicable to 1960/64 models

DESCRIPTION AND RESTRICTIONS	PART NUMBER	CARB. PARTS LISTS											
		A	B	C	D	E	F	G	H	J	K	L	M
GASKET SET	C0DZ 9502-B	1	1	1	1								
	C2DZ 9502-B					1	1	1					
KIT - TUNE UP	C1UZ 9A586-C	1	1	1	1								
	C2DZ 9A586-C					1	1	1					
REPAIR KIT	C1DZ 9590-C	1	1	1									
	C1DZ 9590-F				1								
	C2DZ 9590-D					1							
	C2OZ 9590-B						1						
	C2DZ 9590-E							1					
Connector (carb.to tube assy.)-5/16" flared tube	354582-S(II-73)	1	1	1	1								
Stud (carb. to spacer-carb. to intake manifold)- 3/8"-24-16 x 1.24"	373906-S(WW32C)	2	2	2	2								
Nut-3/8"-24	33925-S7(M33)	2	2	2	2								
Lockwasher-3/8"	34807-S8(X66)	2	2	2	2								
Plug (pump discharge valve retainer)-1/4"-32 Stud-5/16"-18 & 5/16"-24 x 1.30"-carburetor to spacer	374166-S(PP23A)	1	1	1	1								
	357428-S7-8(WW14)					2	2	2					
	Stud (carb.to spacer)-5/16"-18-3/8"-24 x 1.12"	376730-S7-8(WW117A)					2						
	Nut-5/16"-24	33798-S8(M62)						2	2				
	Nut-5/16"-24 carburetor to spacer	351089-S8(MM20)					2						
	Lockwasher-5/16"	34806-S7(X64)					2	2	2				
SCREW - dashpot and throttle lever adjusting	B1AZ 9B502-A		1		1								
Dashpot operating lever-No. 8-32 x .59" long- slotted binding head	B2AZ 9B502-A		1		1								
Nut-No. 10-32	34079-S7(M163)		1		1								
Lockwasher-No. 10	34803-S7(X60)		1		1								
BOWL AND PLUGS - FLOAT - METAL	C0AZ 9A507-A	1	1	1	1								
	Screw (bowl to main body)-No.10-32 x 3/4" fill.hd	31676-S(U57)	4	4	4	4							
	Lockwasher-No. 10	34803-S7(X60)	4	4	4	4							
WEIGHT - PUMP DISCHARGE BALL	B9AE 9B511-A	1	1	1	1								
BODY - MAIN	*C1DE 9512-E	1		1									
	*C1DE 9512-D		1		1								
SPRING - CHOKE LEVER	C1DZ 9C513-A	1	1	1	1								
	C2DZ 9C513-A					1	1	1					
GASKET - THROTTLE BODY TO MAIN BODY- serviced in 9502 kit only	*C0DE 9516-B	1	1	1	1								
VALVE - PUMP DISCHARGE	C2DZ 9A516-A					1	1	1					
KIT - THROTTLE BODY ASSY.	*C1DZ 9518-A	1	1	1	1								
	Screw (throttle body to main body)- 1/4"-28 x 1 3/16" fillister head	350276-S7(BB19)	2	2	2	2							
	Lockwasher-1/4"	34805-S8(X62)	2	2	2	2							
ADAPTOR - FUEL INLET	C2DZ 9A520-A					1	1	1					
AIR HORN AND TUBES	*C2DZ 9524-B					1							
	*C2OZ 9524-A						1						
	*C2DZ 9524-C							1					
	Screw (air horn to main body)- No. 8-32 x 5/8" fillister head-drilled head	357136-S(BB56)					8						

DESCRIPTION AND RESTRICTIONS	PART NUMBER	CARB. PARTS LISTS												
		A	B	C	D	E	F	G	H	J	K	L	M	
LINK - ACCELERATOR PUMP - serviced in 9590 kit only	*C1DE 9529-B	1	1	1	1									
	C2DZ 9529-A						1	1	1					
JET - MAIN METERING	9533													
No. 60 - 0 to 5,000 ft. altitude Used for carb. without asterisk(*) stamped next to identification numbers 2344 or 2345	1GA 9533-C	1	1					1						
No. 59 - 5,000 to 10,000 ft. altitude	B4Q 9533-B	1	1					1						
No. 58 - 10,000 to 15,000 ft. altitude	78 9533-F	1	1					1						
No. 61 - 0 to 5,000 ft. altitude	B4Q 9533-A			1	1					1				
No. 59 - 5,000 to 10,000 ft. altitude	B4Q 9533-B			1	1									
No. 58 - 10,000 to 15,000 ft. altitude	78 9533-F			1	1									
No. 62 - 0 to 5,000 ft. altitude-used for carb. with asterisk(*) stamped next to identification numbers 2344 or 2345	1GA 9533-B							1						
No. 61 - 5,000 to 10,000 ft. altitude	B4Q 9533-A							1						
No. 60 - 10,000 to 15,000 ft. altitude	1GA 9533-C							1						
No. 42 - 0 to 5,000 ft. altitude	C2OZ 9533-E								1					
No. 62 - 0 to 5,000 ft. altitude	1GA 9533-B									1				
NEEDLE - IDLE ADJUSTING - 1 3/16" long	78 9541-B	1	1	1	1									
	C2DZ 9541-A							1	1	1				
LEVER - CHOKE - serviced in 9546 kit	*C1DZ 9D542-A	1	1	1	1									
CAM AND SWIVEL - FAST IDLE	C2DZ 9D542-A								1					
	C2DZ 9D542-B							1		1				
Screw (choke lever swivel)-No. 8-32 x 1/4"	*37611-S7	1	1	1	1	1	1	1	1					
PISTON - ACCELERATOR PUMP	C1KE 9B544-A	1	1	1	1									
	C2DZ 9B544-B							1		1				
	C2OZ 9B544-A								1					
KIT - CHOKE SHAFT AND RELATED PARTS Consists of (1) Choke plate, (1) choke shaft, (1) C2DZ 9C513-A ring, (2) C2DZ 9586-A screw	C1DZ 9546-A	1	1	1	1									
	C2DZ 9546-A							1	1	1				
SHAFT - CHOKE	*C1KE 9547-A	1	1	1	1									
LINK AND LEVER - CHOKE BRACKET Retainer-choke plate link	C1DE 9B547-A	1	1	1	1									
	359528-S7(XX7)	1	1	1	1									
PLATE, BRACKET AND PIN - CHOKE - serviced in 9546 kit Screw and washer (choke plate to shaft)- No. 6-32 x 1/4" fillister head	*C1KE 9549-A	1	1	1	1									
	355032-S7(BB51)	2	2	2	2									
DASHPOT	C1AZ 9B549-A		1		1									
	C2DZ 9B549-A							1	1	1				
Nut-5/16"-24	33923-S7(M32)		1		1									
Lockwasher-5/16"	34806-S7(X64)		2		2									
FLOAT ASSY.	C2AZ 9550-A	1	1	1	1									
	C2DZ 9550-A							1	1	1				
BRACKET - DASHPOT MOUNTING	C2DZ 9B550-A								1	1				

DESCRIPTION AND RESTRICTIONS	PART NUMBER	CARB. PARTS LISTS													
		4 A THRU				4 M									
		A	B	C	D	E	F	G	H	J	K	L	M		
LEVER - CHOKE PICK UP - serviced in 9546 kit only	*C1DE 9551-A	1	1	1	1										
Screw (choke pick up lever and choke lever to main body)-No. 6-32 x 5/16" fillister head	*31036-S8	1	1	1	1										
Lockwasher-No. 6-external tooth	34937-S7(X84)	1	1	1	1										
PIN - FLOAT HINGE	C1AE 9558-A	1	1	1	1										
	C2DZ 9558-A					1	1	1							
GASKET - FLOAT BOWL	C2AZ 9561-C	1	1	1	1										
	C2DZ 9561-A					1	1	1							
VALVE AND SEAT - FUEL INLET	C2AZ 9564-C	1	1	1	1										
NEEDLE - FUEL INLET	C2DZ 9564-A					1	1	1							
ECONOMIZER	B2AZ 9A565-A	1	1	1	1										
PISTON - POWER VALVE	C2DZ 9A565-A					1		1							
RETAINER - PUMP OPERATING LEVER - SPLIT - serviced in 9590 kit	B2A 9568-B	1	1	1	1										
GASKET - FLOAT VALVE SEAT - .32" I.D. -.52" O.D. -.031" thick-serviced in kit 9502	EAA 9569-A	1	1	1	1										
CUP - PUMP PISTON	C2DZ 9572-A					1									
	C2DZ 9572-B						1	1							
VALVE - SPARK CONTROL	CODE 9B572-A	1	1	1	1	1		1							
RETAINER - PUMP VALVE INLET	*C2DZ 9575-A					1	1								
BALL - ACCELERATOR PUMP CHECK - 1/8" diameter	EAA 9576-A	1	1	1	1										
	78 9576	2	2	2	2	1	1	1							
SPRING - throttle adjusting screw-4 1/2 coils-.20" I.D. -.58" long	B8A 9578-B	1	1	1	1	1	1	1							
Idle adjusting needle	*40 9578	1	1	1	1	1	1	1							
Screw (idle adjusting)-No. 10-32 x 1" special hex. head slotted	355107-S7(BB536)					1									
Screw (throttle adjusting)-No. 10-32 x 1" fill. head	31676-S(U57)	1	1	1	1										
SHAFT AND LEVER - THROTTLE	B9AE 9581-D	1	1	1	1										
Kit - consists of	C2DZ 9581-B					1	1	1							
1-C2DZ 9529-A Link (pump)															
1-C2DZ 9581-A Lever and shaft															
2-C2DZ 9586-A Screw (throttle plate)															
1-34079-S Nut (pump lever)															
1 ea. Spring and screw throttle stop															
1-Lever 1-Plate (throttle)															
1-Lockwasher															
Nut (pump lever to throttle shaft)-No. 10-32	34079-S7(M163)					1	1	1							

DESCRIPTION AND RESTRICTIONS	PART NUMBER	CARB. PARTS LISTS												
		A	B	C	D	E	F	G	H	J	K	L	M	
GASKET SET	C3AZ 9502-F	1	1	1	1	1	1	1	1	1	1	1	1	
KIT - TUNE UP	C3AZ 9A586-F	1	1	1	1	1	1	1	1	1	1	1	1	
REPAIR KIT	C3AZ 9590-L	1	1	1	1	1	1	1	1	1				
Connector (distributor vacuum tube to carb.)- 1/8" pipe thread	358165-S(II-65)	1	1	1	1	1	1	1	1	1	1	1	1	
Ball (accelerator pump and dashpot inlet)- 3/16" steel	371350-S(AA4)	2	2	2	1	2	1	2	1	1	2	2	2	
Seal (distributor vacuum tube)- .051"/.060" I.D. -"O" ring	*375909-S92	1	1	1	1	1	1	1	1	1				
Plug (power valve cylinder)-1/2" expansion	376669-S	1	1	1	1	1	1	1	1	1	1	1	1	
SPRING - POWER VALVE ADJUSTING	C3AZ 9E505-A	1	1	1	1							1	1	
Washer (power valve adj. spring)- No. 6-"C" (nylon)	375910-S(XX340S)	AR	AR	AR	AR	AR	AR	AR	AR	AR	AR	AR	AR	
WEIGHT - PUMP DISCHARGE BALL - .202" O. D. - .56" long	C3AZ 9B511-A	1	1	1	1	1	1	1	1	1	1	1	1	
Ball (accel. pump discharge valve)-3/16" steel	371350-S(AA4)	1	1	1	1	1	1	1	1	1	1	1	1	
COVER ASSY. - DASHPOT - INCLUDES LINK	C3AZ 9E511-A	1	1	1		1		1			1	1	1	
Screw and lockwasher (dashpot cover to main body)-No. 8-32 x 5/8" fillister head	43255-S8(U74)	4	4	4		4		4			4	4	4	
BODY AND PLUGS ASSY. - MAIN	C3OZ 9512-A	1												
	C3OZ 9512-C		1											
INSERT - VENTURI-No. 1200-A	C3OZ 9E514-B	1	1	1	1	1		1		1				
ADAPTOR ASSY. - FUEL INLET	C3AZ 9A520-A	1	1	1										
BODY ASSY. - MAIN UPPER	9524													
Includes power valve	*C3OZ 9524-A	1												
	*C3OZ 9524-F		1	1										
Screw and lockwasher (upper main body to main body)-No. 8-32 x 5/8" fillister head	43255-S8(U74)	8	8	8	8	8	8	8	8	8	8	8	8	
ROD - DASHPOT LINK TO OVERTRAVEL LEVER	C3AZ 9A527-B	1	1	1		1		1			1	1	1	
Clip (rod to dashpot link)	375882-S7-8(GG229)	1	1	1		1		1			1	1	1	
COVER ASSY. - ACCELERATOR PUMP	C3AZ 9528-C	1	1	1	1	1	1	1	1	1	1	1	1	
Screw and lockwasher assy. (accel. pump cover to main body)-No. 8-32 x 5/8" fill. hd.	43255-S8(U74)	4	4	4	4	4	4	4	4	4	4	4	4	
LINK - ACCELERATOR PUMP	C3AZ 9529-B	1	1	1	1	1	1	1	1	1	1	1	1	
JET - MAIN METERING	9533													
No. 63F - 0 to 5,000 ft. altitude (REGULAR)	C3AZ 9533-B	1												
No. 61F - 5,000 to 10,000 ft. altitude	C3TZ 9533-C	1												
No. 59F - 10,000 to 15,000 ft. altitude	C3OZ 9533-B	1												
No. 64F - 0 to 5,000 ft. altitude	C3AZ 9533-C		1	1										
No. 62F - 5,000 to 10,000 ft. altitude	C3AZ 9533-A		1	1										
No. 60F - 10,000 to 15,000 ft. altitude	C3GY 9533-B		1	1										
SPRING - ACCELERATOR PUMP OVERTRAVEL	C3AZ 9A538-A	1	1	1	1	1	1	1	1	1	1	1	1	

* Not applicable to 1960/64 models

DESCRIPTION AND RESTRICTIONS	PART NUMBER	CARB. PARTS LISTS 5 A THRU 5 M												
		A	B	C	D	E	F	G	H	J	K	L	M	
SCREW - IDLE ADJUSTING	C3AZ 9541-B	1												
	C3AZ 9541-C		1	1	1	1	1	1	1	1	1	1	1	
ROD - ACCELERATOR PUMP LINK	C3AZ 9B542-B	1	1	1	1	1	1	1	1	1	1	1	1	
Retainer (rod to accel. pump overtravel lever)-spring	353610-S8(NN126)	1	1	1										
Clip (rod to accel. pump link)	375882-S7-8(GG229)	1	1	1	1	1	1	1	1	1	1	1	1	
PLATE - CHOKE	C3AZ 9545-A	1	1	1	1	1	1	1	1	1	1	1	1	
Screw (plate to shaft)-No. 6-32 x .31" pan hd.	378360-S2(UU81J)		2	2	2	2	2	2	2	2	2	2	2	
SHAFT AND LEVER ASSY. - CARBURETOR CHOKE - identified by letter "D"-stamped on lever-includes (2) 378360-S2 screws	C3OZ 9546-B	1	1	1	1									
FLOAT AND LEVER ASSY.	C3AZ 9550-A	1	1	1	1	1	1	1	1	1	1	1	1	
SHAFT - FLOAT LEVER	C3AZ 9558-B	1	1	1	1	1	1	1	1	1	1	1	1	
HUB - FAST IDLE CAM	C3AZ 9D558-A	1	1	1										
DIAPHRAGM - accelerator pump Dashpot	C3AZ 9B559-A	1	1	1	1	1	1	1	1	1	1	1	1	
SPRING - choke plate	C3AZ 9560-A	1	1	1	1	1	1	1	1	1				
Float bowl vent return	C3AZ 9560-B	1	1	1	1	1	1	1	1	1	1	1	1	
GASKET - FLOAT BOWL	C3AZ 9561-C	1	1	1	1	1	1	1	1	1	1	1	1	
VALVE AND SEAT ASSY. - FUEL INLET - service pkg. includes C3AZ 9569-B gasket	C3AZ 9564-B	1	1	1	1	1	1	1	1	1	1	1	1	
NUT - CHOKE PLATE ADJUSTING	C3AZ 9D564-A	1	1	1	1	1	1	1	1	1	1	1	1	
PISTON - POWER VALVE	C3AZ 9A565-C	1	1	1	1	1	1	1	1	1	1	1	1	
GASKET - FUEL INLET NEEDLE SEAT - .3125" O.D. - .17" I.D.	C3AZ 9569-B	1	1	1	1	1	1	1	1	1	1	1	1	
VALVE ASSY. - DISTRIBUTOR VACUUM - SPARK	C3AZ 9B572-B	1	1	1	1	1	1	1	1	1				
SPRING - idle adjusting needle-.25" I.D. -.64" long - 8 coils	C3AZ 9578-A	1												
Power valve ball check	C3AZ 9578-B	1	1	1	1	1	1	1	1	1	1			
Idle adjusting	C3AZ 9578-C	1	1	1	1	1	2	2	2	2	2	2	2	
	*40 9578		1	1	1	1	1	1	1	1	1	1	1	
Screw (fast idle adjusting)-No. 10-32 x 1" hex. slotted head	355107-S7(BB536)	1	1		1	1	1	1	1	1	1	1	1	
Screw (fast idle adjusting)-No. 10-32 x .50" hex. slotted head	370050-S2(BB537)			1										
Ball (power valve check)-3/16" steel	371350-S(AA4)	1	1	1	1	1	1	1	1	1	1	1	1	

* Not applicable to 1960/64 models

DESCRIPTION AND RESTRICTIONS	PART NUMBER	CARB. PARTS LISTS												
		A	B	C	.D	.E	.F	.G	.H	.J	.K	.L	.M	
LEVER AND SHAFT ASSY. - THROTTLE - service pkg. includes (2) 378360-S2 screws	C3DZ 9581-E	1	1	1										
VALVE - FLOAT BOWL VENT	C3AZ 9D583-C	1	1	1	1	1	1	1	1	1	1	1	1	
Clip (valve to float bowl vent actuating lever)	375882-S7-8(GG229)	1	1	1										
PLATE - THROTTLE - 1.437" diameter	C3AZ 9585-A	1	1	1	1	1	1	1	1	1	1	1	1	
Screw (plate to shaft)-No. 6-32 x .31" pan head	378360-S2(UU81J)		2	2	2	2	2	2	2	2	2	2	2	
LEVER - FLOAT BOWL VENT ACTUATING	C3AZ 9D585-C	1	1	1	1	1	1	1	1	1	1	1	1	
SCREW - CHOKE AND THROTTLE PLATE	C3AZ 9586-A	4												
GASKET - ECONOMIZER BODY - SPARK VALVE	C2AZ 9A588-B	1	1	1	1	1	1	1	1	1				
LINK - DASHPOT	C3AZ 9D593-B	1	1	1		1		1			1	1	1	
Screw (dashpot link adjusting)-No. 8-32 x 3/4" fillister head	354746-S100(BB26)	1	1	1		1		1			1	1	1	
BRACKET ASSY. - CHOKE CONTROL	C3AZ 9595-A	1	1	1										
CAM ASSY. - FAST IDLE	C3DZ 9597-A	1	1	1										
Ring (cam to fast idle cam hub)-1/4" retaining	374024-S8B	1	1	1										
ROD - POWER VALVE	C3AZ 9D597-B	1	1	1	1	1	1	1	1	1	1	1	1	
ROD - choke control - yellow finish	C3DZ 9A599-A	1	1	1										
PIN - AIR CLEANER RETAINER	C3AZ 9C631-A	2	2	2	2	2	2	2	2	2	2	2	2	
SPRING - accelerator pump lever return Dashpot diaphragm return	C3AZ 9636-A	1 1	1 1	1 1	1	1	1	1	1	1	1	1	1	
RETAINER - AIR CLEANER TO CARBURETOR	C3AZ 9B672-A	1	1	1	1	1	1	1	1	1	1	1	1	
PIN - ACCELERATOR PUMP OVERTRAVEL SPRING	C3AZ 9C711-A	1	1	1	1	1	1	1	1	1	1	1	1	
CLAMP - CHOKE CABLE	C3AZ 9792-A	1	1	1										
Screw (choke control bracket clamp)-No. 8-32 x 1/2" fillister head	31061-S8(U50)	1	1	1										
Nut-No. 8-32 square	34126-S8B(M146)	1	1	1										
LEVER-ACCELERATOR PUMP OVERTRAVEL	C3AZ 9919-C	1	1	1	1	1	1	1	1	1	1	1	1	
Ring (lever to shaft)-1/8" retaining	377918-S8B(XX14F)	1	1	1	1	1	1	1	1	1	1	1	1	
Washer (lever to shaft)-No. 5 flat	44706-S(X7)	1	1	1	1	1	1	1	1	1	1	1	1	
TUBE - VACUUM TRANSFER - .395" long	C3AZ 9996-A	1	1	1	1	1		1		1				
.530" long	C3DZ 9996-A						1		1					

* Not applicable to 1960/64 models

DESCRIPTION AND RESTRICTIONS	PART NUMBER	CARB. PARTS LISTS										6 A THRU		6 M	
		A	B	C	D	E	F	G	H	J	K	L	M		
GASKET SET	C3AZ 9502-J	1	1	1	1	1	1	1	1	1	1	1	1	1	1
KIT - TUNE UP	C3AZ 9A586-F	1	1	1	1	1	1	1	1	1	1	1	1	1	1
REPAIR KIT	C3AZ 9590-L	1	1	1	1	1	1	1	1	1	1	1	1	1	1
Connector (dist. vacuum tube to carb.)- 1/8" pipe thread	358165-S(II-65)	1	1	1	1	1	1	1	1	1	1	1	1	1	1
Ball (accel. pump inlet)-3/16" steel Dashpot inlet	371350-S(AA4)	1	1	1	1	1	1	1	1	1	1	1	1	1	1
Seal (dist. vacuum tube)-.051"/.060" I. D. - "O" ring	*375909-S92	1	1			1	1	1	1				1	1	
Plug (power valve cyl.)-1/2" expansion	376669-S	1	1	1	1	1	1	1	1	1	1	1	1	1	1
SPRING - POWER VALVE ADJUSTING	C3AZ 9E505-A	1	1			1	1	1	1					1	1
Washer (power valve adj. spring)-No. 6"C"(nylon)	375910-S(XX340-S)	AR	AR			AR	AR	AR	AR					AR	AR
WEIGHT - PUMP DISCHARGE BALL - .202" O. D. -.56" long	C3AZ 9B511-A	1	1	1	1	1	1	1	1	1	1	1	1	1	1
Ball (accel. pump discharge valve)-3/16" steel	371350-S(AA4)	1	1	1	1	1	1	1	1	1	1	1	1	1	1
COVER ASSY. - DASHPOT - includes link	C3AZ 9E511-A		1		1		1		1				1		1
Screw (dashpot cover to main body)-No. 8-32 x 9/16" fillister head	357136-S(BB56)		4		4										
Washer (dashpot cover to main body)- No. 8-spring lock	34802-S7(X59)		4		4										
Screw and lockwasher (dashpot cover to main body)-No. 8-32 x 5/8" fillister head	43255-S8(U74)						4		4				4		4
INSERT - VENTURI - No. 1200 No. 1100	C3AZ 9E514-A C3OZ 9E514-A	1	1			1	1	1	1			1	1	1	1
ADAPTER ASSY. - FUEL INLET	C3AZ 9A520-A	1	1	1	1	1	1	1	1	1	1	1	1	1	1
BODY ASSY. - MAIN UPPER	9524														
Includes power valve Tag code C3AF-BN	*C3AZ 9524-H	1				1			1						
Includes power valve - "Before 9/24/62"	*C3AZ 9524-B			1	1										
Includes power valve Tag code C3AF-BR	*C3AZ 9524-G		1				1								
"From 9/24/62"	*C3AZ 9524-J									1			1		
Tag code C3AF-BL	*C3AZ 9524-M			1	1									1	
Tag code C3AF-BM	*C3AZ 9524-N								1						
	*C3AZ 9524-R									1					
	*C4AZ 9524-A													1	1
Screw and lockwasher (upper main body to main body)-No. 8-32 x 5/8" fillister head	43255-S8(U74)	8	8	8	8	8	8	8	8	8	8	8	8	8	8
ROD - DASHPOT LINK TO OVERTRAVEL LEVER	C3AZ 9A527-B		1		1		1		1				1		1
Clip (rod to dashpot link)	375882-S7-8(GG229)		1		1		1		1				1		1

DESCRIPTION AND RESTRICTIONS	PART NUMBER	CARB. PARTS LISTS 6 A THRU 6 M												
		A	B	C	D	E	F	G	H	J	K	L	M	
COVER ASSY. - ACCELERATOR PUMP - includes link and lever	C3AZ 9528-C	1	1	1	1	1	1	1	1	1	1	1	1	1
Screw & lockwasher (accel. pump cover to main body)-No. 8-32 x 5/8" fillister head	357136-S(BB56)	4	4	4	4									
Washer (accel. pump cover to main body)-No. 8-spring lock	34802-S7(X59)	4	4	4	4									
Screw and lockwasher assy. (accel. pump cover to main body)-No. 8-32 x 5/8" fill. head	43255-S8(U74)					4	4	4	4	4	4	4	4	4
LINK - ACCELERATOR PUMP	C3AZ 9529-B	1	1	1	1	1	1	1	1	1	1	1	1	1
JET - MAIN METERING	9533													
No. 66F - 0 to 5,000 ft. altitude	C3TZ 9533-E							1						
No. 64F - 5,000 to 10,000 ft. altitude	C3AZ 9533-C							1						
No. 62F - 10,000 to 15,000 ft. altitude	C3AZ 9533-A							1						
No. 61F - 0 to 5,000 ft. altitude	C3TZ 9533-C									1				
No. 59F - 5,000 to 10,000 ft. altitude	C3OZ 9533-B									1				
No. 57F - 10,000 to 15,000 ft. altitude	C3OZ 9533-A									1				
No. 62F - 0 to 5,000 ft. altitude	C3AZ 9533-A											1		
No. 61F - 5,000 to 10,000 ft. altitude	C3TZ 9533-C											1		
No. 59F - 10,000 to 15,000 ft. altitude	C3OZ 9533-B											1		
No. 59F - 0 to 5,000 ft. altitude	C3OZ 9533-B												1	1
No. 57F - 5,000 to 10,000 ft. altitude	C3OZ 9533-A												1	1
No. 55F - 10,000 to 15,000 ft. altitude	C3UZ 9533-B												1	1
Tag code C3AF-BR														
No. 65F - 0 to 5,000 ft. altitude	C3TZ 9533-A									1				
No. 63F - 5,000 to 10,000 ft. altitude	C3AZ 9533-B									1				
No. 61F - 10,000 to 15,000 ft. altitude	C3TZ 9533-C									1				
Tag code C3AF-BM														
No. 64F - 0 to 5,000 ft. altitude	C3AZ 9533-C									1				
No. 62F - 5,000 to 10,000 ft. altitude	C3AZ 9533-A									1				
No. 60F - 10,000 to 15,000 ft. altitude	C3GY 9533-B									1				
No. 63F - 0 to 5,000 ft. altitude	C3AZ 9533-B	1												
No. 61F - 5,000 to 10,000 ft. altitude	C3TZ 9533-C	1												
No. 59F - 10,000 to 15,000 ft. altitude	C3OZ 9533-B	1												
REGULAR														
No. 63F - 0 to 5,000 ft. altitude	C3AZ 9533-B		1											
No. 61F - 5,000 to 10,000 ft. altitude	C3TZ 9533-C		1	1	1									
No. 59F - 10,000 to 15,000 ft. altitude	C3OZ 9533-B		1	1	1									
No. 62F - 0 to 5,000 ft. altitude	C3AZ 9533-A			1	1									
No. 66F - 0 to 5,000 ft. altitude	C3TZ 9533-E						1							
No. 64F - 5,000 to 10,000 ft. altitude	C3AZ 9533-C						1							
No. 62F - 10,000 to 15,000 ft. altitude	C3AZ 9533-A						1							
No. 65F - 0 to 5,000 ft. altitude	C3TZ 9533-A							1						
No. 63F - 5,000 to 10,000 ft. altitude	C3AZ 9533-B							1						
No. 61F - 10,000 to 15,000 ft. altitude	C3TZ 9533-C							1						
LEAN														
No. 62F - 0 to 5,000 ft. altitude	C3AZ 9533-A		1											
No. 61F - 0 to 5,000 ft. altitude	C3TZ 9533-C			1	1									
No. 60F - 5,000 to 10,000 ft. altitude	C3GY 9533-B		1	1	1									
No. 58F - 10,000 to 15,000 ft. altitude	C3GY 9533-A		1	1	1									
No. 65F - 0 to 5,000 ft. altitude	C3TZ 9533-A						1							
No. 63F - 5,000 to 10,000 ft. altitude	C3AZ 9533-B						1							
No. 61F - 10,000 to 15,000 ft. altitude	C3TZ 9533-C						1							
No. 64F - 0 to 5,000 ft. altitude	C3AZ 9533-C							1						
No. 62F - 5,000 to 10,000 ft. altitude	C3AZ 9533-A							1						
No. 60F - 10,000 to 15,000 ft. altitude	C3GY 9533-B							1						

DESCRIPTION AND RESTRICTIONS	PART NUMBER	CARB. PARTS LISTS												
		A	B	C	D	E	F	G	H	J	K	L	M	
JET - MAIN METERING - continued	9533													
RICH														
No. 64F - 0 to 5,000 ft. altitude	C3AZ 9533-C		1											
No. 63F - 0 to 5,000 ft. altitude	C3AZ 9533-B			1	1									
No. 62F - 5,000 to 10,000 ft. altitude	C3AZ 9533-A		1	1	1									
No. 60F - 10,000 to 15,000 ft. altitude	C3GY 9533-B		1	1	1									
No. 67F - 0 to 5,000 ft. altitude	C3TZ 9533-D						1							
No. 65F - 5,000 to 10,000 ft. altitude	C3TZ 9533-A						1							
No. 63F - 10,000 to 15,000 ft. altitude	C3AZ 9533-B						1							
No. 66F - 0 to 5,000 ft. altitude	C3TZ 9533-E								1					
No. 64F - 5,000 to 10,000 ft. altitude	C3AZ 9533-C								1					
No. 62F - 10,000 to 15,000 ft. altitude	C3AZ 9533-A								1					
SPRING - ACCELERATOR PUMP OVERTRAVEL	C3AZ 9A538-A	1	1	1	1	1	1	1	1	1	1	1	1	1
SCREW - IDLE ADJUSTING	C3AZ 9541-B	1	1	1	1	1	1							
Needle (idle adjusting)	C3AZ 9541-C								1	1	1	1	1	1
ROD - ACCELERATOR PUMP LINK	C3AZ 9B542-B	1	1	1	1	1	1	1	1	1	1	1	1	1
Retainer (rod to accel. pump overtravel lever)-spring	353610-S8(NN126)	1	1	1	1	1	1	1	1	1	1	1	1	1
Clip (rod to accel. pump link)	375882-S7-8(GG229)	1	1	1	1	1	1	1	1	1	1	1	1	1
PLATE - CHOKE	C3AZ 9545-A	1	1	1	1	1	1	1	1	1	1	1	1	1
Screw (plate to shaft)-No. 6-32 x .31" pan head	378360-S2(UU81J)								2	2	1	2	2	2
SHAFT AND LEVER ASSY. - CARBURETOR CHOKE - stamped"11" - includes (2) 378360-S2 screws	C3AZ 9546-C	1	1	1	1	1	1	1	1	1	1			
Stamped "D"-includes (2) 378360-S2 screws	C3OZ 9546-B												1	1
FLOAT AND LEVER ASSY.	C3AZ 9550-A	1	1	1	1	1	1	1	1	1	1	1	1	1
SHAFT - FLOAT LEVER	C3AZ 9558-B	1	1	1	1	1	1	1	1	1	1	1	1	1
HUB - FAST IDLE CAM	C3AZ 9D558-A	1	1	1	1	1	1	1	1	1	1	1	1	1
DIAPHRAGM ASSY. - Accelerator pump Dashpot	C3AZ 9B559-A	1	1	1	1	1	1	1	1	1	1	1	1	1
				1				1		1		1		1
SPRING - choke plate	C3AZ 9560-A	1	1	1	1	1	1	1	1	1	1	1	1	1
Float bowl vent return	C3AZ 9560-B	1	1	1	1	1	1	1	1	1	1	1	1	1
GASKET - FLOAT BOWL	C3AZ 9561-C	1	1	1	1	1	1	1	1	1	1	1	1	1
VALVE AND SEAT ASSY. - FUEL INLET - service pkg. includes C3AZ 9569-B gasket	C3AZ 9564-B	1	1	1	1	1	1	1	1	1	1	1	1	1
NUT - CHOKE PLATE ADJUSTING	C3AZ 9D564-A	1	1	1	1	1	1	1	1	1	1	1	1	1
PISTON - POWER VALVE	C3AZ 9A585-C	1	1				1	1	1	1			1	1
GASKET - FUEL INLET NEEDLE SEAT - .3125" O. D. - .17" I. D.	C3AZ 9569-B	1	1	1	1	1	1	1	1	1	1	1	1	1
VALVE ASSY. - DIST. VACCUM - SPARK	C3AZ 9B572-B	1	1	1	1	1	1	1	1	1	1	1	1	1
SPRING - IDLE ADJUSTING NEEDLE - .25" I. D. - .64" long-8 coils	C3AZ 9578-A	1	1	1	1	1	1							
	★40 9578								1	1	1	1	1	1
Power valve ball check	C3AZ 9578-B	1	1				1	1	1	1			1	1

DESCRIPTION AND RESTRICTIONS	PART NUMBER	CARB. PARTS LISTS												
		7 A THRU							7 M					
		A	B	C	D	E	F	G	H	J	K	L	M	
GASKET SET	B8A 9502-C	1		1	1	1			1	1	1			
	C0AZ 9502-C		1				1	1						
	B8AZ 9502-B											1	1	
KIT - TUNE-UP	C2AZ 9A586-C	1		1	1	1			1	1	1	1		
REPAIR KIT	C1AZ 9590-A	1												
	C2AZ 9590-B		1				1	1						
	C2AZ 9590-D			1		1					1	1		
	C1AZ 9590-J				1									
	C2AZ 9590-E								1	1				
	B2AZ 9590-D												1	
Connector (carb. to tube assy.)-5/16" flared tube	354582-S(II-73)	1	1	1	1	1	1	1	1	1	1	1	1	
Plug (pump valve retainer)-1/4"-32" Pump inlet ball retainer Pump discharge valve retainer For dist. passage when tube 12226 is not used	374166-S(PP23A)	2		2					1	1	1	1	1	
			2					2						
Stud (carb. to intake and exhaust manifold)-3/8"-16-24 x 1.30"	359524-S(WW28)	2		2	2	2	2		2	2	2	2	2	
Nut-3/8"-24	33925-S7(M33)	2		2	2	2	2		2	2	2	2	2	
Lockwasher-3/8"	34807-S8(X66)	2		2	2	2	2		2	2	2	2	2	
SCREW - DASHPOT AND THROTTLE LEVER ADJUSTING - No. 10-32 x .69"	B1AZ 9B502-A		1	1		1	1	1			1	1	1	
Dashpot operating lever-No. 8-32 x .59" slotted binding head	B2AZ 9B502-A		1	1		1	1	1			1	1	1	
Lockwasher-No. 10	34803-S7(X60)		1	1		1	1	1			1	1	1	
Nut-No. 10-32	34079-S7(M163)		1	1		1	1	1			1	1	1	
BOWL AND PLUGS - FLOAT - METAL	C0AZ 9A507-A	1	1	1	1	1	1	1	1	1	1	1	1	
Screw (bowl to main body)-No. 10-32 x 1" fillister head	31676-S(U57)	4	4	4	4	4	4	4	4	4	4	4	4	
Lockwasher-No. 10	34803-S7(X60)	4	4	4	4	4	4	4	4	4	4	4	4	
WEIGHT - PUMP DISCHARGE BALL	B9AE 9B511-A	1	1	1		1	1	1					1	
BODY - MAIN	*B8A 9512-L	1			1									
	*B9AE 9512-G		1				1	1					1	
	*C0AE 9512-J			1		1					1			
	*C2AZ 9512-C								1					
	*C2AZ 9512-D									1				
	*C2AZ 9512-E												1	
GASKET - THROTTLE BODY TO MAINBODY	B8A 9516-C	1	1		1	1	1	1	1	1	1	1	1	
KIT - THROTTLE BODY ASSY.	B9TZ 9518-D	1		1	1	1					1	1		
	B2AZ 9518-A		1				1	1						
	C2AZ 9518-D								1	1				
Screw (throttle body to main body)-1/4"-28 x 1 3/16" fillister head	350276-S7(BB19)		2		2	2	2	2	2	2	2	2	2	
Lockwasher-1/4"	34805-S8(X62)		2		2	2	2	2	2	2	2	2	2	
LINK - ACCELERATOR PUMP - serviced in 9590 kit only	*C0AE 9529-C	1		1	1	1			1	1	1	1		
Serviced in 9590 kit only	*C0AE 9529-B		1				1	1					1	
Retainer (accelerator pump link)-.44" long	353610-S8(NN126)	2	2					2	1	1	1	1	1	

DESCRIPTION AND RESTRICTIONS	PART NUMBER	CARB. PARTS LISTS												
		A	B	C	D	E	F	G	H	J	K	L	M	
GASKET SET	C2OZ 9502-C	1	1	1	1	1	1	1	1	1	1	1	1	
KIT - TUNE-UP	C0AZ 9A586-E	1	1	1		1	1	1	1	1	1	1	1	
REPAIR KIT Tag codes C3AF-BD, C4OF-BR, BS	B9AZ 9590-E	1			1				1	1		1	1	
Use with tag code C3AF-BE	C3AZ 9590-C		1	1		1	1	1					1	
Tag codes C4DF-AB, AC	C4DZ 9590-A				1						1		1	
Connector (distributor vacuum tube to carb.)- 1/8" pipe thread	358165-S(II-65)	1	1	1	1	1	1	1	1			1		
Stud (carb. to intake manifold)-5/16"-18- 24 x 2 1/2"	88471-S(W9C)	4	4	4	4	4	4	4	4	4	4	4	4	
Plug(to plug drill passages in main body)-5/16"	359409-S(PP59)							2	1	1	2	1	2	
Plug (to plug hole from bowl to accelerator pump)-1/8" cup	359353-S(PP58)							1	2	2	1	2	2	
Ball (accel. pump inlet passage)-3/16" steel	371350-S(AA4)							1	1	1				
GASKET - FUEL INLET	C2AZ 9229-A		1	1	1	1	1	1	1					
SEAL - FAST IDLE ROD-1/8" I.D. x 1/2" O.D. - felt-use with C4AZ 9C771-A washer .90" long-.44" wide-.05" thick- .133" diam. hole	B7AZ 9B501-A	1	1	1	1	1	1	1	1	1	1	1	1	
	C7AZ 9B501-A	1	1	1	1	1	1	1	1	1	1	1	1	
WEIGHT - PUMP DISCHARGE BALL - .109" O. D. -.88" long	C2OZ 9B511-A	1	1	1	1	1	1	1	1	1	1	1	1	
BODY - MAIN	C2OZ 9512-E				1		1							
Plug (to plug drill passages in main body)-5/16"	359409-S(PP59)	2	2	2	2	2								
Plug (to plug hole from bowl to accelerator pump)-1/8" cup	359353-S(PP58)	1	1	1	1	1								
Ball (accel. pump inlet passage)-3/16" steel	371350-S(AA4)	1	1	1	1	1								
ADAPTOR - FUEL INLET	C0AE 9A520-A	1	1	1	1	1	1	1	1					
SUPPORT - BOOSTER VENTURI	9A523													
Identified by letters "CA"- Use with tag codes C3OF-F, C3DF-F Use with tag code C3AF-BE Use with tag codes C4DF-E, F, C4OF-B Use with tag code C4OF-B Use with tag codes C4OF-L, AE Use with tag code C4ZF-E Use with tag code C4OF-AM Use with tag codes C4ZF-N, C4DF-AB, AC, C4OF-BR	C3AZ 9A523-F		1	1		1		1		1		1		
Identified by letter "L"- Use with tag codes C2OF-AA, AB	C2OZ 9A523-B	1												
Identified by letters "LA"- Use with tag codes C2OF-AC, AD	*C2OZ 9A523-C	1												
Ident. by letters "CD"- Use with tag codes C3OF-E, C3DF-E Use with tag code C3AF-BD Use with tag code C4OF-A Use with tag codes C4OF-K, AK Use with tag code C4ZF-F Use with tag code C4OF-AS Use with tag codes C4ZF-R, C4OF-BS	C4OZ 9A523-A		1		1			1			1		1	
Ball(accel. pump discharge valve)-3/16" steel	371350-S(AA4)	1	1	1	1	1	1	1	1	1	1	1	1	

* Not applicable to 1960/64 models

DESCRIPTION AND RESTRICTIONS	PART NUMBER	CARB. PARTS LISTS													
		A	B	C	D	E	F	G	H	10 A THRU	10 M	J	K	L	M
HORN - AIR - LESS SHAFT	C3OZ 9524-J	1	1	1	1	1	1	1	1	1	1	1	1	1	1
Service pkg. includes (1) C2OZ 9561-B gasket Screw and washer (horn and plugs to main body)-No. 10-32 x 5/8"	43256-S8	4	4	4	4	4	4	4	4	4	4	4	4	4	4
COVER - ACCELERATOR PUMP															
Less link	B8A 9528-A	1	1	1	1	1	1	1	1						
	C4AZ 9528-B											1	1	1	1
Screw (cover to carburetor)-No. 8-32 x 9/16"	379436-S8B(UU43F)											4	4	4	4
Screw and washer (cover to carb.)- No. 8-32 x 5/8"	43255-S8(U74)	4	4	4	4	4	4	4	4	4					
LINK - ACCELERATOR PUMP															
	C0AE 9529-A	1	1	1	1	1	1								
	C3AZ 9529-C									1	1				
	C4AZ 9529-B											1	1	1	1
Pin (accelerator pump link to cover)- 1/8" x 7/16" diameter roll	★67516-S8											1			1
Pin (accelerator pump link to cover)- .187" x .50" diameter roll	353847-S8(NN109-A)	1	1	1	1	1	1	1	1	1					
ROD - FAST IDLE CAM -use with C2OZ 9850-A	C1AE 9D530-A	1	1	1											
	C3AZ 9D530-A				1	1									
Use with C2AZ 9850-D		1	1	1											
	C4AZ 9D530-A							1	1	1	1	1	1	1	1
Retainer (fast idle cam rod)-"C" washer	351825-S(XX9)	2	2	2	2	2	2	2	2	2	2	2	2	2	2
JET - MAIN METERING	9533														
Tag codes C2OF-AA, AD															
No. 47 - 0 to 5,000 ft. altitude	C1AZ 9533-G	2													
No. 45 - 5,000 to 10,000 ft. altitude	C1AZ 9533-K	2													
No. 43 - 10,000 to 15,000 ft. altitude	C1AZ 9533-J	2													
Tag codes C2OF-AB, C3DF-G, L, C3OF-BD, E, C3DE-E															
No. 46 - 0 to 5,000 ft. altitude	C1AZ 9533-B	2	2	2	2	2									
No. 44 - 5,000 to 10,000 ft. altitude	C1AZ 9533-F	2	2	2	2	2									
No. 42 - 10,000 to 15,000 ft. altitude	C2OZ 9533-C	2	2	2	2	2									
Tag code C2OF-AC															
No. 48 - 0 to 5,000 ft. altitude	C1AZ 9533-A	2													
No. 46 - 5,000 to 10,000 ft. altitude	C1AZ 9533-B	2													
No. 44 - 10,000 to 15,000 ft. altitude	C1AZ 9533-F	2													
Tag codes C3DF-H, M, C3OF-BE, F, C3DF-F															
No. 45 - 0 to 5,000 ft. altitude	C1AZ 9533-K		2	2	2	2									
No. 43 - 5,000 to 10,000 ft. altitude	C1AZ 9533-J		2	2	2	2									
No. 41 - 10,000 to 15,000 ft. altitude	C2OZ 9533-B		2	2	2	2									
Tag codes C4DF-F, J, N, S, AC, C4ZF-F, R															
No. 43F - 0 to 5,000 ft. altitude	C3AZ 9533-F							2	2		2	2		2	
No. 41F - 5,000 to 10,000 ft. altitude	C3AZ 9533-E							2	2		2	2		2	
No. 39F - 10,000 to 15,000 ft. altitude	C3AZ 9533-H							2	2		2	2		2	
Tag codes C4DF-E, C4OF-A															
No. 44F - 0 to 5,000 ft. altitude	C3OZ 9533-G							2							
No. 42F - 5,000 to 10,000 ft. altitude	C3OZ 9533-F							2							
No. 40F - 10,000 to 15,000 ft. altitude	C3OZ 9533-E							2							
Tag codes C4DF-AB, K, R, T, C4OF-B, BR, BS, C4ZF-E, N															
No. 42F - 0 to 5,000 ft. altitude	C3OZ 9533-F							2	2		2	2		2	
No. 40F - 5,000 to 10,000 ft. altitude	C3OZ 9533-E							2	2		2	2		2	
No. 38F - 10,000 to 15,000 ft. altitude	C3OZ 9533-D							2	2		2	2		2	
No. 41F - 0 to 5,000 ft. altitude	C3AZ 9533-E										2				
No. 39F - 5,000 to 10,000 ft. altitude	C3AZ 9533-H										2				
No. 37F - 10,000 to 15,000 ft. altitude	C4GY 9533-A														2
No. 42F - 0 to 5,000 ft. altitude	C3OZ 9533-F														2
No. 40F - 5,000 to 10,000 ft. altitude	C3OZ 9533-E														2
No. 38F - 10,000 to 15,000 ft. altitude	C3OZ 9533-D														2

• Not applicable to 1960/64 models

DESCRIPTION AND RESTRICTIONS	PART NUMBER	CARBURETOR PARTS LISTS								10A THRU 10M				
		A	B	C	D	E	F	G	H	J	K	L	M	
LEVER - CHOKE BELLCRANK ADJUSTING	B8AZ 9A535-A	1	1	1										
Screw and lockwasher (bellcrank choke adjusting lever to shaft)-No. 8-32 x 3/4" fillister head	43395-S8(U75)		1	1										
Nut-No. 8-32	34126-S8B(M146)		1	1										
Washer - No. 8 flat	44710-S8(X10)	1												
Screw (bellcrank choke adjusting lever to shaft)-No. 8-32 x 5/8" fillister head	*31077-S8	1												
Nut - No. 8-32 hex.	34052-S7(M155)	1												
LEVER - CHOKE CONTROL	C3AZ 9A535-A				1	1								
GASKET - BOOSTER VENTURI SUPPORT	B8AZ 9A536-A	1	1	1	1	1	1	1	1	1	1	1	1	1
LEVER - FAST IDLE ADJUSTING	B9A 9538-A	1	1	1	1	1								
	C4AZ 9538-A						1	1	1	1	1	1	1	1
Nut (lever to throttle shaft)-No. 10-32 hex.	34079-S7(M163)	1	1	1	1	1	1	1	1	1	1	1	1	1
Lockwasher No. 10	34903-S8(X96)	1	1	1	1	1	1	1	1	1	1	1	1	1
SPRING - ACCELERATOR PUMP OVERTRAVEL	B8AZ 9A538-A	1	1	1		1	1	1	1	1	1	1	1	1
SCREW - FAST IDLE ADJUSTING - No. 10-32 x 1.12"	C4AZ 9B538-A	1	1	1	1	1	1	1	1	1	1	1	1	1
NEEDLE - IDLE ADJUSTING - Use with tag codes C2OF-AC, AD	C1AE 9541-B	2												
Use with tag codes C2OF-AA, AB	C8AZ 9541-C	2												
			2	2	2	2	2	2	2	2	2	2	2	2
LEVER - CHOKE CONTROL	C2AZ 9D541-A	1	1	1										
Screw (choke plate adjusting swivel to choke control rod)-No. 6-32 x 1/8" hex. socket hd. set	354293-S8(UU27)	1	1	1										
ROD - ACCELERATOR PUMP LINK TO THROTTLE LEVER - service package includes (5) pieces 375894-S7 clip	C0AZ 9B542-A	1	1	1	1	1	1	1	1					
	C4AZ 9B542-A									1	1	1	1	1
Clip (accelerator pump link to throttle lever rod to overtravel pump lever)	375894-S7-8 (GG215)	1	1	1	1	1	1	1	1	1	1	1	1	1
PLATE - CHOKE	C2AZ 9545-A	1	1	1	1	1	1	1	1	1	1	1	1	1
Screw (choke plate)-No. 6-32 x .31" panhead - use with steel shaft	378360-S2(UU81J)	2	2	2	2	2	2	2	2	2	2	2	2	2
SHAFT AND LEVER - CHOKE -brass shaft	*C2AZ 9546-C	1	1	1	1	1								
Steel shaft	C2AZ 9546-D	1	1	1	1	1								
Steel shaft	C4MY 9546-A						1	1	1	1	1	1	1	1
DASHPOT	C1AZ 9B549-A	1	1	1	1	1	1	1	1	1	1	1	1	1
Nut-5/16"-24	33923-S7(M32)	1	1	1	1	1	1	1	1	1	1	1	1	1
Lockwasher -5/16"	34806-S7(X64)	2	2	2	2	2	2	2	2	2	2	2	2	2
FLOAT	C6AZ 9590-C			1	1	1	1	1	1	1		1		
Tag code C4DF-S												1		
Tag codes C4ZF-N, R, C4DF-AC, C4OF-BR, BS														1
Tag code C4DF-T	C1AZ 9550-A	1	1											
Tag code C4DF-AB												1		
BRACKET - DASHPOT MOUNTING	B8AZ 9B550-B	1	1	1	1	1	1	1	1	1	1	1	1	1
Screw and washer (dashpot mounting bracket to carb.)-No. 10-32 x 1/2"	43252-S8(U77)	1	1	1	1	1	1	1	1	1	1	1	1	1
PLATE - AIR DISTRIBUTION	C3MY 9F553-A			1		1		1				1		1
Tag codes C4DF-E, F							1							
PIN - FLOAT HINGE	B8A 9558-A	1	1	1	1	1	1	1	1	1	1	1	1	1
DIAPHRAGM - ACCELERATOR PUMP	C2AZ 9B559-A	1	1	1	1	1	1	1	1					
	C4AZ 9B559-A											1	1	1
GASKET - FLOAT BOWL	C2OZ 9561-A	1	1	1	1	1	1				1		1	1
	C2OZ 9561-B							1	1			1	1	1

* Not applicable to 1960/64 models

DESCRIPTION AND RESTRICTIONS	PART NUMBER	CARBURETOR PARTS LISTS								10A THRU 10M				
		A	B	C	D	E	F	G	H	J	K	L	M	
GASKET - ECONOMIZER COVER	B7A 9563-A	1	1	1	1	1	1	1	1	1	1	1	1	1
KIT - FUEL INLET VALVE - includes (1) B7A-9569-A gasket and (1) B7AZ-9599-B retainer	C2AZ 9564-D	1	1	1	1	1	1	1	1	1	1	1	1	1
ECONOMIZER	9A565													
Identified by green dye on body 0 to 5,000 ft. altitude	C0AZ 9A565-B	1								1			1	
Tag code C3AF-BD 0 to 15,000 ft. altitude-tag codes C4ZF-N, R 0 to 5,000 ft. altitude-tag codes C4OF-BR, BS Identification color "Black"	C3AZ 9A565-B		1	1		1	1	1				1		1
Tag code C3AF-BE 0 to 15,000 ft. altitude-tag codes C4DF-AB, AC 5,000 to 10,000 ft. altitude 10,000 to 15,000 ft. altitude-tag codes C4OF-BR, BS	C3AZ 9A565-D				1					1			1	1
5,000 to 10,000 ft. altitude-ident. color "Yellow"- tag codes C4OF-BR, BS														1
FILLER - ACCELERATOR PUMP CAVITY	C3OZ 9F565-A		1	1	1	1	1	1	1					
GASKET - FLOAT VALVE SEAT	B7A 9569-A	1	1	1	1	1	1	1	1	1	1	1	1	1
BUSHING - ACCELERATOR PUMP OVERTRAVEL SPRING	C3AZ 9F569-A				1	1	1	1	1	1	1	1	1	1
SPRING - FLOAT DAMPENER	C3AZ 9F570-A			1	1	1	1	1	1	1	1	1	1	1
RETAINER - ACCELERATOR PUMP CHECK VALVE - 1/4"-28 thread	B8A 9575-A	1	1	1	1			1	1	1				
Washer (accelerator pump valve return gasket)-1/4" flat	374818-S(XX97A)	1	1	1	1			1	1	1				
HOUSING ASSY. - CHOKE - service pkg. includes (1) B8A 9853-A gasket-	C6AZ 9A575-A							1	1	1		1	1	1
Tag codes C4ZF-E and F											1			
Service pkg. includes (1) B8A 9853-A gasket Tag code C4ZF-E	C4AZ 9A575-B										1			
Screw and washer assy. (choke housing to main body)-No. 8-32 x 1.76" fillister head	378547-S7-8(BB61B)							3	3	3	3	3	3	3
VALVE - ACCELERATOR PUMP CHECK - plastic	C4AZ 9576-A										1	1	1	1
SCREW - PUMP DISCHARGE NOZZLE	C0AZ 9577-A	1	1	1	1	1	1	1	1	1	1	1	1	1
Washer -1/4" flat (buna coated aluminum)	374370-S(XX94A)	1	1	1	1	1	1	2	1	1	1	1	1	1
LEVER - FAST IDLE CAM	C3AZ 9F577-A				1	1								
Nylon	C4AZ 9F577-B							1	1	1	1	1	1	1
Screw (lever adjusting)-No. 6-32 x 75" hex. hd.	372307-S(BB527)							1	1	1	1	1	1	1
SPRING - FAST IDLE ADJUSTING LEVER - 4 1/2 coils-. 20" I. D. -. 58" long	B8A 9578-B	1	1	1	1	1	1	1	1	1	1	1	1	1
SPRING - IDLE ADJUSTING NEEDLE	*40 9578	2	2	2	2	2	2	2	2	2	2	2	2	2
Screw (normal idle adjusting)-No. 10-32 x 1" special hex. head slotted	355107-S7(BB536)	1	1	1	1	1	1	1	1	1	1	1	1	1
PIN - FAST IDLE ADJUSTING LEVER	B9A 9579-A	1	1	1	1	1	1	1	1	1	1	1	1	1
SHAFT AND LEVER - THROTTLE - Steel shaft - service pkg. includes (2) 378360-S2 screws	B8AZ 9581-D	1	1	1	1	1	1	1	1	1	1	1	1	1
PLATE - THROTTLE	B8A 9585-E			2		2	2	2	2	2	2	2	2	2
Screw (throttle plate)-No. 8-32 x 38" fillister head-(use with steel shaft)	378361-S2(UU43D)	4	4	4	4	4	4	4	4	4	4	4	4	4
PLATE - THROTTLE - PRIMARY	B8A 9585-E	2	2		2									

* Not applicable to 1960/64 models

DESCRIPTION AND RESTRICTIONS	PART NUMBER	CARB. PARTS LISTS 10A THRU 10M												
		A	B	C	D	E	F	G	H	J	K	L	M	
SCREW - THROTTLE PLATE - No. 8-32 x .42" oval head-tubular-(use with brass shaft)	B7A 9586-E	4	4	4	4	4	4							
SCREW - CHOKE PLATE - No. 6-32 oval hd. (use with brass shaft)	B9A 9586-A	2	2	2	2	2								
GASKET - ECONOMIZER	C2AZ 9A588-B	1	1	1	1	1	1	1	1	1	1	1	1	1
SPRING - THERMOSTATIC CHOKE - 9 coils	C2AZ 9A590-B	1	1	1	1	1								
CAM - FAST IDLE	9597													
Use with tag codes C2OF-AA, AC	C1AZ 9597-A	1												
Use with tag code C3OF-E, C3DF-E			1											
Use with tag code C3DF-G				1										
Use with tag code C3AF-BD					1									
Use with tag code C3DF-L						1								
Use with tag codes C2OF-AB, AD	C1AZ 9597-B	1												
Use with tag code C3OF-F, C3DF-F			1											
Use with tag code C3DF-H				1										
Use with tag code C3AF-BE					1									
Use with tag code C3DF-M						1								
Retainer (fast idle cam)-"C" washer	C4GY 9597-A 351825-S(XX9)	1	1	1	1	1	1	1	1	1	1	1	1	1
RETAINER - FLOAT LEVER SHAFT	B7AZ 9599-B	1	1	1	1	1	1	1	1	1	1	1	1	1
ROD - THERMOSTATIC CHOKE LEVER - use with C2OZ 9850-A	C2AZ 9A599-A	1	1	1										
Use with C2AZ 9850-D	C1AZ 9A599-A	1			1	1								
ROD - CHOKE CONTROL	C4AZ 9A599-A							1	1	1	1	1	1	1
Retainer (rod to carburetor)	353610-S8(NN126)	1	1	1	1	1								
Ring (rod retaining)-1/8" retaining	377918-S8B(XX14F)										1			1
SPRING - PUMP LEVER RETURN	B8AZ 9636-A	1	1	1	1	1	1	1	1	1	1	1	1	1
SHAFT AND LEVER - CHOKE HOUSING	C2AZ 9A753-A	1	1	1										
	C3AZ 9A753-A				1	1								
	C4AZ 9A753-B						1	1	1	1	1	1	1	1
Retainer (shaft and lever to choke housing)-"C" washer	353862-S8(XX10)	1	1	1	1	1								
Nut (shaft and lever to housing)-No. 8-36 hex.	355829-S7(MM15)	1	1	1	1	1								
Lockwasher-No. 8	34802-S7(X59)	1	1	1	1	1								
LINER - THERMOSTATIC CHOKE LEVER BUSHING	C2AZ 9A756-A	1	1	1	1	1								
LEVER AND BUSHING - THERMOSTATIC CHOKE	C2AZ 9A757-A	1	1	1										
	C3AZ 9A757-A				1	1								
WASHER - CHOKE ROD SEAL - .66" long-.50" wide-.015" thick-.18"diam. hole (brass)-use with B7AZ 9B501-A seal	C4AZ 9C771-A	2	2	2	2	2	2	2	2	2	2	2	2	2
SPACER - THERMOSTATIC CHOKE SHAFT	B7AZ 9812-A		1	1	1	1								
PISTON ASSY. - CHOKE	C6AZ 9840-B							1	1	1	1	1	1	1
CLAMP - THERMOSTATIC CHOKE HOUSING	B6A 9842-A	1	1	1	1	1								
	C4AZ 9842-A							1	1	1	1	1	1	1
Screw (clamp housing)-No. 8-32 x 1/2"	31061-S8(U50)	3	3	3							3			3
Lockwasher-No. 8	34802-S7(X59)	3	3	3							3			3

* Not applicable to 1960/64 models

DESCRIPTION AND RESTRICTIONS	PART NUMBER	CARB. PARTS LISTS														
		A	B	C	D	E	F	G	H	J	K	L	M			
HOUSING - CHOKE THERMOSTAT - identified by letters "TK"-service pkg. includes (1) C1AE 9871-A gasket Tag code C4ZF-F Tag codes C4ZF-R, C4DF-AC, C4OF-BS Ident. by letters "TN"-service pkg. includes (1) C1AE 9871-A gasket Tag codes C4DF-E, C4OF-A Tag codes C4DF-J, N Tag codes C4OF-K, AK Tag code C4DF-S Tag code C4OF-AS	C0AE 9848-B C4AZ 9848-A	1	1	1	1	1							1			1
Identified by letters "TO" -service pkg. includes (1) C1AE 9871-A gasket Tag codes C4DF-F, C4OF-B Tag codes C4DF-K, R Tag codes C4OF-L, AE Tag code C4ZF-E Tag code C4DF-T Tag code C4OF-AM Tag codes C4ZF-N, C4DF-AB, C4OF-BR	C4AZ 9848-B						1			1			1			1
HOUSING AND PLUGS - CHOKE	C2AZ 9849-C C3AZ 9849-A C4AZ 9849-A	1	1	1	1											
Washer-No. 8-flat	359113-S(XX46)	3						1	1	1	1	1	1	1	1	1
Screw(choke control housing to body)-No. 8-32 x 1 5/8" fillister head	*31165-S8	3	3	3	3	3										
Lockwasher-No. 8	34802-S7(X59)	3	3	3	3	3										
KIT - THERMOSTATIC CHOKE INSTALLATION With this kit the following parts must be used 1-C3AZ 9D530-A Rod 1-C1AZ 9A599-A Rod 1-375894-S7-8 Clip	C2AZ 9850-D	1	1	1	1	1										
Screw(choke plate pulldown adjusting)-No. 10-32 x .62" set	378273-S7-8(UU26J)				1	1										
GASKET - THERMOSTATIC CHOKE HOUSING	B8A 9853-A	1	1	1	1	1	1	1	1	1	1	1	1	1	1	1
SHIELD -CHOKE THERMOSTAT	B8A 9861-A C4AZ 9861-A	1	1		1	1			1	1	1	1	1	1	1	1
Screw and washer (shield to housing) No. 8-32 x 3/8" fillister head	43248-S8(U72)	1	1		1	1	2	2	2	2	2	2	2	2	2	2
GASKET - THERMOSTATIC CHOKE HOUSING	C1AZ 9871-A	1	1	1	1	1	1	1	1	1	1	1	1	1	1	1
SCREW - THERMOSTATIC CHOKE HOUSING COVER-1.15" long-No. 8-32 male and female threads	C3AZ 9B874-A				3	3										
LEVER - ACCELERATOR PUMP OVERTRAVEL - service pkg. includes (1) C3AZ 9F569-A bushing Retainer (pump overtravel lever to throttle shaft)"C" washer Ring (lever to shaft)-1/8" retaining	B8AZ 9919-A 374035-S(XX13C) 377918-S8B(XX14J)	1	1	1	1	1	1	1	1	1	1	1	1	1	1	1
COVER - ECONOMIZER VALVE Screw (economizer valve cover to main body)-No. 8-32 x 1/2" fillister head Lockwasher-No. 8	B7A 9930-A 31061-S8(U50) 34802-S7(X59)	1	1	1	1	1	1	1	1	1	1	1	1	1	1	1
		4	4	4	4	4	4	4	4	4	4	4	4	4	4	4
		4	4	4	4	4	4	4	4	4	4	4	4	4	4	4

* Not applicable to 1960/64 models

DESCRIPTION AND RESTRICTIONS	PART NUMBER	CARB. PARTS LISTS												
		A	B	C	D	E	F	G	H	J	K	L	11AD	
GASKET SET	B7AZ 9502-E	1	1	1	1	1	1	1	1	1	1	1	1	
KIT - TUNE UP	C0AZ 9A586-E	1	1	1	1	1	1	1	1	1	1	1	1	
REPAIR KIT	B9AZ 9590-E	1	1	1	1	1	1	1	1	1	1	1	1	
Connector (distributor vacuum tube to carb.)- 1/8" pipe thread	358165-S(II-65)	1	1	1	1									
Stud (carb. to intake manifold)- 5/16"-18-24 x 2 1/2"	88471-S(W9C)	4	4	4	4	4	4	4	4	4	4	4		
Screw (to adjust transmission kickdown)- No. 10-32 x 1.00" hex. head	379622-S8(UU52M)									1	1	1	1	
Plug (to plug drill passages in main body)-5/16"	359409-S(PP59)	2	2	2	2	2								
Plug (to plug hole from bowl to accelerator pump)-1/8" cup	359353-S(PP58)	1	1	1	1	1								
Cap (attaches to spark vac. tube)-3/16"tube	380614-S(DD3)												1	
GASKET - FUEL INLET	C2AZ 9229-A	1	1	1	1									
SEAL - FAST IDLE ROD-1/8" I.D. x 1/2" O.D. -felt-use with C4AZ 9C771-A washer	B7AZ 9B501-A	1	1	1	1	1	1	1	1	1	1	1	1	
.90" long-.44" wide-.05" thick-.133" diam. hole (nylon)	C7AZ 9B501-A	1	1	1	1	1	1	1	1	1	1	1	1	
WEIGHT - PUMP DISCHARGE BALL - .109" O.D. -.88" long	C2OZ 9B511-A	1	1	1	1	1	1	1	1	1	1	1	1	
Ball (accel. pump inlet passage)-3/16" steel	371350-S(AA4)	1	1	1	1									
BODY AND PLUGS - MAIN	C3AZ 9512-E			1										
ADAPTOR - FUEL INLET	C0AE 9A520-A	1	1	1	1									
SUPPORT - BOOSTER VENTURI - identified by letters "CA"-tag codes C3AF-AK, AZ, C4AF-B, EB	C3AZ 9A523-F	1	1	1		1								
Identified by letters "CC" Tag codes C3AF-AL, BA, C4AF-C, DD, EC, C4OF-BJ, BV, C6AF-A, C6DF-A	C3AZ 9A523-G	1	1	1	1	1							1	
Identified by letters "CE" Tag codes C4AF-DE, C5ZF-B Tag codes C6AF-B, C6DF-B	C3AZ 9A523-H					1	1		1			1	1	
Identified by letter "J"-tag code C6DF-B-	C6AZ 9A523-G												1	
Identified by letters "CO"-tag code C5ZF-G	C5AZ 9A523-B												1	
Identified by letters "CM"-tag code C5ZF-H	C5AZ 9A523-C												1	
Identified by letters "CG" Tag codes C5ZF-A, C6AF-A, C6DF-A	C5ZZ 9A523-D							1				1	1	
Ball (accel. pump discharge valve)-3/16" steel	371350-S(AA4)	1	1	1	1	1	1	1	1	1	1	1	1	
HORN - AIR - LESS SHAFT - service pkg. includes (1) C2OZ 9561-B gasket	C0AZ 9524-C	1	1	1	1	1	1	1	1	1	1	1	1	
Screw and washer (horn & plugs to main body)- No. 10-32 x 5/8"	43256-S8	4	4	4	4	4	4	4	4	4	4	4	4	
COVER - ACCELERATOR PUMP	C3AZ 9528-B	1												
	B8A 9528-A		1	1	1									
	C4AZ 9528-B					1	1	1	1	1	1	1	1	
Screw and washer (cover to carb.)- No. 8-32 x 5/8"	43255-S8(U74)	4	4	4	4									
Screw (cover to carb.)-No. 8-32 x 9/16"fill. hd.	379436-S8B(UU43F)					4	4	4	4	4	4	4	4	
LINK - ACCELERATOR PUMP	C3AZ 9529-C	1	1	1	1									
	C4AZ 9529-B					1	1	1	1	1	1	1	1	
Pin (accel. pump link to cover)-.187" x .50 dia. roll	353847-S8(NN109A)	1	1	1	1									

* Not applicable to 1960/64 models

• Common to 289, 352 and 390 engines

DESCRIPTION AND RESTRICTIONS	PART NUMBER	CARB. PARTS LISTS										11A THRU 11AD				
		A	B	C	D	E	F	G	H	J	K	L	AD			
ROD - FAST IDLE CAM - use with C2AZ 9850-A	C1AE 9D530-A	1														
	C4AZ 9D530-A			1	1	1	1								1	
	C3AZ 9D530-A		1													
Use with C2AZ 9850-D		1														1
Retainer (fast idle cam rod)-"C" washer	351825-S(XX9)	2	2	2	2	2	2	2	2	2	2	2	2	2	2	2
JET - MAIN METERING	9533															
Tag code C3AF-AK, AZ																
No. 48 - 0 to 5,000 ft. altitude	C1AZ 9533-A	2	2													
No. 46 - 5,000 to 10,000 ft. altitude	C1AZ 9533-B	2	2													
No. 44 - 10,000 to 15,000 ft. altitude	C1AZ 9533-F	2	2													
Tag code C3AF-AL, BA																
No. 47 - 0 to 5,000 ft. altitude	C1AZ 9533-G	2	2													
No. 45 - 5,000 to 10,000 ft. altitude	C1AZ 9533-K	2	2													
No. 43 - 10,000 to 15,000 ft. altitude	C1AZ 9533-J	2	2													
Tag code C4AF-B																
No. 46F - 0 to 5,000 ft. altitude	C3AZ 9533-G			2												
No. 44F - 5,000 to 10,000 ft. altitude	C3OZ 9533-G			2												
No. 42F - 10,000 to 15,000 ft. altitude	C3OZ 9533-F			2												
Tag code C4AF-C																
No. 43F - 0 to 5,000 ft. altitude	C3AZ 9533-F			2												
No. 41F - 5,000 to 10,000 ft. altitude	C3AZ 9533-E			2												
No. 39F - 10,000 to 15,000 ft. altitude	C3AZ 9533-H			2												
No. 45F - 0 to 5,000 ft. altitude	C3OZ 9533-H				2											
No. 43F - 5,000 to 10,000 ft. altitude	C3AZ 9533-F				2											
No. 41F - 10,000 to 15,000 ft. altitude	C3AZ 9533-E				2											
Tag codes C4AF-DD, EB; C4OF-BJ, BV; C5ZF-A, G; C6DF-A																
No. 51F - 0 to 5,000 ft. altitude	C3DZ 9533-B					2	2								2	
No. 49F - 5,000 to 10,000 ft. altitude	C3DZ 9533-C					2	2								2	
No. 47F - 10,000 to 15,000 ft. altitude	C3UZ 9533-E					2	2								2	
Tag codes C4AF-DE, EC																
No. 49F - 0 to 5,000 ft. altitude	C3DZ 9533-C					2										
No. 47F - 5,000 to 10,000 ft. altitude	C3UZ 9533-E					2										
No. 45F - 10,000 to 15,000 ft. altitude	C3OZ 9533-H					2										
Tag codes C5ZF-B, H; C6DF-B																
No. 50F - 0 to 5,000 ft. altitude	C3UZ 9533-C						2								2	
No. 48F - 5,000 to 10,000 ft. altitude	C3UZ 9533-D						2								2	
No. 46F - 10,000 to 15,000 ft. altitude	C3AZ 9533-G						2								2	
No. 51F - 0 to 5,000 ft. altitude	C3DZ 9533-B															2
No. 49F - 5,000 to 10,000 ft. altitude	C3DZ 9533-C															2
LEVER - CHOKE BELLCRANK ADJUSTING	B8AZ 9A535-A	1														
	C3AZ 9A535-A		1													
Screw and lockwasher (bellcrank choke adjusting lever to shaft)-No. 8-32 x 3/4" fill. head	43395-S8(U75)	1														
Nut-No. 8-32	34126-S8B(M146)	1														
GASKET - BOOSTER VENTURI SUPPORT	B8AZ 9A536-A	1	1	1	1	1	1	1	1	1	1	1	1	1	1	1
LEVER - FAST IDLE ADJUSTING	B9A 9538-A	1	1													
	C4AZ 9538-A			1	1	1	1	1	1	1	1	1	1	1	1	1
Nut (lever to throttle shaft)-No. 10-32 hex.	34079-S7(M163)	1	1				1	1	1	1	1	1	1	1	1	1
Lockwasher-No. 10	34903-S8(X96)	1	1				1	1	1	1	1	1	1	1	1	1
SPRING - ACCELERATOR PUMP OVERTRAVEL	B8AZ 9A538-A	1	1	1	1	1	1								1	1

* Not applicable to 1960/64 models

‡ Common to 289, 352 and 390 engines

DESCRIPTION AND RESTRICTIONS	PART NUMBER	CARB. PARTS LISTS												
		A	B	C	D	E	F	G	H	J	K	L	AD	
SCREW - FAST IDLE ADJUSTING - No. 10-32 x 1.12"	C4AZ 9B538-A	1	1	1	1	1	1	1	1	1	1	1	1	1
NEEDLE - IDLE ADJUSTING	C8AZ 9541-C	2	2	2	2	2	2	2	2	2	2	2	2	2
LEVER - CHOKE CONTROL	C2AZ 9D541-A	1												
Screw (choke plate adjusting swivel to choke control rod)-No. 6-32 x 1/8" hex. socket hd.set	354293-S8(UU27)	1												
ROD - ACCELERATOR PUMP LINK TO THROTTLE LEVER	C3AZ 9B542-C	1	1		1									
	C0AZ 9B542-A			1										
	C4AZ 9B542-A					1	1	1	1	1	1	1	1	1
Clip (accel. pump link to throttle lever rod to overtravel pump lever)	375894-S7-8(GG215)	1	1	1	1	1	1	1	1	1	1	1	1	1
PLATE - CHOKE	C2AZ 9545-A	1	1	1	1	1	1	1	1	1	1	1	1	1
Screw (choke plate)-No. 6-32 x .31" pan head- (use with steel shaft)	378360-S2(UU81J)	2	2	2	2	2	2	2	2	2	2	2	2	2
Screw(choke plate)-No.6-32 x .31"pan head	381761-S(UU81JA)													2
SHAFT AND LEVER - CHOKE - brass shaft	*C2AZ 9546-C	1	1											
Steel shaft	C2AZ 9546-D	1	1											
Steel shaft	C4MY 9546-A			1	1	1								
Steel shaft	C5AZ 9546-B						1	1	1	1	1	1	1	1
DASHPOT	C1AZ 9B549-A	1	1	1	1	1	1						1	1
Nut-5/16"-24	33923-S7(M32)	1	1	1	1	1	1						1	1
Lockwasher-5/16"	34806-S7(X64)	2	2	2	2	2	2						2	
FLOAT	C6AZ 9550-C	1	1	1	1		1	1	1	1	1	1	1	1
BRACKET - DASHPOT MOUNTING	B8AZ 9B550-B	1	1	1	1	1	1		1	1			1	1
Screw and washer (dashpot mounting bracket to carb.)-No. 10-32 x 1/2"	43252-S8(U77)	1	1	1	1	1	1		1	1			1	1
PLATE - AIR DISTRIBUTION	C3MY 9F553-A	1	1	1	1	1	1	1	1	1	1	1	1	1
PIN - FLOAT HINGE	B8A 9558-A	1	1	1	1	1	1	1	1	1	1	1	1	1
SWIVEL - CHOKE PLATE ADJUSTING	C5AZ 9F558-A						1	1	1	1	1	1	1	1
DIAPHRAGM - ACCELERATOR PUMP	C2AZ 9B559-A	1	1	1	1									
	C4AZ 9B559-A					1	1	1	1	1	1	1	1	1
GASKET - FLOAT BOWL	C2OZ 9561-A	1	1	1	1	1								
	C2OZ 9561-B						1	1	1	1	1	1	1	1
GASKET - ECONOMIZER COVER	B7A 9563-A	1	1	1	1	1	1	1	1	1	1	1	1	1
VALVE & SEAT - FUEL INLET - "Reconditioner" only	C2AZ 9564-A	1	1	1	1									
Includes (1) B7A 9569-A gasket & (1) B7AZ 9599-B retainer	C2AZ 9564-D					1	1	1	1	1	1	1	1	1
"Dealers" only		1	1	1	1									
ECONOMIZER	9A565													
0 to 5,000 ft. altitude-ident. by green dye on body Tag code C5ZF-B	C0AZ 9A565-B	1	1	1	1	1			1	1				
Tag codes C5ZF-G, H, C6DF-B								1						1
5,000 to 10,000 ft. altitude-ident. by yellow dye on body Tag code C5ZF-B	C3AZ 9A565-D	1	1	1	1	1				1	1			
Tag codes C5ZF-G, H, C6DF-B								1						1

• Not applicable to 1960/64 models

• Common to 289, 352 and 390 engines

DESCRIPTION AND RESTRICTIONS	PART NUMBER	CARB. PARTS LISTS												
		A	B	C	D	E	F	G	H	J	K	L	AD	
10,000 to 15,000 ft. altitude-ident. by black dye on body Tag code C5ZF-B Tag codes C5ZF-G, H	C3AZ 9A565-B	1	1	1	1	1				1				
0 to 5,000 ft. altitude-ident. by red dye on body Tag code C5ZF-A Tag code C6DF-A	C0AZ 9A565-C								1					1
5,000 to 10,000 ft. altitude Tag code C5ZF-A Tag code C6DF-A	C0AZ 9A565-A								1					1
10,000 to 15,000 ft. altitude-ident. by green dye on body Tag code C5ZF-A	C0AZ 9A565-B								1					1
FILLER - ACCELERATOR PUMP CAVITY	C3OZ 9F565-A	1	1	1	1									
GASKET - FLOAT VALVE SEAT	B7A 9569-A	1	1	1	1	1	1	1	1	1	1	1	1	1
BUSHING - ACCELERATOR PUMP OVERTRAVEL SPRING	C3AZ 9F569-A	1	1	1	1	1	1						1	1
SPRING - FLOAT DAMPENER	C3AZ 9F570-A	1	1	1	1	1	1	1	1	1	1	1	1	
RETAINER - ACCELERATOR PUMP CHECK VALVE - 1/4"-28 thread Washer (accel.pump valve return gasket)-1/4" flat	B8A 9575-A 374818-S(XX97A)	1	1	1	1									
HOUSING ASSY. - CHOKE-service pkg. includes (1) B8A 9853-A gasket Screw and washer assy. (choke housing to main body)-No. 8-32 x 1.76" fillister head	C6AZ 9A575-A 378547-S7-8(BB61B)			1	1	1	1	1	1	1	1	1	1	1
VALVE - ACCELERATOR PUMP CHECK - PLASTIC	C4AZ 9576-A						1	1	1	1	1	1	1	1
RETAINER - FAST IDLE ROD SEAL -	*B9AE 9A576-A										1	1	1	1
SCREW - PUMP DISCHARGE NOZZLE Washer-1/4" flat (buna coated aluminum)	C0AZ 9577-A 374370-S(XX94A)	1	1	1	1	1	1	1	1	1	1	1	1	1
LEVER - FAST IDLE CAM Nylon Screw (lever adjusting)-No. 6-32 x .75" hex. hd.	C3AZ 9F577-A C4AZ 9F577-B 372307-S(BB527)		1											
SPRING - FAST IDLE ADJUSTING LEVER - 4 1/2 coils-.20" I.D. -.58" long Spring (idle adjusting needle)	B8A 9578-B *40 9578	1	1	1	1	1	1	1	1	1	1	1	1	1
Screw (normal idle adjusting)- No. 10-32 x 1" special hex. head slotted	355107-S7(BB536)	1	1	1	1	1	1	1	1	1	1	1	1	1
PIN - FAST IDLE ADJUSTING LEVER	B9A 9579-A	1	1	1	1	1	1	1	1	1	1	1	1	1
SHAFT AND LEVER - THROTTLE - (brass shaft) Steel shaft-Service pkg. includes (2) 378360-S2 screws	*B8A 9581-B B8AZ 9581-D	1	1	1	1									
PLATE - THROTTLE Screw (throttle plate)-No. 8-32 x .38" fillister head -use with steel shaft	B8A 9585-E 378361-S2(UU43D)	2	2	2	2	2	2	2	2	2	2	2	2	2

* Not applicable to 1960/64

↓ Common to 289, 352 and 390 engines

DESCRIPTION AND RESTRICTIONS	PART NUMBER	CARB. PARTS LISTS												
		A	B	C	D	E	F	G	H	J	K	L	AD	
SCREW - THROTTLE PLATE - No.8-32x.42" oval head-tubular-(use with brass shaft)	B7A 9586-E	4	4	4	4									
Choke plate-No.6-32 oval head - (use with brass shaft)	B9A 9586-A	2	2											
GASKET - ECONOMIZER	C2AZ 9A588-B	1	1	1	1	1	1	1	1	1	1	1	1	
SPRING - THERMOSTATIC CHOKE - 9 coils	C2AZ 9A590-B	1	1											
CAM - FAST IDLE - tag codes C3AF-AK,AZ Tag code C3AF-AL, BA	C1AZ 9597-A	1	1											
	C1AZ 9597-B	1	1											
	C4GY 9597-A			1	1	1	1	1	1	1	1	1	1	
	C5AZ 9597-D						1					1	1	
Retainer (fast idle cam)-"C" washer	351825-S(XX9)	1	1	1	1	1	1	1	1	1	1	1	1	
RETAINER-FLOAT LEVER SHAFT	B7AZ 9599-B	1	1	1	1	1	1	1	1	1	1	1	1	
ROD - THERMOSTATIC CHOKE LEVER	C2AZ 9A599-A	1												
	C1AZ 9A599-A	1	1											
	C4AZ 9A599-A			1	1	1								
	C5AZ 9A599-B						1	1	1	1	1	1	1	
Ring (rod to shaft)	377918-S8B(XX14F)						1	1	1	1	1	1	1	
Retainer (rod to carburetor)	353610-S8(NN126)	1	1											
SPRING - PUMP LEVER RETURN	B8AZ 9636-A	1	1	1	1	1	1	1	1	1	1	1	1	
SHAFT AND LEVER - CHOKE HOUSING	C2AZ 9A753-A	1												
	C3AZ 9A753-A		1											
	C4AZ 9A753-B			1	1	1	1	1	1	1	1	1	1	
Retainer (shaft & lever to choke hsg.)-"C"washer Tag codes C6DF-A, B	353862-S8(XX10)	1	1				1						1	
Nut (shaft and lever to housing)-No. 8-36 hex. Lockwasher-No. 8	355829-S7(MM15) 34802-S7(X59)	1	1										1	
LINER - THERMOSTATIC CHOKE LEVER BUSHING	C2AZ 9A756-A	1	1											
LEVER & BUSHING-THERMOSTATIC CHOKE	C2AZ 9A757-A	1												
	C3AZ 9A757-A		1											
WASHER - CHOKE ROD SEAL -.66" long-.50" wide-.015" thick-.18" diam.hole (brass)- use with B7AZ 9B501-A seal	C4AZ 9C771-A	2	2	2	2	2	2	2	2	2	2	2	2	
SPACER - THERMOSTATIC CHOKE SHAFT	B7AZ 9812-A	1	1											
PISTON ASSY. - CHOKE	9840													
	C6AZ 9840-B			1	1	1	1	1	1	1	1	1	1	
Screw and washer assy. (piston to shaft & lever)- No.6-32 x 3/8" pan head-tag codes C6DF-A, B	50802-S7(U150)									1	1	1	1	
CLAMP - THERMOSTATIC CHOKE HOUSING	B6A 9842-A	1	1											
	C4AZ 9842-A			1	1	1	1	1	1	1	1	1	1	
Screw (clamp housing)-No. 8-32 x 1/2" Lockwasher-No. 8	31061-S8(U50) 34802-S7(X59)	3				3	3	3	3	3	3	3	3	
		3				3	3	3	3	3	3	3		

* Not applicable to 1960/64 models

• Common to 289, 352 and 390 engines

DESCRIPTION AND RESTRICTIONS	PART NUMBER	CARB. PARTS LISTS												
		A	B	C	D	E	F	G	H	J	K	L	AD	
HOUSING - CHOKE THERMOSTAT - identified by letters "TK"-service pkg. includes (1) C1AE 9871-A gasket	C0AE 9848-B	1	1											
Identified by letters "TN" - service pkg. includes (1) C1AE 9871-A gasket Tag codes C4AF-B, DD, EB, C5ZF-A, G	C4AZ 9848-A							1						
Ident. by letters "TW" - service pkg. includes (1) C1AE 9871-A gasket-tag code C6DF-A	C6AZ 9848-A			1		1	1					1		1
Identified by letters "TO" - service pkg. includes (1) C1AE 9871-A gasket Tag codes C4AF-AC, DE, EC, C4OF-BJ, BV, C5ZF-B, H; C6DF-B	C4AZ 9848-B				1					1	1			1
				1		1	1					1		1
HOUSING AND PLUGS - CHOKE - color identification "Green"	C2AZ 9849-A	1												
	C3AZ 9849-C		1											
	C4AZ 9849-A			1	1	1					1			
Screw (choke control housing to body)- No. 8-32 x 1 5/8" fillister head	26576-S7-8(U168B)	3	3											
Lockwasher-No. 8	34802-S7(X59)	3	3											
KIT - THERMOSTATIC CHOKE INSTALLATION With this kit the following parts must be used 1-C3AZ 9D530-A rod, 1-C1AZ 9A599-A rod, 1-375894-S7-8 clip	C2AZ 9850-D	1	1											
Screw (choke plate pulldown adjusting)- No. 10-32 x .62" set	378273-S7-8(UU26J)		1											
GASKET - THERMOSTATIC CHOKE HOUSING	B8A 9853-A	1	1	1	1	1	1	1	1	1	1	1	1	1
SHIELD - CHOKE THERMOSTAT	B8A 9861-A	1	1											
	C4AZ 9861-A			1	1	1	1	1	1	1	1	1	1	1
Screw and washer (shield to housing)- No. 8-32 x 3/8" fillister head	43248-S8(U72)	1	1	1	1	2	2	2	2	2	2	2	2	2
GASKET - THERMOSTATIC CHOKE HOUSING	C1AZ 9871-A	1	1	1	1	1	1	1	1	1	1	1	1	1
Lockwasher-No. 8	34802-S7(X59)							3						
SCREW - THERMOSTATIC CHOKE HOUSING COVER -1.15" long-No. 8-32 male and female threads	C3AZ 9B874-A		3											
LEVER - ACCELERATOR PUMP OVERTRAVEL - service pkg. includes (1) C3AZ 9F569-A bushing	B8AZ 9919-A	1	1	1	1	1	1						1	1
Retainer (pump overtravel lever to throttle shaft)-"C" washer	374035-S(XX13C)	1	1	1	1	1	1						1	1
Ring (lever to shaft)-1/8" retaining	377918-S8B(XX14F)			1	1	1								
COVER - ECONOMIZER VALVE	B7A 9930-A	1	1	1	1	1	1	1	1	1	1	1	1	1
Screw (economizer valve cover to main body)- No. 8-32 x 1/2" fillister head	31061-S8(U50)	4	4	4	4									
Lockwasher-No. 8	34802-S7(X59)	4	4	4	4									
Screw and washer (economizer valve cover to main body)-No. 8-32 x 3/8" fillister head	43248-S8(U72)					4	4	4	4	4	4	4	4	4
SCREEN - FILTER	B7A 9938-A	1	1	1	1	1	1	1	1					

* Not applicable to 1960/64 models

‡ Common to 289, 352 and 390 engines

DESCRIPTION AND RESTRICTIONS	PART NUMBER	CARB. PARTS LISTS											
		12A THRU 12R											
		A	B	C	D	E	F	G	H	J	K	L	R
GASKET SET - Tag code C3OF-AJ	B7AZ 9502-D	1	1	1	1	1	1	1	1	1			1
Tag code C6PF-M	B7AZ 9502-A		1										
KIT - TUNE UP	C2SZ 9A586-C	1	1	1	1	1	1	1	1	1			
	C2SZ 9A586-A												1
REPAIR KIT	B8AZ 9590-H	1	1	1	1	1	1	1	1	1			1
Connector (distributor vacuum tube to carb.)- 1/8" pipe thread	358165-S(II-65)	1											
Screw (to set secondary idle air flow)- No. 10-32 set	370875-S8B(UU23)	1		1	1	1	1	1					
Tag code C3OF-AJ			1										
Cap-tube-3/16"-use to cap vac. tube opening	380614-S(DD3)												1
GASKET - FUEL INLET Tag code C3OF-AJ	C2AZ 9229-A	1	1										
SEAL - FAST IDLE ROD-1/8" x 1/2" O. D. - felt-use with C4AZ 9C771-A washer	B7AZ 9B501-A	1	1	1	1	1	1	1	1	1			1
.90" long-.44" wide-.05" thick-.133" diam. hole (nylon)	C7AZ 9B501-A	1	1	1	1	1	1	1	1	1			
KIT - SECONDARY THROTTLE DIAPHRAGM WITH LEVER	B8AZ 9503-C	1	1	1	1	1	1	1	1	1			1
Nut(diaphragm to lever)-1/8" spring	374177-S2(MM265)	1	1	1	1	1	1	1	1	1			1
SPRING - SECONDARY THROTTLE DIAPHRAGM RETURN- 6 coils-1.05" O. D. - .31" I. D.	B8AZ 9B504-D	1		1	1	1	1	1					1
Tag code C3OF-AJ			1										
6 coils-1.05" O. D. -.31" I. D.	C6AZ 9B504-A								1	1			
Tag code C6PF-M			1										
COVER - SECONDARY THROTTLE DIAPHRAGM	B8A 9507-A	1	1	1	1	1	1	1	1	1			1
Screw & washer assy. (diaphragm cover to carb.)-No. 8-32 x 3/4"	43395-S8(U75)	4	4	4	4	4	4	4	4	4			4
WEIGHT - PUMP DISCHARGE BALL - .109" O. D. -.88" long	C2OZ 9B511-A	1	1	1	1	1	1	1	1	1			1
BODY - MAIN - includes throttle shaft & plate Tag code C3OF-AJ	C3OZ 9512-B	1	1										
Plug (to plug drill passages in main body)-5/16" Tag code C3OF-AJ	359409-S(PP59)	4	4										
Plug (to plug hole from bowl to accelerator pump)-1/8" cup Tag code C3OF-AJ	359353-S(PP58)	1	1										
Ball (accel. pump inlet passage)-3/16" steel Tag code C3OF-AJ	371350-S(AA4)	1	1										
BAFFLE - EQUALIZER PASSAGE	C2SZ 9A517-A	2	2	2	2	2	2	2	2	2			2
ADAPTOR - FUEL INLET Tag code C3OF-AJ	C0AE 9A520-A	1	1										
SUPPORT - BOOSTER VENTURI Primary	9A523												
Identified by letter "K" Tag code C3OF-AJ	C2AZ 9A523-C	1	1										
Identified by letters "DC"-tag code C6PF-M	C7AZ 9A523-E		1										
Identified by letter "M"-tag codes C4OF-AL, AT, BU, BT, C4ZF-G, H, C5OF-J, L, T, C6ZF-C	C4OZ 9A523-B				1		1						

* Not applicable to 1960/64 models

DESCRIPTION AND RESTRICTIONS	PART NUMBER	CARB. PARTS LISTS											R	
		A	B	C	D	E	F	G	H	J	K	L		
SUPPORT - BOOSTER VENTURI	9A523 - continued													
Primary - continued														
Identified by letters "MA"-tag codes C5OF-K, M, T, C6ZF-F	C4OZ 9A523-C				1		1							
Identified by letters "CH"	C5ZZ 9A523-B													1
Secondary														
Identified by letter "A"	C5ZZ 5A523-C													1
Identified by letters "BA"	B8AZ 9A523-L	1			1		1							
Tag code C3OF-AJ			1											
Identified by letters "FA"-tag code C6PF-M	C6AZ 9A523-D		1											
Screw (venturi secondary support to carb.)-1/4"-20 x 1" pan head	38294-S8(U141)	1	1	1	1	1	1	1	1	1				1
Ball (accel. pump discharge valve)-3/16" steel	371350-S(AA4)	1	1	1	1	1	1	1	1	1				1
HORN - AIR - LESS SHAFT	C2SZ 9524-C	1		1	1	1	1	1						1
Tag code C3OF-AJ			1											
Tag code C6PF-M	C6AZ 9524-D		1											
Screw & washer (horn & plugs to main body)-No. 10-32 x 5/8"	43256-S8	8	8	8	8	8	8	8	8	8				8
COVER - ACCELERATOR PUMP	C4AZ 9528-B			1	1	1	1	1	1	1				1
Tag code C6PF-M			1											
Tag code C3OF-AJ	B8A 9528-A	1												
Screw & washer (cover to carb.)-No. 8-32 x 5/8"	43255-S8(U74)	4												
Tag code C3OF-AJ			1											
Screw (cover to carb.)-No. 8-32 x 9/16" fill. hd.	379436-S8B(UU43F)		4	4	4	4	4	4	4	4				4
Tag code C6PF-M			4											
LINK - ACCELERATOR PUMP	*C0AE 9529-B	1												
Tag code C3OF-AJ			1											
Tag code C6PF-M	C4AZ 9529-B			1	1	1	1	1	1	1				1
Pin (accelerator pump link to cover)-.187" x .50" diameter roll	353847-S8(NN109A)	1					1							
Tag code C3OF-AJ			1											
ROD - FAST IDLE CAM	C1AE 9D530-A	1												
	C3AZ 9D530-A		1							1	1			1
Retainer (fast idle cam rod)-"C" washer	351825-S(XX9)	2	2	2			2		2	2	2			2
COMPENSATOR ASSY. - HOT IDLE	C0LE 9B532-B									1	1			1
Tag code C6PF-M			1											
Screw (hot idle compensator to air horn)-No. 8-32 x 3/4" fillister head	31093-S7-8(U52)									2	2			2
Tag code C6PF-M			2											
JET - MAIN METERING - PRIMARY	9533													
No. 54 - 0 to 5,000 ft. altitude	C1AE 9533-A	2												
Tag code C3OF-AJ														
No. 54 - 0 to 5,000 ft. altitude	C1AE 9533-A		2											
Tag codes C4OF-AL, AT, BU, BT, C4ZF-G, H														
No. 51F - 0 to 5,000 ft. altitude	C3DZ 9533-B					2								
No. 49F - 5,000 to 10,000 ft. altitude	C3DZ 9533-C					2								
No. 47F - 10,000 to 15,000 ft. altitude	C3UZ 9533-E					2								
Tag codes C5OF-J, L, T; C6ZF-C														
No. 52F - 0 to 5,000 ft. altitude	C3UZ 9533-A					2		2						
No. 50F - 5,000 to 10,000 ft. altitude	C3UZ 9533-C					2		2						
No. 48F - 10,000 to 15,000 ft. altitude	C3UZ 9533-D					2		2						
Tag code C5OF-K, M, U; C6ZF-F														
No. 50F - 0 to 5,000 ft. altitude	C3UZ 9533-C					2		2						
No. 48F - 5,000 to 10,000 ft. altitude	C3UZ 9533-D					2		2						
No. 46F - 10,000 to 15,000 ft. altitude	C3AZ 9533-G					2		2						

* Not applicable to 1960/64 models

DESCRIPTION AND RESTRICTIONS	PART NUMBER	CARB. PARTS LISTS											12A THRU 12R				
		A	B	C	D	E	F	G	H	J	K	L	R				
JET-MAIN METERING-PRIMARY-continued	9533																
Tag codes C4GF-AE, AZ, C5ZF-D, F, K, M; C6ZF-B																	
No. 48F - 0 to 5,000 ft. altitude	C3UZ 9533-D			2		2	2	2									2
No. 46F - 5,000 to 10,000 ft. altitude	C3AZ 9533-G			2		2	2	2									2
No. 44F - 10,000 to 15,000 ft. altitude	C3OZ 9533-G			2		2	2	2									
Tag code C6PF-M																	
No. 51F-0 to 5,000 ft. altitude	C3DZ 9533-B		2														
No. 49F-5,000 to 10,000 ft. altitude	C3DZ 9533-C	2															
JET - MAIN METERING - SECONDARY																	
No. 57F-0 to 5,000 ft. altitude	C3OZ 9533-A																2
No. 55F-5,000 to 10,000 ft. altitude	C3UZ 9533-B																2
No. 64 - 0 to 5,000 ft. altitude	C3OZ 9533-C	2															
Tag code C3OF-AJ																	
No. 64 - 0 to 5,000 ft. altitude	C3OZ 9533-C		2														
Tag codes C4OF-AL, AT, BU, BT, C4ZF-G, H																	
No. 70F - 0 to 5,000 ft. altitude	C3TZ 9533-G				2												
No. 68F - 5,000 to 10,000 ft. altitude	C3TZ 9533-F				2												
No. 66F - 10,000 to 15,000 ft. altitude	C3TZ 9533-E				2												
Tag codes C5OF-J, L, T; C6ZF-C																	
No. 68F - 0 to 5,000 ft. altitude	C3TZ 9533-F				2		2										
No. 66F - 5,000 to 10,000 ft. altitude	C3TZ 9533-E				2		2										
No. 64F - 10,000 to 15,000 ft. altitude	C3AZ 9533-C				2		2										
Tag codes C5OF-K, M, U, C6ZF-F																	
No. 69F - 0 to 5,000 ft. altitude	C3TZ 9533-B				2		2										
No. 67F - 5,000 to 10,000 ft. altitude	C3TZ 9533-D				2		2										
No. 65F - 10,000 to 15,000 ft. altitude	C3TZ 9533-A				2		2										
Tag code C6PF-M																	
No. 71F - 0 to 5,000 ft. altitude	C6AZ 9533-B		2														
No. 69F - 5,000 to 10,000 ft. altitude	C3TZ 9533-B		2														
LEVER - CHOKE BELLCRANK ADJUSTING	B8AZ 9A535-A	1															
Lever - choke control-tag code C3OF-AJ	C3AZ 9A535-A		1														
Screw & lockwasher (bellcrank choke adjusting lever to shaft)-No. 8-32 x 5/8" fillister head	43395-S8(U75)	1															
Nut - No. 8-32 plain	34126-S8(M146)	1															
GASKET - BOOSTER VENTURI SUPPORT	B8AZ 9A536-A	2	2	2	2	2	2	2	2	2	2	2	2	2	2	2	2
LEVER - FAST IDLE ADJUSTING	B9A 9538-A	1															
Tag code C3OF-AJ			1														
Tag codes C4OF-AL, AT, BU, BT, C4ZF-G, H	C4AZ 9538-A			1		1		1	1	1	1	1					1
Tag code C6PF-M			1		1												
Tag codes C5OF-J, K; C6ZF-C, F	C4AZ 9538-B				1		1										
	C7AZ 9538-A														1	1	1
Nut (lever to throttle shaft)-No. 10-32 hex.	34079-S7(M163)	1	1	1	1	1	1	1	1	1	1	1	1	1	1	1	1
Lockwasher - No. 10	34803-S7(X60)	1	1	1	1	1	1	1	1	1	1	1	1	1	1	1	1
SPRING - accelerator pump overtravel	B8AZ 9A538-A	1		1	1	1	1	1	1	1	1	1					1
Tag code C3OF-AJ			1														
	C7AZ 9A538-D														1	1	1
SCREW - FAST IDLE ADJUSTING - No. 10-32 x 1.12"	C4AZ 9B538-A	1	1	1	1	1	1	1	1	1	1	1	1	1	1	1	1
NEEDLE - IDLE ADJUSTING	C8AZ 9541-C	2	2	2	2	2	2	2	2	2	2	2	2	2	2	2	2
LEVER - CHOKE CONTROL	C2AZ 9D541-A	1															
Screw (choke plate adjusting swivel to choke control rod)-No. 6-32 x 1/8" hex. socket hd. set	354293-S8(UU27)	1															

* Not applicable to 1960/64 models

DESCRIPTION AND RESTRICTIONS	PART NUMBER	CARB. PARTS LISTS								12A THRU 12R				
		A	B	C	D	E	F	G	H	J	K	L	R	
ROD - accelerator pump link to throttle lever - service pkg. includes (5) pieces 375894-S7 clip Tag code C30F-AJ	C0AZ 9B542-A	1												
Accelerator pump link to overtravel lever Tag code C6PF-M	C4AZ 9B542-A			1	1	1	1	1	1	1				1
Clip (accelerator pump link to throttle lever rod to overtravel pump lever)	375894-S7-8(GG215)	1	1	1	1	1	1	1	1	1				1
PLATE - CHOKE	C2AZ 9545-A	1	1	1	1	1	1	1	1	1				1
Screw (choke plate)-No.6-32 x .31" pan head- (use with steel shaft)	378360-S2(UU81J)	2	2	2	2	2	2	2	2	2				
Screw(choke plate)-No.6-32 x .31" pan head	381761-S(UU81JA)													2
SHAFT AND LEVER - CHOKE -brass shaft Tag code C30F-AJ	*C2AZ 9546-C	1												
	C4TZ 9546-A		1		1		1							
Tag code C6PF-M	C5AZ 9546-B		1											1
Steel shaft	C2AZ 9546-D	1												
Tag code C30F-AJ			1											
DASHPOT ASSY.	C1AZ 9B549-A			1	1	1	1	1	1	1				1
Nut-5/16"-24	33923-S7(M32)			1	1	1	1	1	1	1				1
FLOAT - PRIMARY	C1AZ 9550-A	1		1		1		1						
Tag codes C40F-AL, AT, BU, BT, C4ZF-G, H, C30F-AJ			1		1									
Tag codes C50F-J, K, L, M, T, U	C6AZ 9550-C				1		1							1
FLOAT - SECONDARY	C6AZ 9550-C	1	1	1	1									1
BRACKET - DASHPOT MOUNTING	B8AZ 9B550-B			1	1	1	1	1	1	1				1
Screw & washer (dashpot mounting bracket to carb.)-No.10-32 x 1/2"	43252-S8(U77)			1	1	1	1	1	1	1				1
PLATE-AIR DISTRIBUTION-tag code C6PF-M	C3MY 9F553-A		1											
PIN - FLOAT HINGE	B8A 9558-A	2	2	2	2	2	2	2	2	2				
SWIVEL - CHOKE PLATE ADJUSTING -Tag code C6PF-M	C5AZ 9F558-A		1											1
DIAPHRAGM - ACCELERATOR PUMP Tag code C30F-AJ	C2AZ 9B559-A	1												
	C4AZ 9B559-A		1	1	1	1	1	1	1	1				1
Tag code C6PF-M			1											
SPRING - CHOKE PLATE	C4TZ 9560-B				1		1							
GASKET - FLOAT BOWL	C2SZ 9561-A	1	1	1	1	1	1		1	1				
	C5OZ 9561-A													1
GASKET - ECONOMIZER COVER	B7A 9563-A	1	1	1	1	1	1	1	1	1				1
SWIVEL - CHOKE PLATE ADJUSTING	C4TZ 9D563-A				1		1							
KIT - FUEL INLET VALVE - includes (1) B7A 9569-A gasket & (1) B7AZ 9599-B retainer	C2AZ 9564-D	2	2	2	2	2	2	2	2	2				2
NUT - CHOKE PLATE ADJUSTING	C4TZ 9D564-A				1		1							
ECONOMIZER	C0AZ 9A565-A	1												
Identified by color "Orange" -tag code C30F-AJ	C3OZ 9A565-A		1											
0 to 5,000 ft. altitude-tag code C6PF-M	C0AZ 9A565-A		1											
5,000 to 10,000 ft. altitude-	C0AZ 9A565-B		1											
Identified by color "Green"- tag code C6PF-M														
0 to 5,000 ft. altitude	C0AZ 9A565-A			1	1	1	1	1	1	1				1
Identified by color "Green"	C0AZ 9A565-B			1	1	1	1	1	1	1				1
5,000 to 10,000 ft. altitude														
Identified by color "Yellow"														
10,000 to 15,000 ft. altitude	C3AZ 9A565-D			1	1	1	1	1						

• Not applicable to 1960/64 models

DESCRIPTION AND RESTRICTIONS	PART NUMBER	CARB. PARTS LISTS											12A THRU 12R		
		A	B	•C	D	•E	F	•G	•H	•J	•K	•L	R		
GASKET - VALVE SEAT	B7A 9569-A	2	2	2	2	2	2	2	2	2	2	2	2		
BUSHING - ACCELERATOR PUMP OVERTRAVEL SPRING Tag code C3OF-AJ	C3AZ 9F569-A			1	1	1	1	1	1	1			1		
SPRING - PRIMARY FLOAT DAMPENER Tag code C3OF-AJ	C3AZ 9F570-A			1	1	1	1	1							
SPRING - SECONDARY FLOAT DAMPENER Tag code C3OF-AJ	C3AZ 9F571-A			1	1	1	1	1							
RETAINER - ACCELERATOR PUMP CHECK VALVE - 1/4"-28 thread Tag code C3OF-AJ	B8A 9575-A	1													
Secondary vacuum control valve spring- .133" O. D. x .06" thick	B8AZ 9575-B	1													
Washer (accel. pump valve return gasket)- 1/4" flat Tag code C3OF-AJ	374818-S(XX97A)	1													
HOUSING ASSY. -CHOKE-service pkg. Includes (1)B8A 9853-A gasket-tag code C6PF-M	C6AZ 9A575-A			1									1		
Screw and washer(housing assy. to main body)- No. 8-32 x 1.76" fillister head Tag code C6PF-M	378547-S7-8(BB61B)							3	3	3			3		
BALL - SECONDARY VACUUM CHECK VALVE - 1/8" diameter Inlet pump check valve- Tag code C6PF-M	78 9576	1		1		1		1	1	1			1		
VALVE - PUMP CHECK - PLASTIC Tag code C6PF-M	C4AZ 9576-A			1	1	1	1	1	1	1			1		
SCREW - PUMP DISCHARGE NOZZLE Washer - 1/4" flat (buna coated aluminum)	C0AZ 9577-A 374370-S(XX94A)	1 1	1 1	1 1	1 1	1 1	1 1	1 1	1 1	1 1			1 1		
LEVER - FAST IDLE CAM -tag code C3OF-AJ Tag code C6PF-M	C3AZ 9F577-A C4AZ 9F577-B		1 1										1 1		
Screw (lever adjusting)-No. 6-32 x .75" hex. hd. Tag code C6PF-M	372307-S(BB527)			1		1		1	1	1			1		
SPRING - SECONDARY VACUUM CONTROL VALVE -16 coils-.11" O. D. -.375" long Tag code C3OF-AJ	B8A 9578-A	1											1		
Fast idle adjusting lever-4 1/2 coils- .20" I. D. -.58" long	B8A 9578-B	1	1	1	1	1	1	1	1	1					
Idle adjusting needle	*40 9578	2	2	2	2	2	2	2	2	2	2	2	2		
Screw (normal idle adjusting)-No. 10-32 x 1" special hex. head slotted	355107-S7(BB536)	1	1	1	1	1	1	1	1	1			1		
PIN - FAST IDLE ADJUSTING LEVER	B9A 9579-B	1	1	1	1	1	1	1	1	1			1		
SHAFT & LEVER - THROTTLE-brass shaft Steel shaft-service pkg.incl.(1)378360-S2 screw Tag code C3OF-AJ Tag code C6PF-M	*B8A 9581-C B8AZ 9581-D C3OZ 9581-A	1 1		1 1	1 1	1 1	1 1	1 1	1 1	1 1			1 1		
PLATE - THROTTLE - PRIMARY	B8A 9585-F B8A 9585-E	2 2	2 2	2 2	2 2		2						2 2		
Screw (throttle plate)-No. 8-32 x .38" fill. hd. - (use with steel shaft)	378361-S2(UU43D)	4	4	4	4	4	4	4	4	4			4		
PLATE - THROTTLE - SECONDARY	B8A 9585-G C5ZZ 9585-A	2 2	2 2		2		2						2 2		
Screw (throttle plate)-No. 8-32 x .38" fill. hd. - (use with steel shaft)	378361-S2(UU43D)	4	4	4	4	4	4	4	4	4			4		

* Not applicable to 1960/64 models

DESCRIPTION AND RESTRICTIONS	PART NUMBER	CARB. PARTS LISTS											R				
		A	B	C	D	E	F	G	H	J	K	L					
SCREW-THROTTLE PLATE-No. 8-32 x 42" tubular-(use with brass shaft) Tag code C30F-AJ	B7A 9586-E	8															
Choke plate-No. 6-32 oval head (use w/brass shaft) Tag code C30F-AJ	B9A 9586-A	2															
GASKET - ECONOMIZER	C2AZ 9A588-B	1	1	1	1	1	1	1	1	1	1						1
SPRING - THERMOSTATIC CHOKE - 8 coils Tag code C30F-AJ	C2AZ 9A590-A	1		1													
LEVER & SHAFT - SECONDARY THROTTLE PLATE-steel shaft	B8AZ 9A592-E	1	1		1		1										1
Screw (shaft to curb idle air flow)-No. 10-32 x .38" set-tag codes C6ZF-A, B, C, D, E, F Tag code C6PF-M	370875-S8B(UU23)						1	1	1	1							1
BRACKET ASSY. - CHOKE CONTROL	C3TZ 9595-A				1		1										
Screw and lockwasher (bracket to main body)- No. 8-32 x 1/2" fillister head	43251-S8(U73)				2		2										
ROD - SECONDARY DIAPHRAGM CONTROL	B8A 9596-A	1	1	1	1	1	1	1	1	1	1						1
Retainer (rod to lever)	353610-S8(NN126)	1	1	1	1	1	1	1	1	1	1						1
CAM - FAST IDLE Tag code C30F-AJ	C1AZ 9597-B	1															
Tag code C6PF-M	C5AZ 9597-D		1														1
Retainer (fast idle cam)-"C" washer	351825-S(XX9)	1	1	1	1	1	1	1	1	1	1						1
RETAINER - FLOAT LEVER SHAFT	B7AZ 9599-B	2	2	2	2	2	2	2	2	2	2						2
ROD - THERMOSTATIC CHOKE LEVER	C2AZ 9A599-A	1															
Tag code C30F-AJ	C1AZ 9A599-A		1														
Rod (choke control) Tag code C6PF-M	C4TZ 9A599-A				1		1										
Retainer (rod to carburetor)	353610-S8(NN126)	1	1				1										1
Ring (rod retaining)-1/8" retaining Tag code C6PF-M	377918-S8B(XX14F)		1		1		1		1	1	1	2	2	2			
SPRING - PUMP LEVER RETURN	B8AZ 9636-A	1	1	1	1	1	1	1	1	1	1						1
SHAFT AND LEVER - CHOKE HOUSING	C2AZ 9A753-A	1															
Tag code C30F-AJ	C3AZ 9A753-A		1														
Tag code C6PF-M	C4AZ 9A753-B		1														1
Retainer (shaft & lever to choke hsg.)-"C" washer	353862-S8(XX10)	1	1						1	1	1						1
Nut (shaft & lever to housing)-No. 8-36 hex.	355829-S7(MM15)	1	1														
Lockwasher - No. 8	34802-S7(X59)	1	1														
LINER - THERMOSTATIC CHOKE LEVER BUSHING Tag code C30F-AJ	C2AZ 9A756-A	1															
LEVER & BUSHING-THERMOSTATIC CHOKE Tag code C30F-AJ	C2AZ 9A757-A	1															
Tag code C30F-AJ	C3AZ 9A757-A		1														
WASHER - CHOKE ROD SEAL -.66" long-.50" wide-.015" thick-.18" diam. holes (brass)-use with B7AZ 9B501-A seal	C4AZ 9C771-A	2	2	2	2	2	2	2	2	2	2						1
CLAMP - CHOKE CABLE	C3AZ 9792-A				1		1										
Screw (clamp to brkt.)-No. 8-32 x 1/2" fill. hd.	31061-S8(U50)				1		1										
Nut-No. 8-32-plain	34126-S8B(M146)				1		1										
SPACER - THERMOSTATIC CHOKE SHAFT Tag code C30F-AJ	B7AZ 9812-A	1															
PISTON ASSY. -CHOKE-tag code C6PF-M	C6AZ 9840-B		1														1
Screw & washer assy. (piston to shaft)-No. 6- 32 x 3/8" pan hd. -tag code C6PF-M	50802-S7(U150)								1	1	1						1

* Not applicable to 1960/64 models

DESCRIPTION AND RESTRICTIONS	PART NUMBER	CARB. PARTS LISTS												R		
		A	B	C	D	E	F	G	H	J	K	L				
CLAMP - THERMOSTATIC CHOKE HOUSING Tag code C3OF-AJ	B6A 9842-A	1														
Tag code C6PF-M	C4AZ 9842-A		1													1
Screw (clamp housing)-No. 8-32 x 1/2"	31061-S8(U50)	3	3	3		3		3	3	3	3	3	3	3	3	3
Lockwasher - No. 8	34802-S7(X59)	3	3	3		3		3								
HOUSING - CHOKE THERMOSTAT - identified by letters "TK"-service pkg. includes (1) C1AE 9871-A gasket Tag code C3OF-AJ	C0AE 9848-B	1														
Ident. by letters "TN"-service pkg. includes (1) C1AE 9871-A gasket	C4AZ 9848-A		1													1
Identified by letters "TO"-service pkg. includes (1) C1AE 9871-A gskt. -tag code C6PF-M	C4AZ 9848-B		1													
HOUSING AND PLUGS - CHOKE- tag code C3OF-AJ	C3AZ 9849-B		1													
Color identification "Red" or "Orange"	C2AZ 9849-C	1														
Screw (choke control housing to body)- No. 8-32 x 1 5/8" fillister head	26576-S7-8(U168B)	3	3													
Lockwasher - No. 8	34802-S7(X59)	3	3													
Screw and washer (housing and plugs to main body)-No. 8-32 x 1.76" fillister head	378547-S7-8(BB61B)				3											
CONTROL - THERMOSTATIC CHOKE Kit (thermostatic choke installation)-with this kit the following parts must be used (1)-C3AZ 9D530-A rod, (1)-C1AZ 9A599-A rod, & (1)-375894-S7-8 clip Tag code C3OF-AJ	C2AZ 9850-D	1														
Screw (choke plate pulldown adjusting)- No. 10-32 x .62" set - tag code C3OF-AJ	378273-S7-8(UU26J)		1													
GASKET - THERMOSTATIC CHOKE HOUSING	B8A 9853-A	1	1	1		1		1	1	1						1
SHIELD - CHOKE THERMOSTAT Tag code C3OF-AJ	B8A 9861-A	1														
Tag code C6PF-M	C4AZ 9861-A		1													1
Screw & washer (shield to housing)- No. 8-32 x 3/8" fillister head	43248-S8(U72)	2	2	2		2		2	2	2						2
GASKET - THERMOSTATIC CHOKE HOUSING	C1AZ 9871-A	1	1	1		1		1	1	1	1	1	1	1	1	1
LEVER - ACCELERATOR PUMP OVERTRAVEL - service pkg. includes (1) C3AZ 9F569-A bushing Tag code C3OF-AJ	B8AZ 9919-A	1			1	1	1	1	1	1	1	1	1	1	1	1
Retainer (pump overtravel lever to throttle shaft)-"C" washer Tag code C3OF-AJ	374035-S(XX13C)	1			1	1	1	1	1	1	1	1	1	1	1	1
COVER - ECONOMIZER VALVE	B7A 9930-A	1	1	1	1	1	1	1	1	1	1	1	1	1	1	1
Screw (economizer valve cover to main body)- No. 8-32 x 1/2" fillister head Tag code C3OF-AJ	31061-S8(U50)	4														
Lockwasher - No. 8	34802-S7(X59)	4	4													
Screw and washer (economizer valve cover to main body)-No. 8-32 x 3/8" fillister head Tag code C6PF-M	43248-S8(U72)				4	4	4	4	4	4	4	4	4	4	4	4
SCREEN - FILTER Tag code C3OF-AJ	B7A 9938-A	1														
TUBE - SECONDARY THROTTLE CONTROL VACUUM-std. size-use with new air horn only	B8A 9997-A	1	1	1	1	1	1	1	1	2	2					1
.002" O/S-use as service replacement for B8A 9997-A tube only Tag code C3OF-AJ	B8A 9997-B	1			1	1	1	1	1	2	2					

* Not applicable to 1980/84 models

DESCRIPTION AND RESTRICTIONS	PART NUMBER	CARB. PARTS LISTS												
		A	B	C	D	E	F	G	H	J	K	L	M	
GASKET SET	C2OZ 9502-C	1	1	1	1	1	1	1	1	1	1	1	1	
KIT - TUNE UP	C0AZ 9A586-E	1	1	1	1	1	1	1	1	1	1	1	1	
REPAIR KIT	B9AZ 9590-E	1	1	1	1	1	1	1	1	1	1	1	1	
Connector (distributor vacuum tube to carb.)- 1/8" pipe thread	358165-S(II-65)	1	1	1	1	1	1	1	1	1	1	1	1	
Stud-5/16"-18-24 x 1.50"	* 88391-S8	4	4	4	4	4								
Nut-5/16"-24	351089-S8(MM20)	4	4	4	4	4								
Lockwasher-5/16" .109" O.D. -.88" long	34806-S7(X64)	4	4	4	4	4								
SEAL - FAST IDLE ROD	B7AZ 9B501-A	1	1	1	1	1	1	1	1	1	1	1	1	
WEIGHT - PUMP DISCHARGE BALL -	C2OZ 9B511-A	1	1	1	1	1	1	1	1	1	1	1	1	
BODY - MAIN -use with tag code DBA0AA Use with tag code DBA0BA	*C0AE 9512-B	1	1											
	*C0AE 9512-K			1		1	1							
Except with tag codes DBA0AA & DBA0BA Except with tag code DBA0AA Except with tag code DBA0BA	C2AZ 9512-B	1	1					1	1	1	1	1	1	
Plug (to plug drill passages in main body)-5/16"	359409-S(PP59)	2	2	2	2	2	2	2	2	2	2	2	2	
Ball (accelerator pump inlet passage)-3/16" steel	371350-S(AA4)	1	1	1	1	1	1	1	1	1	1	1	1	
Plug (to plug hole from bowl to accelerator pump)-1/8" cup	359353-S(PP58)	1	1	1	1	1	1	1	1	1	1	1	1	
Cap (attaches to spark vacuum tube)-3/16" tube	380614-S(DD3)												1	
ADAPTOR - FUEL INLET - 1/2"-20 internal- 9/16"-24 external threads-.80" long	B7AZ 9A520-A							1	1	1	1			
	C0AE 9A520-A							1	1	1	1	1	1	
SUPPORT - BOOSTER VENTURI	9A523													
Identified by letter "D"-tag codes DBA0AA, DBA0BA	*C0KE 9A523-A	1	1											
Identified by letters "DB" Except tag code DBA0AA Except with tag code DBA0BA Use with tag codes C2AE-Y, Z	C1AZ 9A523-A	1		1	1	1	1	1					1	
Identified by letter "W" Use with tag codes C2AE-AA, AB	C1AZ 9A523-F								1	1	1	1	1	
Identified by letters "CA" Ball (accelerator pump discharge valve)- 3/16" steel	C3AZ 9A523-F												1	
	371350-S(AA4)	1	1	1	1	1	1	1	1	1	1	1	1	
HORN - AIR - LESS SHAFT - service pkg. includes (1) C2OZ 9561-B gasket	C0AZ 9524-C	1	1	1	1	1	1	1	1	1	1	1	1	
Screw and washer (horn and plugs to main body)- No. 10-32 x 5/8"	43256-S8	4	4	4	4	4	4	4	4	4	4	4	4	
COVER - ACCELERATOR PUMP - LESS LINK	B8A 9528-A	1	1	1	1	1	1	1	1	1	1	1	1	
	C4AZ 9528-B												1	
Screw & washer (cover to carb.)-No.8-32 x 5/8"	43255-S8(U74)	4	4	4	4	4	4	4	4	4	4	4	4	
Screw (cover to carburetor)-No. 8-32 x 9/16" fill head	379436-S8B(UU43F)												4	
LINK - ACCELERATOR PUMP	C0AE 9529-A	1	1	1	1	1	1	1	1	1	1	1	1	
	C4AZ 9529-B												1	
Pin (link to cover)-.187" x .50" diam. roll	353847-S8(NN109A)	1	1	1	1	1	1	1	1	1	1	1	1	
ROD - FAST IDLE CAM	C1AE 9D530-A	1	1	1	1	1	1	1	1	1	1	1	1	
	C3AZ 9D530-A												1	
Retainer (fast idle cam rod)-"C" washer	351825-S(XX9)	2	2	2	2	2	2	2	2	2	2	2	2	

⚡ Parts lists identified by symbol ⚡ are common to 221, 260, 289 and 292 engines

DESCRIPTION AND RESTRICTIONS	PART NUMBER		CARB. PARTS LISTS 13 A THRU 13 M														
			A	B	C	D	E	F	G	H	J	K	L	M			
JET - MAIN METERING	9533																
Tag code DBA0AA																	
No. 48 - 0 to 5,000 ft. altitude	78	9533-B	2														
No. 46 - 5,000 to 10,000 ft. altitude	78	9533-C	2														
No. 44 - 10,000 to 15,000 ft. altitude	B7A	9533-B	2														
Tag codes DBA0AB, DBA0AC, DBA0BA																	
No. 47 - 0 to 5,000 ft. altitude	59A	9533-C	2	2													
No. 45 - 5,000 to 10,000 ft. altitude	59A	9533-D	2	2													
No. 43 - 10,000 to 15,000 ft. altitude	922A	9533-A	2	2													
No. 46 - 0 to 5,000 ft. altitude	78	9533-C					2										
No. 44 - 5,000 to 10,000 ft. altitude	B7A	9533-B					2										
No. 43 - 10,000 to 15,000 ft. altitude	922A	9533-A					2										
Tag code DBA0BB & DBA0BC																	
No. 46 - 0 to 5,000 ft. altitude	78	9533-C			2												
No. 44 - 5,000 to 10,000 ft. altitude	B7A	9533-B			2												
No. 43 - 10,000 to 15,000 ft. altitude	922A	9533-A			2												
No. 47 - 0 to 5,000 ft. altitude	59A	9533-C				2		2									
No. 45 - 5,000 to 10,000 ft. altitude	59A	9533-D				2		2									
No. 43 - 10,000 to 15,000 ft. altitude	922A	9533-A				2		2									
No. 48 - 0 to 5,000 ft. altitude	C1AZ	9533-A							2					2			
No. 46 - 5,000 to 10,000 ft. altitude	C1AZ	9533-B							2					2			
No. 44 - 10,000 to 15,000 ft. altitude	C1AZ	9533-F							2					2			
No. 46 - 0 to 5,000 ft. altitude	C1AZ	9533-B									2						
No. 44 - 5,000 to 10,000 ft. altitude	C1AZ	9533-F									2						
No. 43 - 10,000 to 15,000 ft. altitude	C1AZ	9533-J									2						
No. 49 - 0 to 5,000 ft. altitude	C1AZ	9533-C											2				
No. 47 - 5,000 to 10,000 ft. altitude	C1AZ	9533-G											2				
No. 45 - 10,000 to 15,000 ft. altitude	C1AZ	9533-K											2				
Tag code C2AE-Y, AB																	
No. 48 - 0 to 5,000 ft. altitude	C1AZ	9533-A														2	
No. 46 - 5,000 to 10,000 ft. altitude	C1AZ	9533-B														2	
No. 44 - 10,000 to 15,000 ft. altitude	C1AZ	9533-F														2	
Tag code C2AE-Z																	
No. 46 - 0 to 5,000 ft. altitude	C1AZ	9533-B														2	
No. 44 - 5,000 to 10,000 ft. altitude	C1AZ	9533-F														2	
No. 43 - 10,000 to 15,000 ft. altitude	C1AZ	9533-J														2	
Tag code C2AE-AA																	
No. 49 - 0 to 5,000 ft. altitude	C1AZ	9533-C														2	
No. 47 - 5,000 to 10,000 ft. altitude	C1AZ	9533-G														2	
No. 45 - 10,000 to 15,000 ft. altitude	C1AZ	9533-K														2	
No. 42F-0 to 5,000 ft. altitude	C3OZ	9533-F															2
No. 40F-5,000 to 10,000 ft. altitude	C3OZ	9533-E															2
LEVER - CHOKE BELLCRANK ADJUSTING	B8AZ	9A535-A	1	1	1	1	1	1	1	1	1	1	1	1	1	1	
Screw (bellcrank choke adjusting lever to shaft)-No. 8-32 x 5/8" fillister head	* 31077-S8		1	1	1	1	1	1	1	1	1	1	1	1	1	1	
Washer-No. 8 flat	44710-S8(X10)		1	1	1	1	1	1	1	1	1	1	1	1	1	1	
Nut-No. 8-32 hex.	34052-S7(M155)		1	1	1	1	1	1	1	1	1	1	1	1	1	1	
GASKET - BOOSTER VENTURI SUPPORT	B8AZ	9A536-A	1	1	1	1	1	1	1	1	1	1	1	1	1	1	

⦿ Parts lists identified by symbol ⦿ are common to 221, 260, 289 and 292 engines

DESCRIPTION AND RESTRICTIONS	PART NUMBER	CARB. PARTS LISTS												
		A	B	C	D	E	F	G	H	J	K	L	M	
LEVER - FAST IDLE ADJUSTING	B9A 9538-A	1	1	1	1	1	1	1	1	1	1	1	1	
	C4AZ 9538-A												1	
Nut (lever to throttle shaft)-No. 10-32 hex.	34079-S7(M163)	1	1	1	1	1	1	1	1	1	1	1	1	
Lockwasher-No. 10	34903-S8(X96)	1	1	1	1	1	1	1	1	1	1	1	1	
SPRING - ACCELERATOR PUMP OVERTRAVEL	B8AZ 9A538-A	1	1	1	1	1	1	1	1	1	1	1	1	
SCREW - FAST IDLE ADJUSTING - No. 10-32 x 1.12"	C4AZ 9B538-A	2	2	2	2	2	2	2	2	2			1	
NEEDLE - IDLE ADJUSTING Use with tag codes C2AE-Y, Z	C8AZ 9541-C	2	2	2	2	2	2	2				2	2	
Use with tag codes C2AE-AA, AB	C1AE 9541-B								2	2		2		
LEVER - CHOKE HOUSING	*B8AZ 9D541-A	1	1	1	1	1								
LEVER - CHOKE CONTROL	*C1AE 9D541-A							1	1	1	1			
Screw (choke plate adjusting swivel to choke control rod)-No. 6-32 x 1/8" hex. socket hd. set	C2AZ 9D541-A											1		
	354293-S8(UU27)											1		
ROD - ACCELERATOR PUMP LINK TO THROTTLE LEVER - service pkg. includes (5) pieces 375894-S7 clip	C0AZ 9B542-A	1	1	1	1	1	1	1	1	1	1	1		
	C4AZ 9B542-A												1	
Retainer (link to lever)-spring-.55" long	353610-S8(NN126)	1	1	1	1	1	1	1	1	1				
Clip (accelerator pump link to throttle lever rod to overtravel pump lever)	375894-S7-8(GG215)											1	1	
PLATE - CHOKE	C2AZ 9545-A	1	1	1	1	1	1	1	1	1	1	1	1	
Screw (choke plate)-No. 6-32 x .31" pan head (use with steel shaft)	378360-S2(UU81J)											2	2	
SHAFT AND LEVER - CHOKE	B7A 9546-A	1	1	1	1	1								
	C1AE 9546-A							1	1	1	1			
Brass shaft	*C2AZ 9546-C											1		
Steel shaft	C5AZ 9546-B												1	
Steel shaft	C2AZ 9546-D											1		
PLATE - CHOKE - use with C0AE 9A591-B horn only	*C0ME 9549-A	1												
DASHPOT	C1AZ 9B549-A		1		1	1		1		1	1	1	1	
Nut-5/16"-24	33923-S7(M32)		1		1	1		1		1	1	1	1	
Lockwasher-5/16"	34806-S7(X64)		2		2	2		2		2	2	2	2	
FLOAT	C0AE 9550-A	1	1	1	1	1	1	1	1	1				
	C1AZ 9550-A											1		
	C6AZ 9550-C												1	
BRACKET - DASHPOT MOUNTING	B8AZ 9B550-B		1		1	1		1		1	1	1	1	
Screw and washer (dashpot mounting bracket to carburetor)-No. 10-32 x 1/2"	43252-S8(U77)		1		1	1		1		1	1	1	1	
PIN - FLOAT HINGE	B8A 9558-A	1	1	1	1	1	1	1	1	1	1	1	1	
SWIVEL - CHOKE PLATE ADJUSTING	C5AZ 9F558-A												1	
DIAPHRAGM - ACCELERATOR PUMP	C2AZ 9B559-A	1	1	1	1	1	1	1	1	1	1	1		
	C4AZ 9B559-A												1	

⬤ Parts list identified by symbol ⬤ are common to 221, 260, 289 and 292 engines

DESCRIPTION AND RESTRICTIONS	PART NUMBER		CARB. PARTS LISTS												
			13 A THRU 13 M												
			A	B	C	D	E	F	G	H	J	K	L	M	
GASKET - FLOAT BOWL	C2OZ	9561-A	1	1	1	1	1	1	1	1	1	1			
	C2OZ	9561-B											1		
GASKET - ECONOMIZER COVER	B7A	9563-A	1	1	1	1	1	1	1	1	1	1	1		
KIT - FUEL INLET VALVE - includes (1) B7A 9569-A gasket & (1) B7AZ 9599-B retainer	C2AZ	9564-D	1	1	1	1	1	1	1	1	1	1	1		
ECONOMIZER		9A565													
0 to 5,000 ft. altitude-ident. by green dye on body	C0AZ	9A565-B	1	1	1	1	1	1	1	1	1	1			
5,000 to 10,000 ft. alt. -ident. by yellow dye on body	C3AZ	9A565-D	1	1	1	1	1	1	1	1	1	1			
10,000 to 15,000 ft. alt. -ident. by black dye on body	C3AZ	9A565-B	1	1	1	1	1	1	1	1	1	1			
Identified by yellow dye on body	C3AZ	9A565-D											1		
GASKET - FLOAT VALVE SEAT	B7A	9569-A	1	1	1	1	1	1	1	1	1	1	1		
BUSHING - ACCELERATOR PUMP OVERTRAVEL SPRING	C3AZ	9F569-A												1	
RETAINER - ACCELERATOR PUMP CHECK VALVE - 1/4"-28 thread	B8A	9575-A	1	1	1	1	1	1	1	1	1	1			
	Washer-1/4" flat	374818-S(XX97A)	1	1	1	1	1	1	1	1	1	1			
HOUSING ASSY. -CHOKE -service pkg. includes (1) B8A 9853-A gasket Screw and washer (housing to main body)-No. 8-32 x 1.76" fillister head	C6AZ	9A575-A												1	
		378547-S7-8(BB61B)												3	
VALVE - ACCELERATOR PUMP CHECK - PLASTIC	C4AZ	9576-A												1	
RETAINER - FAST IDLE ROD SEAL	★B9AE	9A576-A												1	
SCREW - PUMP DISCHARGE NOZZLE Washer-1/4" flat (buna coated aluminum)	C0AZ	9577-A	1	1	1	1	1	1	1	1	1	1	1	1	
		374370-S(XX94A)	1	1	1	1	1	1	1	1	1	1	1	1	
LEVER - FAST IDLE CAM (nylon) Screw (lever adjusting)-No. 6-32 x .75" hex. hd.	C4AZ	9F577-B												1	
		372307-S(BB527)												1	
SPRING - FAST IDLE ADJUSTING LEVER - 4 1/2 coils-. 20" I.D. - .58" long	B8A	9578-B	1	1	1	1	1	1	1	1	1	1	1		
SPRING - IDLE ADJUSTING NEEDLE Screw (normal idle adjusting)-No. 10-32 x 1" special hex. head slotted	★40	9578	2	2	2	2	2	2	2	2	2	2	2	2	
		355107-S7(BB536)	1	1	1	1	1							1	
PIN - FAST IDLE ADJUSTING LEVER	B9A	9579-A	1	1	1	1	1	1	1	1	1	1	1		
SHAFT & LEVER-THROTTLE-steel shaft- serv. pkg. includes (1) 378360-S2 screw Steel shaft	B8AZ	9581-D	1	1	1	1	1	1	1	1	1	1			
		C6OZ	9581-A											1	

★ Parts lists identified by symbol ★ are common to 221, 260, 289 and 292 engine

DESCRIPTION AND RESTRICTIONS	PART NUMBER	CARB. PARTS LISTS													13A THRU 13M	
		A	B	C	D	E	F	G	H	J	K	L	M			
PLATE - THROTTLE - PRIMARY	B8A 9585-E	2	2	2	2	2	2	2	2	2	2	2	2			
Screw (throttle plate)-No. 8-32 x .38" fill. hd.- (use with steel shaft)	378361-S2(UU43D)	4	4	4	4	4	4	4	4	4	4	4	4	4		
SCREW - THROTTLE PLATE -No. 8-32 x .42" oval head-tubular-(use with brass shaft)	B7A 9586-E	4	4	4	4	4	4	4	4	4	4	4	4			
SCREW - CHOKE PLATE - No. 6-32 oval head use with brass shaft	B9A 9586-A	2	2	2	2	2	2	2	2	2	2	2	2			
GASKET - ECONOMIZER	C2AZ 9A588-B	1	1	1	1	1	1	1	1	1	1	1	1	1	1	1
SPRING - THERMOSTATIC CHOKE	★C0ME 9A590-B	1	1	1	1											
	★C1AE 9A590-B					1	1	1	1	1						
9 coils	C2AZ 9A590-B													1		
CAM - FAST IDLE	C0ME 9597-A	1	1	1	1	1										
Use with tag codes C2AE-Y, AA	C1AZ 9597-A						1		1						1	
Use with tag codes C2AE-Z, AB	C1AZ 9597-B							1		1					1	
Retainer (fast idle cam)-"C" washer	C5AZ 9597-D															1
	351825-S(XX9)	1	1	1	1	1	1	1	1	1	1	1	1	1	1	1
ROD - CHOKE SHAFT	B8A 9598-A	1	1	1	1	1										
Retainer (rod to lever)-spring type-.44" long	353610-S8(NN126)	1	1	1	1	1										
RETAINER - FLOAT LEVER SHAFT- use with C2AZ 9564-D	B7AZ 9599-B	1	1	1	1	1	1	1	1	1	1	1	1	1	1	1
ROD - THERMOSTATIC CHOKE LEVER	C1AZ 9A599-A							1	1	1	1					
	C2AZ 9A599-A													1		
	C5AZ 9A599-B														1	
Retainer (rod to carburetor)	353610-S8(NN126)							1	1	1	1	1	1	1		
SPRING - PUMP LEVER RETURN	B8AZ 9636-A	1	1	1	1	1	1	1	1	1	1	1	1	1	1	1
SHAFT AND LEVER - CHOKE HOUSING	C2AZ 9A753-A	1	1	1	1	1	1	1	1	1	1	1	1	1		
	C4AZ 9A753-B														1	
Retainer (shaft and lever to choke housing)- "C" washer	353862-S8(XX10)	1	1	1	1	1	1	1	1	1	1	1	1	1	1	1
Nut (shaft and lever to housing)-No. 8-36 hex.	355829-S7(MM15)	1	1	1	1	1	1	1	1	1	1	1	1	1	1	1
Lockwasher-No. 8	34802-S7(X59)	1	1	1	1	1	1	1	1	1	1	1	1	1	1	1
LINER - THERMOSTATIC CHOKE LEVER BUSHING	C2AZ 9A756-A	1	1	1	1	1	1	1	1	1	1	1	1	1		
LEVER AND BUSHING - THERMOSTATIC CHOKE	C0ME 9A757-A	1	1	1	1	1										
	C1AE 9A757-A							1	1	1	1	1				
	C2AZ 9A757-A													1		
Washer(choke housing bushing thrust)-1/4"	358662-S(XX87)	1	1	1	1	1	1	1	1	1	1	1	1			
WASHER - CHOKE ROD SEAL -.66" long-.50" wide-.015" thick-.18" diam. hole (brass)- use with B7AZ 9B501-A seal	C4AZ 9C771-A	2	2	2	2	2	2	2	2	2	2	2	2	2	2	2
SPACER - THERMOSTATIC CHOKE SHAFT	B7AZ 9812-A	1	1	1	1	1	1	1	1	1	1	1	1	1		
PISTON ASSY. - CHOKE	C6AZ 9840-B															1
Screw & washer assy. (piston to shaft) - No. 6-32 x 1/4" pan head	★42790-S8															1

★ Parts lists identified by symbol ★ are common to 221, 260, 289 and 292 engines

DESCRIPTION AND RESTRICTIONS	PART NUMBER	CARB. PARTS LISTS 13A THRU 13M												
		A	B	C	D	E	F	G	H	J	K	L	M	
CLAMP - THERMOSTATIC CHOKE HOUSING	B6A 9842-A	1	1	1	1	1	1	1	1	1	1	1		
	C4AZ 9842-A												1	
Screw (clamp housing)-No. 8-32 x 1/2"	31061-S8(U50)	3	3	3	3	3	3	3	3	3	3	3	3	
Lockwasher-No. 8	34802-S7(X59)	3	3	3	3	3	3	3	3	3	3	3	3	
HOUSING - CHOKE THERMOSTAT -identified by letters "TK"-service pkg. includes (1) C1AE 9871-A gasket	C0AE 9848-B	1	1	1	1	1	1	1	1	1	1	1		
Identified by letters "TO"-service pkg. includes (1) C1AE 9871-A gasket	C4AZ 9848-B													
HOUSING AND PLUGS - CHOKE	C0AE 9849-A	1	1	1	1	1								
Color identification "Green"	C2AZ 9849-A												1	
Screw (choke control housing to body)-No. 8-32 x 1 5/8" fillister head	26576-S7-8(U168B)	3	3	3	3	3	3	3	3	3	3	3	3	
Washer-No. 8-flat	359113-S(XX46)	3	3	3	3	3	3	3	3	3	3	3	3	
Lockwasher-No. 8	34802-S7(X59)	3	3	3	3	3	3	3	3	3	3	3	3	
CONTROL - THERMOSTATIC CHOKE - identified by "TK" on cover-service pkg. includes (1) B8A 9853-A gasket	C0AE 9850-C	1	1	1	1	1								
Service pkg. includes (1) B8A 9853-A gasket	C1AE 9850-C						1	1	1	1				
Service pkg. includes (1) B8A 9853-A gasket replaced by C2AZ 9850-D (10-66)	★C2AZ 9850-C												1	
KIT-THERMOSTATIC CHOKE INSTALLATION- With this kit the following parts must be used- 1-C3AZ 9D530-A rod, 1-C1AZ 9A599-A rod, 1-375894-S7-8 clip	C2AZ 9850-D												1	
GASKET - THERMOSTATIC CHOKE HOUSING	B8A 9853-A	1	1	1	1	1	1	1	1	1	1	1	1	
SHIELD - CHOKE THERMOSTAT	B8A 9861-A	1	1	1	1	1	1	1	1	1	1	1		
Screw and washer (shield to housing)-No. 8-32 x 3/8" fillister head	C4AZ 9861-A												1	
	43248-S8(U72)	1	1	1	1	1	1	1	1	1	1	1	2	
GASKET - THERMOSTATIC CHOKE HOUSING	C1AZ 9871-A	1	1	1	1	1	1	1	1	1	1	1	1	
LEVER - ACCELERATOR PUMP OVERTRAVEL - service pkg. includes (1) C3AZ 9F569-A bushing	B8AZ 9919-A	1	1	1	1	1	1	1	1	1	1	1	1	
Retainer (pump overtravel lever to throttle shaft)-"C" washer	374035-S(XX13C)	1	1	1	1	1	1	1	1	1	1	1	1	
COVER - ECONOMIZER VALVE	B7A 9930-A	1	1	1	1	1	1	1	1	1	1	1	1	
Screw (economizer valve cover to main body)-No. 8-32 x 1/2" fillister head	31061-S8(U50)	4	4	4	4	4	4	4	4	4	4	4		
Lockwasher-No. 8	34802-S7(X59)	4	4	4	4	4	4	4	4	4	4	4		
Screw and washer (economizer valve cover to main body)-No. 8-32 x 3/8" fillister head	43248-S8(U72)												4	
SPRING - ACCELERATOR PUMP DIA PHRAGM RETURN - cone shaped-8 coils	★EAA 9936-A					1								
SCREEN - FILTER	B7A 9938-A												1	
BEARING - CHOKE SHAFT	★B7AZ 9992-A	1	1											

⬤ Parts lists identified by symbol ⬤ are common to 221, 260, 289 and 292 engines

DESCRIPTION AND RESTRICTIONS	PART NUMBER	CARB. PARTS LISTS 14A THRU 14M											
		A	B	C	D	E	F	G	H	J	K	L	M
ROD - ACCELERATOR PUMP LINK TO THROTTLE LEVER - service pkg. includes (5) pieces 375894-S7 clip	C0AZ 9B542-A	1	1	1	1	1	1	1	1	1	1	1	
Retainer (accelerator pump link to lever)-spring-.55" long	353610-S8(NN126)	1	1	1	1	1	1	1	1				
Clip (accelerator pump link to throttle lever rod to overtravel pump lever)	375894-S7-8(GG215)										1	1	1
PLATE - CHOKE	C2AZ 9545-A	1	1	1	1	1	1	1	1	1	1	1	1
Screw (choke plate)-No. 6-32 x .31" pan head (use with steel shaft)	378360-S2(UU81J)										2	2	2
SHAFT AND LEVER - CHOKE	B7A 9546-A	1	1	1	1								
Brass shaft	C1AE 9546-A					1	1	1	1				
Steel shaft	*C2AZ 9546-C										1	1	1
	C2AZ 9546-D										1	1	1
PLATE - CHOKE - use with C0AE 9A591-B - horn only	*C0ME 9549-A	1	1										
DASHPOT	C1AZ 9B549-A	1			1		1		1	1	1	1	1
Nut-5/16"-24	33923-S7(M32)	1			1		1		1	1	1	1	1
Lockwasher-5/16"	34806-S7(X64)	2			2		2		2	2	2	2	2
Screw and washer (dashpot mounting bracket to carb.)-No. 10-32 x 1/2"	43252-S8(U77)				1								
FLOAT	C0AE 9550-A	1	1	1	1	1	1	1	1				
	C1AZ 9550-A										1	1	1
BRACKET - DASHPOT MOUNTING	B8AZ 9B550-B	1					1		1	1	1	1	1
Screw and washer (dashpot mounting bracket to carb.)-No. 10-32 x 1/2"	43252-S8(U77)	1					1		1	1	1	1	1
PIN - FLOAT HINGE	B8A 9558-A	1	1	1	1	1	1	1	1	1	1	1	1
DIAPHRAGM - ACCELERATOR PUMP	C2AZ 9B559-A	1	1	1	1	1	1	1	1	1	1	1	1
GASKET - FLOAT BOWL	C2OZ 9561-A	1	1	1	1	1	1	1	1	1	1	1	1
GASKET - ECONOMIZER COVER	B7A 9563-A	1	1	1	1	1	1	1	1	1	1	1	1
KIT - FUEL INLET VALVE - includes (1) B7A 9569-A gasket and (1) B7AZ 9599-B retainer	C2AZ 9564-D	1	1	1	1	1	1	1	1	1	1	1	1
ECONOMIZER	9A565												
Ident. by red dye on body - 0 to 5,000 ft. altitude	C0AZ 9A565-C	1	1	1	1	1	1	1	1	1	1	1	1
Ident. by yellow dye on body-5,000 to 10,000 ft. altitude	C3AZ 9A565-D	1	1	1	1	1	1	1	1	1	1	1	1
Ident. by black dye on body- 10,000 to 15,000 ft. altitude	C3AZ 9A565-B	1	1	1	1	1	1	1	1	1	1	1	1
GASKET - FLOAT VALVE SEAT	B7A 9569-A	1	1	1	1	1	1	1	1	1	1	1	1
BUSHING - ACCELERATOR PUMP OVERTRAVEL SPRING	C3AZ 9F569-A												1
SPRING - FLOAT DAMPENER	C3AZ 9F570-A												1
RETAINER - ACCELERATOR PUMP CHECK VALVE - 1/4"-28 thread	B8A 9575-A	1	1	1	1	1	1	1	1	1	1	1	1
Washer @ accel.pump valve return gasket)-1/4" flat	374818-S(XX97A)	1	1	1	1						1	1	1

DESCRIPTION AND RESTRICTIONS	PART NUMBER	CARB. PARTS LISTS 15A THRU 15M												
		A	B	C	D	E	F	G	H	J	K	L	M	
GASKET SET	B7AZ 9502-D	1	1	1	1	1	1	1	1					
KIT - TUNE UP	C2SZ 9A586-C	1	1	1	1	1	1	1	1					
REPAIR KIT	B8AZ 9590-H	1	1	1	1	1	1	1	1					
Stud-5/16"-18-24 x 1.50"	*88391-S8	4												
Nut-5/16"-24	351089-S8(MM20)	4												
Lockwasher-5/16"	34806-S7(X64)	4												
Connector (dist. vac. tube to carb.)-1/8" pipe thd.	358165-S(II-65)	1	1	1	1									
Plug (to plug hole from bowl to accel. pump)-1/8" cup	359353-S(PP58)				1									
Plug (to plug drill passages in main body)-5/16"	359409-S(PP59)				4									
Screw (to set sec. idle air flow)-No.10-32 set	370875-S8B(UU23)	1	1	1	1	1	1	1	1					
Ball (accel. pump inlet passage)-3/16" steel	371350-S(AA4)				1									
GASKET - FUEL INLET	C2AZ 9229-A				1									
SEAL - FAST IDLE ROD - 1/8" I.D. x 1/2" O.D.-felt-use C4AZ 9C771-A washer	B7AZ 9B501-A	1	1	1	1	1	1	1	1					
.90" long-.44" wide-.05" thick-.133" diam. hole (nylon)	C7AZ 9B501-A	1	1	1	1	1	1	1	1					
KIT - SECONDARY THROTTLE DIAPHRAGM WITH LEVER	B8AZ 9503-C	1	1	1	1	1	1	1	1					
Nut(diaphragm to lever)-1/8" spring	374177-S2(MM265)							1	1	1				
Pin (spring)-3/16" x 11/16" throttle diaphragm lever to carburetor	353848-S8(NN71)	1	1	1	1	1	1	1	1					
SPRING - SECONDARY THROTTLE DIAPHRAGM RETURN - 6 coils-1.05" O.D.-.31" I.D.	B8AZ 9B504-D	1	1	1	1	1	1	1						
COVER - SECONDARY THROTTLE DIAPHRAGM	B8A 9507-A	1	1	1	1	1	1	1	1					
Screw and washer assy. (diaphragm cover to carb.)-No. 8-32 x 3/4"	43395-S8(U75)	4	4	4	4	4	4	4	4					
WEIGHT - PUMP DISCHARGE BALL - .109" O.D. -.88" long	C2OZ 9B511-A	1	1	1	1	1	1	1	1					
BODY - MAIN	*C2SZ 9512-A	1	1	1										
Plug (to plug drill passages in main body)-5/16"	359409-S(PP59)	4	4	4										
Ball (accel. pump inlet passage)-3/16" steel	371350-S(AA4)	1	1	1										
Plug (to plug hole from bowl to accel. pump)-1/8" cup	359353-S(PP58)	1	1	1										
BAFFLE - EQUALIZER PASSAGE	C2SZ 9A517-A				2	2	2	2	2					
ADAPTOR - FUEL INLET	C0AE 9A520-A				1									
SUPPORT - BOOSTER VENTURI	9A523-													
Primary-identified by letter "A"	C0KE 9A523-C	1	1	1										
Primary-ident. by letter "K"-tag code C4AF-DF	C2AZ 9A523-C						1							
Use with tag code C4AF-R					1									
Primary-identified by letters "KB"-tag code C4AF-EA	C4TZ 9A523-C						1							
Primary-identified by letters "KF"-tag code C4AF-DZ	C4AZ 9A523-C							1						
Primary-identified by letters "KA"-tag code C4AF-DG	C4AZ 9A523-B							1						
Use with tag code C4AF-N					1									
Secondary-identified by letters "BA"	B8AZ 9A523-L	1	1	1	1	1	1	1						
Ball (accel. pump discharge valve)-3/16" steel	371350-S(AA4)		1	1	1	1	1	1	1					
Screw (venturi secondary support to carb.)-1/4"-20 x 1" pan head	38294-S8(U141)	1	1	1	1	1	1	1	1					

• Not applicable to 1960/64 models • Refer to Section 95, 17 for parts lists of carburetors common to 352 & 390 engines

DESCRIPTION AND RESTRICTIONS	PART NUMBER	CARB. PARTS LISTS 15A THRU 15M												
		A	B	C	D	E	F	G	H	J	K	L	M	
HORN - AIR - LESS SHAFT	C2SZ 9524-C	1	1	1	1	1	1	1	1					
Screw and washer (horn & plugs to main body)- No. 10-32 x 5/8"	43256-S8	8	8	8	8	8	8	8	8					
COVER - ACCELERATOR PUMP	C4AZ 9528-B					1	1	1	1					
Less link	B8A 9528-A	1	1	1	1									
Screw and washer (cover to carb.)- No. 8-32 x 5/8"	43255-S8(U74)	4	4	4	4									
Screw (cover to carb.)-No. 8-32 x 9/16" fill. hd.	379436-S8(UU43F)					4	4	4	4					
LINK - ACCELERATOR PUMP	C4AZ 9529-B					1	1	1	1					
	C0AE 9529-A	1	1	1	1									
Pin(accel.pump link to cvr.)-.187"x.50"diam.roll	353847-S8(NN109A)	1	1	1	1									
ROD - FAST IDLE CAM	C4AZ 9D530-A					1								
	C3AZ 9D530-A				1				1	1				
	C1AE 9D530-A	1	1	1										
Retainer (fast idle cam rod)-"C" washer	351825-S(XX9)	2	2	2	2	2	2	2	2					
COMPENSATOR ASSY. - HOT IDLE	COLE 9B532-B				1	1	1	1						
Screw (hot idle compensator to air horn)- No. 8-32 x 3/4" fillister hd.	31093-S7-8(U52)				2	2	2	2						
JET - MAIN METERING - PRIMARY	9533													
No. 54 - 0 to 5,000 ft. altitude	06H 9533	2		2										
No. 52 - 5,000 to 10,000 ft. altitude	86H 9533	2		2										
No. 50 - 10,000 to 15,000 ft. altitude	78 9533-A	2		2										
No. 53 - 0 to 5,000 ft. altitude	B4T 9533-B		2											
No. 51 - 5,000 to 10,000 ft. altitude	59A 9533-A		2											
No. 49 - 10,000 to 15,000 ft. altitude	59A 9533-B		2											
Tag code C4AF-N														
No. 50F - 0 to 5,000 ft. altitude	C3UZ 9533-C				2									
No. 48F - 5,000 to 10,000 ft. altitude	C3UZ 9533-D				2									
No. 46F - 10,000 to 15,000 ft. altitude	C3AZ 9533-G				2									
Tag codes C4AF-DF, DZ, R														
No. 49F - 0 to 5,000 ft. altitude	C3DZ 9533-C				2	2								
No. 47F - 5,000 to 10,000 ft. altitude	C3UZ 9533-E				2	2								
No. 45F - 10,000 to 15,000 ft. altitude	C3OZ 9533-H				2	2								
Tag codes C4AF-DG, EA														
No. 48F - 0 to 5,000 ft. altitude	C3UZ 9533-D					2								
No. 46F - 5,000 to 10,000 ft. altitude	C3AZ 9533-G					2								
No. 44F - 10,000 to 15,000 ft. altitude	C3OZ 9533-G					2								
JET - MAIN METERING - SECONDARY														
No. 63 - 0 to 5,000 ft. altitude	5GA 9533-B	2	2	2										
No. 61 - 5,000 to 10,000 ft. altitude	B4Q 9533-A	2	2	2										
No. 59 - 10,000 to 15,000 ft. altitude	B4Q 9533-B	2	2	2										
No. 58F - 0 to 5,000 ft. altitude	C3GY 9533-A				2									
No. 56F - 5,000 to 10,000 ft. altitude	C3GY 9533-D				2									
No. 54F - 10,000 to 15,000 ft. altitude	C3GY 9533-C				2									
Tag codes C4AF-DG, EA														
No. 55F - 0 to 5,000 ft. altitude	C3UZ 9533-B					2								
No. 53F - 5,000 to 10,000 ft. altitude	C3DZ 9533-A					2								
No. 51F - 10,000 to 15,000 ft. altitude	C3DZ 9533-B					2								
Tag codes C4AF-DF, DZ														
No. 53F - 0 to 5,000 ft. altitude	C3DZ 9533-A					2								
No. 51F - 5,000 to 10,000 ft. altitude	C3DZ 9533-B					2								
No. 49F - 10,000 to 15,000 ft. altitude	C3DZ 9533-C					2								
LEVER - CHOKE BELLCRANK ADJUSTING	B8AZ 9A535-A	1	1	1										
	C3AZ 9A535-A				1									
Screw (bellcrank choke adjusting lever to shaft)- No. 8-32 x 5/8" fillister head	*31077-S8	1	1	1										
Washer-No. 8 flat	44710-S8(X10)	1	1	1										
Nut-No. 8-32 hex.	34052-S7(M155)	1	1	1										

* Not applicable to 1960/64 models

♣ Refer to Section 95.17 for parts lists of carburetors common to 352 & 390 engines

DESCRIPTION AND RESTRICTIONS	PART NUMBER	CARB. PARTS LISTS										15A thru 15M			
		A	B	C	D	E	F	G	H	J	K	L	M		
GASKET - BOOSTER VENTURI SUPPORT	B8AZ 9A536-A	2	2	2	2	2	2	2	2						
LEVER - FAST IDLE ADJUSTING	B9A 9538-A	1	1	1	1										
	C4AZ 9538-A						1	1	1	1					
Nut (lever to throttle shaft)-No. 10-32 hex.	34079-S7(M163)	1	1	1	1	1	1	1	1	1					
Lockwasher-No. 10	34903-S8(X96)	1	1	1	1	1	1	1	1	1					
SPRING - ACCELERATOR PUMP	B8AZ 9A538-A	1	1	1	1	1					1				
SCREW - FAST IDLE ADJUSTING - No. 10-32 x 1.12"	C4AZ 9B538-A	1	1	1	1	1	1	1	1	1	1				
NEEDLE - IDLE ADJUSTING	C8AZ 9541-C	2	2	2	2	2	2	2	2	2					
LEVER - CHOKE HOUSING	★B8AZ 9D541-A	1	1	1											
ROD - ACCELERATOR PUMP LINK TO THROTTLE LEVER - service pkg. includes (5) pieces 375894-S7 clip	C0AZ 9B542-A	1	1	1	1										
	C4AZ 9B542-A						1	1	1	1					
Retainer (accel. pump link to lever)- spring-.55" long	353610-S8(NN126)	1	1	1											
Clip (accel. pump link to throttle lever rod to overtravel pump lever)	375894-S7-8(GG215)				1	1	1	1	1						
PLATE - CHOKE Use with C0AZ 9524-A horn only	C2AZ 9545-A			1	1	1	1	1	1	1					
Screw (choke plate)-No. 6-32 x .31" pan head- use with steel shaft	378360-S2(UU81J)	1	1	1		2	2	2	2	2					
SHAFT AND LEVER - CHOKE -brass shaft	B7A 9546-A	1	1	1											
Brass shaft	★C2AZ 9546-C				1										
Steel shaft	C2AZ 9546-D				1										
	C4MY 9546-A					1									
PLATE - CHOKE - use with C0AE 9A591-A horn only	★C0ME 9549-A	1	1	1											
DASHPOT	C1AZ 9B549-A		1	1	1	1					1				
Nut-5/16"-24	33923-S7(M32)		1	1	1	1					1				
Lockwasher-5/16"	34806-S7(X64)		2	2	2	2									
FLOAT	C0AE 9550-A	2	2	2											
Primary	C1AZ 9550-A				1	1									
Secondary	C6AZ 9550-C				1	1	1								
BRACKET - DASHPOT MOUNTING Screw and washer (dashpot mounting bracket to carb.)-No. 10-32 x 1/2"	B8AZ 9B550-B		1	1	1	1	1	1	1	1	1				
	43252-S8(U77)		1	1	1	1	1	1	1	1	1				
PLATE-AIR DISTRIBUTION- Tag codes C4AF-DG, DZ	C3MY 9F553-A						1								
PIN - FLOAT HINGE	B8A 9558-A	2	2	2	2	2	2	2	2	2					
DIAPHRAGM - ACCELERATOR PUMP	C2AZ 9B559-A	1	1	1	1										
	C4AZ 9B559-A						1	1	1	1					
GASKET - FLOAT BOWL	C2SZ 9561-A	1	1	1	1	1	1	1	1	1					
GASKET - ECONOMIZER COVER	B7A 9563-A	1	1	1	1	1	1	1	1	1					

* Not applicable to 1960/64 models † Refer to Section 95.17 for parts lists of carburetors common to 352 & 390 engines

DESCRIPTION AND RESTRICTIONS	PART NUMBER	CARB. PARTS LISTS 15A THRU 15M											
		A	B	C	D	E	F	G	H	J	K	L	M
KIT - FUEL INLET VALVE - includes (1) B7A 9569-A gasket and (1) B7AZ 9599-B retainer	C2AZ 9564-D	2	2	2	2	2	2	2	2				
ECONOMIZER	9A565												
0 to 5,000 ft. altitude	C0AZ 9A565-A	1	1	1	1	1	1	1	1				
5,000 to 10,000 ft. altitude-ident. color "Green"	C0AZ 9A565-B				1	1	1	1	1				
5,000 to 10,000 ft. altitude-ident. by Yellow dye on body	C3AZ 9A565-D	1	1	1									
10,000 to 15,000 ft. altitude-ident. color "Yellow"					1	1	1						
10,000 to 15,000 ft. altitude-ident. by Blackdye on body	C3AZ 9A565-B	1	1	1									
FILLER - ACCELERATOR PUMP CAVITY	C3OZ 9F565-A				1								
GASKET - HOT IDLE COMPENSATOR	C0LE 9B567-A				1	1	1	1					
GASKET - FLOAT VALVE SEAT	B7A 9569-A	2	2	2	2	2	2	2	2				
BUSHING - ACCELERATOR PUMP OVERTRAVEL SPRING	C3AZ 9F569-A				1	1				1			
SPRING - PRIMARY FLOAT DAMPENER	C3AZ 9F570-A				1	1	1						
SPRING - SECONDARY FLOAT DAMPENER	C3AZ 9F571-A				1	1	1						
RETAINER - ACCELERATOR PUMP CHECK VALVE - 1/4"-28	B8A 9575-A	1	1	1	1								
RETAINER - SECONDARY VACUUM CONTROL VALVE SPRING-. 133" O. D. x .06" thick	B8AZ 9575-B	1	1	1	1	1	1						
Washer @ accel. pump valve return gasket)-1/4" flat	374818-S(XX97A)	1	1	1	1								
HOUSING ASSY. - CHOKE - service pkg. includes (1) B8A 9853-A gasket	C6AZ 9A575-A					1	1	1	1				
BALL - SECONDARY VACUUM CHECK VALVE - 1/8" diameter	78 9576	1	1	1	1	1	1	1	1				
VALVE - ACCELERATOR PUMP CHECK	C4AZ 9576-A					1	1	1	1				
SCREW - PUMP DISCHARGE NOZZLE	C0AZ 9577-A	1	1	1	1	1	1	1	1				
Washer-1/4" flat (buna coated aluminum)	374370-S(XX94A)	1	1	1	1	1	1						
LEVER - FAST IDLE CAM	C3AZ 9F577-A				1								
Nylon	C4AZ 9F577-B					1	1	1	1				
Screw (lever adjusting)-No. 6-32 x .75" hex.hd.	372307-S(BB527)					1	1	1	1				
SPRING - SECONDARY VACUUM CONTROL VALVE - 16 coils-. 11" O. D. -. 375" long	B8A 9578-A	1	1	1	1	1							
SPRING - FAST IDLE ADJUSTING LEVER - 4 1/2 coils-. 20" I. D. -. 58" long	B8A 9578-B	1	1	1	1		1			1			
SPRING - IDLE ADJUSTING NEEDLE	*40 9578	2	2	2	2	2	2	2	2				
Screw (normal idle adjusting)- No. 10-32 x 1" special hex. head slotted	355107-S7(BB536)	1	1	1	1	1	1	1	1				
PIN - FAST IDLE ADJUSTING LEVER	B9A 9579-B	1	1	1	1	1	1	1					
SHAFT & LEVER -THROTTLE-brass shaft	*B8A 9581-C	1	1	1	1								
Steel shaft-service pkg.-includes (1) 378360-S2 screw	B8AZ 9581-D	1	1	1	1	1	1	1	1				

* Not applicable to 1960/64 models † Refer to Section 95.17 for parts lists of carburetors common to 352 & 390 engines

DESCRIPTION AND RESTRICTIONS	PART NUMBER	CARB. PARTS LISTS 15A THRU 15M													
		A	B	C	D	E	F	G	H	J	K	L	M		
PLATE - THROTTLE - primary	B8A 9585-F	2	2	2	2	2	2	2							
Primary	B8A 9585-E								2						
Secondary	B8A 9585-G	2	2	2	2	2	2	2							
Secondary	C5Z 9585-A								2						
Screw (throttle plate)-No. 8-32 x .38" fill. hd. - (use with steel shaft)	378361-S2(UU43D)	8	8	8	8	8	8	8	8						
MAGNET - CHOKE PLATE	C2SZ 9E585-A				1										
SCREW - THROTTLE PLATE - No. 8-32 x .42" oval head-tubular-use with brass shaft	B7A 9586-E	8	8	8	8										
Choke plate-No. 6-32 oval head-use with brass shaft	B9A 9586-A	2	2	2	2										
GASKET - ECONOMIZER	C2AZ 9A588-B	1	1	1	1	1	1	1	1						
SPRING - THERMOSTATIC CHOKE	*C0ME 9A590-B	1	1	1											
	C2SZ 9A590-A				1										
LEVER AND SHAFT - SECONDARY THROTTLE PLATE - steel shaft	B8AZ 9A592-E	1	1	1	1	1	1	1	1						
ROD - SECONDARY DIAPHRAGM CONTROL	B8A 9596-A	1	1	1	1	1	1	1	1						
Retainer (rod to lever)	353610-S8(NN126)				1	1	1	1	1						
CAM - FAST IDLE	C0ME 9597-A	1	1	1											
Use with tag code C4AF-N	C1AZ 9597-A				1										
Use with tag code C4AF-R	C1AZ 9597-B				1										
	C4GY 9597-A					1									
Retainer (fast idle cam)-"C" washer	351825-S(XX9)		1	1	1	1	1	1	1						
ROD - CHOKE SHAFT	B8A 9598-A	1	1	1											
Retainer (rod to choke shaft lever)- spring type-.44" long	353610-S8(NN126)	1	1	1											
RETAINER - FLOAT LEVER SHAFT	B7AZ 9599-B	2	2	2	2	2	2	2							
ROD - THERMOSTATIC CHOKE LEVER	C1AZ 9A599-A				1										
	C4AZ 9A599-A					1									
Retainer (rod to carburetor)	353610-S8(NN126)				1	2									
SPRING - PUMP LEVER RETURN	B8AZ 9636-A	1	1	1	1	1	1	1	1						
SHAFT AND LEVER - CHOKE HOUSING	C2AZ 9A753-A	1	1	1											
	C3AZ 9A753-A				1										
	C4AZ 9A753-B					1	1	1	1						
Retainer (shaft and lever to choke housing)- "C" washer	353862-S8(XX10)	1	1	1	1				1	1					
Nut (shaft and lever to housing)-No. 8-36 hex.	355829-S7(MM15)	1	1	1	1										
Lockwasher-No. 8	34802-S7(X59)	1	1	1	1										
LINER - THERMOSTATIC CHOKE LEVER BUSHING	C2AZ 9A756-A	1	1	1	1										
LEVER AND BUSHING - THERMOSTATIC CHOKE	C0ME 9A757-A	1	1	1											
	C3AZ 9A757-A				1										
Washer (choke housing bushing thrust)-1/4"	358662-S(XX87)	1	1	1											
WASHER - CHOKE ROD SEAL -.66" long-.50" wide-.015" thick-.18" diam. hole (brass)- use with B7AZ 9B501-A seal	C4AZ 9C771-A	2	2	2	2	2	2	2	2						
SPACER - THERMOSTATIC CHOKE SHAFT	B7AZ 9812-A	1	1	1	1										

* Not applicable to 1960/64 models • Refer to Section 95.17 for parts lists of carburetors common to 352 & 390 engines

DESCRIPTION AND RESTRICTIONS	PART NUMBER	CARB. PARTS LISTS										15A THRU 15M						
		A	B	C	D	E	F	G	H	J	K	L	M					
PISTON ASSY.-CHOKE	C6AZ 9840-B					1												
CLAMP - THERMOSTATIC CHOKE HOUSING	B6A 9842-A	1	1	1	1													
	C4AZ 9842-A					1	1	1	1									
Screw (clamp housing)-No. 8-32 x 1/2"	31061-S8(U50)	3	3	3		3	3	3	3									
Lockwasher-No. 8	34802-S7(X59)	3	3	3				3										
HOUSING - CHOKE THERMOSTAT - identified by letters "TK"-	★C0AE 9848-B	1	1	1	1													
service pkg. includes (1) C1AE 9871-A gasket Ident. by letters "TN"- service pkg. includes (1) C1AE 9871-A gasket-tag codes C4AF-DF,DZ	C4AZ 9848-A					1												
Identified by letters "TO"-serv. pkg. includes (1) C1AE 9871-A gskt. -tag codes C4AF-DG,EA	C4AZ 9848-B					1												
HOUSING AND PLUGS - CHOKE	★C0AE 9849-B	1	1	1														
	C3AZ 9849-B				1													
	C4AZ 9849-A					1												
Screw and washer (housing & plugs to main body)-	378547-S7-8(BB61B)					3												
Screw (choke control housing to body)-	26576-S7-8(U168B)	3	3	3	3													
Washer-No. 8 flat	359113-S(XX46)	3	3	3														
Lockwasher-No. 8	34802-S7(X59)	3	3	3	3													
CONTROL - THERMOSTATIC CHOKE - service pkg. includes (1) B8A 9853-A gasket - identified by "TK" on cover	C0AE 9850-E	1	1	1														
KIT - THERMOSTATIC CHOKE INSTALLATION- With this kit the following parts must be used- 1-C3AZ 9D530-A rod, 1-C1AZ 9A599-A rod, 1-375894-S7-8 clip	C2AZ 9850-D				1													
Screw (choke plate pulldown adjusting)- No. 10-32 x .62" set	378273-S7-8(UU26J)				1													
GASKET - THERMOSTATIC CHOKE HOUSING	B8A 9853-A	1	1	1	1	1	1	1	1									
SHIELD - CHOKE THERMOSTAT	B8A 9861-A	1	1	1	1													
	C4AZ 9861-A					1	1	1	1									
Screw and washer (shield to housing)- No. 8-32 x 3/8" fillister head	43248-S8(U72)	1	1	1	1	1	1	2	2									
GASKET - THERMOSTATIC CHOKE HOUSING	C1AZ 9871-A	1	1	1	1	1	1	1	1									
SCREW - CHOKE HOUSING COVER	C3AZ 9B874-A				3													
LEVER - ACCELERATOR PUMP OVERTRAVEL - service pkg. includes (1) C3AZ 9F569-A bushing	B8AZ 9919-A	1	1	1	1	1						1						
Retainer (pump overtravel lever to throttle shaft)-"C" washer	374035-S(XX13C)	1	1	1	1	1						1						
Ring (lever to shaft)-1/8" retaining	377918-S8B(XX14F)							1										
COVER - ECONOMIZER VALVE	B7A 9930-A	1	1	1	1	1	1	1	1									
Lockwasher-No. 8	34802-S7(X59)	4	4	4														
Screw (economizer valve cover to main body)- No. 8-32 x 1/2" fillister head	31061-S8(U50)	4	4	4														
Screw and washer (economizer valve cover to main body)-No. 8-32 x 3/8" fillister head	43248-S8(U72)				4	4	4	4	4									
SCREEN - FILTER	B7A 9938-A				1													
BEARING - CHOKE SHAFT	★B7AZ 9992-A	1	1	1														
TUBE - SECONDARY THROTTLE CONTROL VACUUM-std. size-use with new air horn only	B8A 9997-A	1	1	1	1	1	1	1	1									
.002" O/S-use as service replacement for B8A 9997-A tube only	B8A 9997-B	1	1	1	1	1	1	1	1									

• Not applicable to 1960/64 parts ⚙ Refer to Section 95.17 for parts lists of carburetors common to 352 & 390 engines

DESCRIPTION AND RESTRICTIONS	PART NUMBER	CARB. PARTS LISTS												
		A	B	C	D	E	F	G	H	J	K	L	M	
GASKET SET	B7AZ 9502-D	1	1	1	1	1	1	1	1	1	1	1	1	
KIT - TUNE UP	C2SZ 9A586-C	1	1	1	1	1	1	1	1	1	1	1	1	
REPAIR KIT	B8AZ 9590-H	1	1	1	1	1	1	1	1	1	1	1	1	
Connector (distributor vacuum tube to carb.)- 1/8" pipe thread	358165-S(II-65)	1	1	1	1	1	1	1	1	1	1	1	1	
Screw (to set secondary idle air flow)- No. 10-32 set	370875-S8B(UU23)	1	1	1	1	1	1	1	1	1	1	1	1	
GASKET - FUEL INLET	C2AZ 9229-A									1	1	1	1	
SEAL - FAST IDLE ROD -1/8" I.D. x 1/2" O.D.,-felt-use with C4AZ 9C771-A washer	B7AZ 9B501-A	1	1	1	1	1	1	1	1	1	1	1	1	
.90" long-.44" wide-.05" thick-.133" diam. hole (nylon)	C7AZ 9B501-A	1	1	1	1	1	1	1	1	1	1	1	1	
KIT - SECONDARY THROTTLE DIAPHRAGM WITH LEVER	B8AZ 9503-C	1	1	1	1	1	1	1	1	1	1	1	1	
Pin (lever to carb.)-3/16" x 11/16" spring	353848-S8(NN71)	1	1	1	1	1	1	1	1	1	1	1	1	
SPRING - SECONDARY THROTTLE DIAPHRAGM RETURN - 6 coils-1.05" O. D. - .31" I. D.	B8AZ 9B504-D	1	1	1	1	1	1	1	1	1	1	1	1	
COVER - SECONDARY THROTTLE DIAPHRAGM	B8A 9507-A	1	1	1	1	1	1	1	1	1	1	1	1	
Screw & washer assy. (diaphragm cover to carb.)-No. 8-32 x 3/4"	43395-S8(U75)	4	4	4	4	4	4	4	4	4	4	4	4	
WEIGHT - PUMP DISCHARGE BALL - .109" O. D. - .88" long	C2OZ 9B511-A	1	1	1	1	1	1	1	1	1	1	1	1	
BODY - MAIN Use with tag codes C2AE-AG,AJ,AK,AT,AU,AV Use with tag code C3AF-R Use with tag code C3AF-N Use with tag code C3AF-AU Use with tag code C3AF-AT	*C2SZ 9512-A	1	1				1	1	1		1		1	
Use with tag codes C2AE-AL,AN,AY,AZ Use with tag code C3AF-S Use with tag code C3AF-AV	C1AZ 9512-F			1			1				1		1	
Use with tag codes C2AE-AR, BA Use with tag code C3AF-T Use with tag code C3AF-AY	C1AZ 9512-J				1		1			1			1	
Plug (to plug drill passages in main body)-5/16"	359409-S(PP59)	4	4	4	4	4	4	4	4	4	4	4	4	
Ball (accel. pump inlet passage)-3/16" steel	371350-S(AA4)	1	1	1	1	1	1	1	1	1	1	1	1	
Plug (to plug hole from bowl to accel. pump)- 1/8" cup	359353-S(PP58)	1	1	1	1	1	1	1	1	1	1	1	1	
BAFFLE - EQUALIZER PASSAGE	C2SZ 9A517-A									2	2	2	2	
ADAPTOR - FUEL INLET	C1AE 9A520-A	1	1	1	1									
	C0AE 9A520-A						1	1	1	1	1	1	1	

DESCRIPTION AND RESTRICTIONS	PART NUMBER	CARB. PARTS LISTS												
		A	B	C	D	E	F	G	H	J	K	L	M	
SUPPORT - BOOSTER VENTURI	9A523													
Primary														
Identified by letter "G"	C1AZ 9A523-D	1		1			1							
Use with tag codes C2AE-AG,AL,AT,AY							1							
Identified by letter "T"	C1AZ 9A523-G		1		1		1	1	1			1		1
Use w/tag codes C2AE-AK, AR, AV, BA							1							
Identified by letter "K"	C2AZ 9A523-C						1				1		1	
Use with tag codes C2AE-AJ, AN, AU, AZ							1							
Ball (accel. pump discharge valve)-3/16" steel	371350-S(AA4)	1	1	1	1	1	1	1	1	1	1	1	1	1
Secondary-identified by letters "BA"	B8AZ 9A523-L	1	1	1	1	1	1	1	1	1	1	1	1	1
Screw (venturi secondary suppt.to carb.)- 1/4"-20 x 1" pan head	38294-S8(U141)	1	1	1	1	1	1	1	1	1	1	1	1	1
HORN - AIR - LESS SHAFT	C2SZ 9524-C	1	1	1	1	1		1	1	1	1	1	1	1
	*C2SZ 9524-A							1						
Screw & washer (horn & plugs to main body)- No. 10-32 x 5/8"	43256-S8	8	8	8	8	8	8	8	8	8	8	8	8	8
COVER - ACCELERATOR PUMP - LESS LINK	B8A 9528-A	1	1	1	1	1	1	1	1	1	1	1	1	1
Screw & washer (cover to carb.)-No. 8-32 x 5/8"	43255-S8(U74)	4	4	4	4	4	4	4	4	4	4	4	4	4
LINK - ACCELERATOR PUMP	C0AE 9529-A	1	1	1	1	1	1	1	1	1	1	1	1	1
Pin (accelerator pump link to cover)- .187" x .50" diameter roll	353847-S8(NN109A)	1	1	1	1	1	1	1	1	1	1	1	1	1
ROD - FAST IDLE CAM	C1AE 9D530-A	1	1	1	1	1	1	1	1	1				
	C3AZ 9D530-A							1				1	1	1
Retainer (fast idle cam rod)-"C" washer	351825-S(XX9)	2	2	2	2	2	2	2	2	2	2	2	2	2
COMPENSATOR - HOT IDLE	C0LE 9B532-B							1	1					1
Screw (hot idle compensator to air horn)- No. 8-32 x 3/4" fillister head	31093-S7-8(U52)							2	2					2
JET - MAIN METERING - PRIMARY	9533													
No. 55 - 0 to 5,000 ft. altitude	C1AE 9533-B	2		2										
No. 53 - 5,000 to 10,000 ft. altitude	C1AZ 9533-H	2		2										
No. 51 - 10,000 to 15,000 ft. altitude	C1AZ 9533-M	2		2										
No. 54 - 0 to 5,000 ft. altitude	C1AE 9533-A		2		2			2	2	2		2		2
No. 52 - 5,000 to 10,000 ft. altitude	C1AZ 9533-L		2		2			2	2	2		2		2
No. 50 - 10,000 to 15,000 ft. altitude	C1AZ 9533-N		2		2			2	2	2		2		2
No. 56 - 0 to 5,000 ft. altitude	C1AZ 9533-D										2		2	
No. 54 - 5,000 to 10,000 ft. altitude	C1AE 9533-A										2		2	
No. 52 - 10,000 to 15,000 ft. altitude	C1AZ 9533-L										2		2	
Tag codes C2AE-AG, AL, AT, AY														
No. 55 - 0 to 5,000 ft. altitude	C1AE 9533-B							2						
No. 53 - 5,000 to 10,000 ft. altitude	C1AZ 9533-H							2						
No. 51 - 10,000 to 15,000 ft. altitude	C1AZ 9533-M							2						
Tag codes C2AE-AJ, AN, AU, AZ														
No. 56 - 0 to 5,000 ft. altitude	C1AZ 9533-D							2						
No. 54 - 5,000 to 10,000 ft. altitude	C1AE 9533-A							2						
No. 52 - 10,000 to 15,000 ft. altitude	C1AZ 9533-L							2						

DESCRIPTION AND RESTRICTIONS	PART NUMBER	CARB. PARTS LISTS 17N THRU 17Z											
		N	P	Q	R	S	.T	.U	.V	.W	X	.Y	.Z
GASKET SET	B7AZ 9502-D	1	1	1	1	1	1	1	1	1	1	1	1
KIT - TUNE UP	C2SZ 9A586-C	1	1	1	1	1	1	1	1	1	1	1	1
REPAIR KIT	B8AZ 9590-H	1	1	1	1	1	1	1	1	1	1	1	1
Connector(dist.vac.tube to carb.)-1/8" pipe thread	358165-S(Π-65)	1	1	1									
Screw (to set secondary idle air flow)- No. 10-32 set	370875-S8B(UU23)	1	1	1	1	1	1	1	1	1	1	1	1
Ball (accelerator pump inlet passage)	371350-S(AA4)										1		
GASKET - FUEL INLET	C2AZ 9229-A	1	1	1									
SEAL - FAST IDLE ROD -1/8" I.D. x 1/2" O.D.-felt-use with C4AZ 9C771-A washer .90" long-.44" wide-.05" thick-.133" diam.	B7AZ 9B501-A	1	1	1	1	1	1	1	1	1	1	1	1
	C7AZ 9B501-A	1	1	1	1	1	1	1	1	1	1	1	1
KIT - SECONDARY THROTTLE DIAPHRAGM hole (nylon)	B8AZ 9503-C	1	1	1	1	1	1	1	1	1	1	1	1
SPRING - SECONDARY THROTTLE DIAPHRAGM RETURN - 6 coils-1.05" O. D. -.31" I. D.	B8AZ 9B504-D	1	1	1	1	1	1	1	1	1	1	1	1
COVER - SECONDARY THROTTLE DIAPHRAGM Screw & washer assy. (diaphragm cover to carb.)-No. 8-32 x 3/4"	B8A 9507-A 43395-S8(U75)	1 4	1 4	1 4	1 4	1 4	1 4	1 4	1 4	1 4	1 4	1 4	1 4
WEIGHT - PUMP DISCHARGE BALL - .202" O.D. -.56" long	C3AZ 9B511-A	1	1										
.109" O.D. -.88" long	C2OZ 9B511-A			1	1	1	1	1	1	1	1	1	1
BODY - MAIN - use with tag code C3AF-BY	C1AZ 9512-F	1											
Use with tag code C3AF-BZ	C1AZ 9512-J		1										
Use with tag codes C3AF-BU, BV	★C2SZ 9512-A	1	1										
Plug (to plug hole from bowl to accelerator pump)-1/8" cup	359353-S(PP58)	1	1	1									
Plug (toplug drill passages in main body)-5/16"	359409-S(PP59)	4	4	4									
Ball (accel. pump inlet passage)-3/16" steel	371350-S(AA4)	1	1	1									
BAFFLE - EQUALIZER PASSAGE	C2SZ 9A517-A	1	2	2	2	2	2	2	2	2	2	2	2
ADAPTOR - FUEL INLET	C0AE 9A520-A	1	1	1							1		
SUPPORT - BOOSTER VENTURI - secondary identified by letters "BA"	B8AZ 9A523-L	1	1	1	1	1	1	1	1	1	1	1	1
Primary-identified by letter "T"	C1AZ 9A523-G		1										
Primary-identified by letter "K"	C2AZ 9A523-C	1		1						1			
Tag codes C4AF-DH, DL, DU, DV					1	1							
Primary-identified by letters "KA"	C4AZ 9A523-B								1				
Tag codes C4AF-DJ, DK, EF					1	1							
Primary-identified by letters "KB" -tag code C4AF-DY	C4TZ 9A523-C				1								
Primary-identified by letters "KH"	C5SZ 9A523-A										1		
Screw (venturi secondary support to carb.)- 1/4"-20 x 1" pan head	38294-S8(U141)	1	1	1	1	1	1	1	1	1	1	1	1
Ball (accel. pump discharge valve)-3/16" steel	371350-S(AA4)	1	1	1	1	1	1	1	1	1	1	1	1
HORN - AIR - LESS SHAFT	C2SZ 9524-C	1	1	1	1	1	1	1	1	1	1	1	1
Screw & washer (horn & plugs to main body)- No. 10-32 x 5/8"	43256-S8	8	8	8	8	8	8	8	8	8	8	8	8
COVER - ACCELERATOR PUMP - LESS LINK	B8A 9528-A	1	1	1									
	C4AZ 9528-B				1	1	1	1	1	1	1	1	1
Screw & washer(cover to carb.)-No. 8-32 x 5/8"	43255-S8(U74)	4	4	4									
Screw (cover to carb.)-No. 8-32 x 9/16" fill. hd.	379436-S8B(UU43F)				4	4	4	4	4	4	4	4	4

• Not applicable to 1960/64 models

DESCRIPTION AND RESTRICTIONS	PART NUMBER	CARB. PARTS LISTS 17N THRU 17Z											
		N	P	Q	R	S	T	U	V	W	X	Y	Z
LINK - ACCELERATOR PUMP	C0AE 9529-A	1	1	1									
	C4AZ 9529-B				1	1	1	1	1	1	1	1	1
Pin (accelerator pump link to cover)- .187" x .50" diameter roll	353847-S8(NN109A)	1	1	1								1	
ROD - FAST IDLE CAM	C3AZ 9D530-A	1	1	1									
"From 1/15/65"	C4AZ 9D530-A				1	1	1	1	1	1	1	1	1
"Before 1/15/65"							1	1	1	1	1	1	1
Retainer (fast idle cam rod)-"C" washer	351825-S(XX9)	2	2	2	2	2	2	2	2	2	2	2	2
COMPENSATOR - HOT IDLE	C0LE 9B532-B	1	1	1	1	1	1	1	1	1	1	1	1
Screw (hot idle compensator to air horn)- No. 8-32 x 3/4" fillister head	31093-S7-8(U52)	2	2	2	2	2	2	2	2	2	2	2	2
JET - MAIN METERING - PRIMARY	9533												
No. 56 - 0 to 5,000 ft. altitude	C1AZ 9533-D	2											
No. 54 - 5,000 to 10,000 ft. altitude	C1AE 9533-A	2											
No. 52 - 10,000 to 15,000 ft. altitude	C1AZ 9533-L	2											
No. 54 - 0 to 5,000 ft. altitude	C1AE 9533-A		2										
No. 52 - 5,000 to 10,000 ft. altitude	C1AZ 9533-L		2										
No. 50 - 10,000 to 15,000 ft. altitude	C1AZ 9533-N		2										
No. 48F - 0 to 5,000 ft. altitude	C3UZ 9533-D			2	2							2	
No. 46F - 5,000 to 10,000 ft. altitude	C3AZ 9533-G			2	2							2	
No. 44F - 10,000 to 15,000 ft. altitude	C3OZ 9533-G			2	2							2	
Tag codes C4AF-DK, EF													
No. 51F - 0 to 5,000 ft. altitude	C3DZ 9533-B					2							
No. 49F - 5,000 to 10,000 ft. altitude	C3DZ 9533-C					2							
No. 47F - 10,000 to 15,000 ft. altitude	C3UZ 9533-E					2							
Tag codes C4AF-DL, DU													
No. 50F - 0 to 5,000 ft. altitude	C3UZ 9533-C					2	2						
No. 48F - 5,000 to 10,000 ft. altitude	C3UZ 9533-D					2	2						
No. 46F - 10,000 to 15,000 ft. altitude	C3AZ 9533-G					2	2						
JET - MAIN METERING - SECONDARY	9533												
No. 63 - 0 to 5,000 ft. altitude	C1AE 9533-C	2											
No. 61 - 5,000 to 10,000 ft. altitude	C1AZ 9533-R	2											
No. 59 - 10,000 to 15,000 ft. altitude	C1AZ 9533-T	2											
Tag code C3AF-BV													
No. 62 - 0 to 5,000 ft. altitude	C1AE 9533-D		2										
No. 60 - 5,000 to 10,000 ft. altitude	C1AZ 9533-S		2										
No. 58 - 10,000 to 15,000 ft. altitude	C1AZ 9533-U		2										
Tag code C3AF-BZ													
No. 63 - 0 to 5,000 ft. altitude	C1AE 9533-C		2										
No. 61 - 5,000 to 10,000 ft. altitude	C1AZ 9533-R		2										
No. 59 - 10,000 to 15,000 ft. altitude	C1AZ 9533-T		2										
No. 57F - 0 to 5,000 ft. altitude	C3OZ 9533-A			2									
No. 55F - 5,000 to 10,000 ft. altitude	C3UZ 9533-B			2									
No. 53F - 10,000 to 15,000 ft. altitude	C3DZ 9533-A			2									
Tag codes C4AF-DH, DV													
No. 57F - 0 to 5,000 ft. altitude	C3OZ 9533-A				2								
No. 55F - 5,000 to 10,000 ft. altitude	C3UZ 9533-B				2								
No. 53F - 10,000 to 15,000 ft. altitude	C3DZ 9533-A				2								
Tag codes C4AF-DJ, DY													
No. 58F - 0 to 5,000 ft. altitude	C3GY 9533-A				2								
No. 56F - 5,000 to 10,000 ft. altitude	C3GY 9533-D				2								
No. 54F - 10,000 to 15,000 ft. altitude	C3GY 9533-C				2								
No. 67F - 0 to 5,000 ft. altitude	C3TZ 9533-D					2		2	2			2	
No. 65F - 5,000 to 10,000 ft. altitude	C3TZ 9533-A					2		2	2			2	
No. 63F - 10,000 to 15,000 ft. altitude	C3AZ 9533-B					2		2	2			2	
No. 61F - 0 to 5,000 ft. altitude	C3TZ 9533-C											2	
No. 59F - 5,000 to 10,000 ft. altitude	C3OZ 9533-B											2	
No. 57F - 10,000 to 15,000 ft. altitude	C3OZ 9533-A											2	

• Not applicable to 1960/64 models

DESCRIPTION AND RESTRICTIONS	PART NUMBER	CARB. PARTS LISTS 17N THRU 17Z												
		N	P	Q	R	S	T	U	V	W	X	Y	Z	
LEVER - CHOKE CONTROL	C3AZ 9A535-A	1	1	1									1	
GASKET - BOOSTER VENTURI SUPPORT	B8AZ 9A536-A	2	2	2	2	2	2	2	2	2	2	2	2	2
LEVER - FAST IDLE ADJUSTING	B9A 9538-A	1	1	1										
	C4AZ 9538-A				1	1	1	1	1	1	1	1	1	1
Nut (lever to throttle shaft)-No.10-32 hex.	34079-S7(M163)	1	1	1	1	1	1	1	1	1	1	1	1	1
Lockwasher-No. 10	34903-S8(X96)	1	1	1	1	1	1	1	1	1	1	1	1	1
SPRING-ACCELERATOR PUMP OVERTRAVEL	B8AZ 9A538-A	1	1	1	1	1							1	
SCREW - FAST IDLE ADJUSTING	C4AZ 9B538-A	1	1	1	1	1	1	1	1	1	1		1	1
No. 10-32 x 1, 12"														
NEEDLE - IDLE ADJUSTING	C8AZ 9541-C	2	2	2	2	2	2	2	2	2	2	2	2	2
ROD - ACCELERATOR PUMP LINK TO THROTTLE LEVER - service pkg. includes (5) pieces 375894-S7 clip	C0AZ 9B542-A	1	1	1										
	C4AZ 9B542-A				1	1	1	1	1	1	1	1	1	1
Clip (accel. pump link to throttle lever rod to overtravel pump lever)	375894-S7-8(GG215)	1	1	1	1	1	1	1	1	1	1	1	1	1
PLATE - CHOKE	C2AZ 9545-A	1	1	1	1	1	1	1	1	1	1	1	1	1
Screw (choke plate)-No. 6-32 x .31" pan head- (use with steel shaft)	378360-S2(UU81J)	2	2	2	2	2	2	2	2	2	2	2	2	2
SHAFT AND LEVER - CHOKE - brass shaft	*C2AZ 9546-C	1	1	1										
Steel shaft	C2AZ 9546-D	1	1	1										
	C4MY 9546-A				1	1								
	C5AZ 9546-B						1	1	1	1	1	1	1	1
DASHPOT	C1AZ 9B549-A		1	1	1	1		1		1	1			
Nut-5/16"-24	33923-S7(M32)		1	1	1	1		1		1	1			
Lockwasher-5/16"	34806-S7(X64)		2	2	2	2				2				
FLOAT - primary	C1AZ 9550-A	1	1	1	1	1							1	
Secondary	C6AZ 9550-C	1	1	1	1	1	1	1	1	1	1	1	1	1
BRACKET - DASHPOT MOUNTING	B8AZ 9B550-B		1	1	1	1		1		1	1			
Screw and washer (dashpot mounting bracket to carb.)-No. 10-32 x 1/2"	43252-S8(U77)		1	1	1	1		1		1	1			
PLATE - AIR DISTRIBUTION	C3MY 9F553-A							1						1
PIN - FLOAT HINGE	B8A 9558-A	2	2	2	2	2	2	2	2	2	2	2	2	2
SWIVEL - CHOKE PLATE ADJUSTING	C5AZ 9F558-A							1	1	1	1	1	1	1
DIAPHRAGM - ACCELERATOR PUMP	C2AZ 9B559-A	1	1	1	1									
	C4AZ 9B559-A				1	1	1	1	1	1	1	1	1	1
GASKET - FLOAT BOWL	C2SZ 9561-A	1	1	1	1	1	1	1	1	1	1	1	1	1
GASKET - ECONOMIZER COVER	B7A 9563-A	1	1	1	1	1	1	1	1	1	1	1	1	1
VALVE AND SEAT - FUEL INLET - includes (1) B7A 9569-A gasket and (1) B7AZ 9599-B retainer	*C2AZ 9564-B	2	2	2										
	C2AZ 9564-D	2	2	2	2	2	2	2	2	2	2	2	2	2
ECONOMIZER	9A565													
0 to 5, 000 ft. altitude	C0AZ 9A565-A	1	1	1	1	1	1	1	1	1	1	1	1	1
5, 000 to 10, 000 ft. altitude-ident. color "Green"	C0AZ 9A565-B	1	1	1	1	1	1	1	1	1	1	1	1	1
10, 000 to 15, 000 ft. altitude-ident. color "Yellow"	C3AZ 9A565-D	1	1	1	1	1	1	1	1	1	1	1	1	1

* Not applicable to 1960/64 models

DESCRIPTION AND RESTRICTIONS	PART NUMBER	CARB. PARTS LISTS 17N THRU 17Z											
		N	P	Q	R	S	T	U	V	W	X	Y	Z
FILLER - ACCELERATOR PUMP CAVITY	C3OZ 9F565-A	1	1	1									
GASKET - HOT IDLE COMPENSATOR	C0LE 9B567-A	1	1	1	1	1	1	1	1	1	1	1	1
GASKET - FLOAT VALVE SEAT	B7A 9569-A	2	2	2	2	2	2	1	1	1	1	1	1
BUSHING - ACCELERATOR PUMP OVERTRAVEL-SPRING	C3AZ 9F569-A	1	1	1	1	1					1		
SPRING - PRIMARY FLOAT DAMPENER	C3AZ 9F570-A	1	1	1	1	1	1	1	1	1	1	1	1
SPRING - SECONDARY FLOAT DAMPENER	C3AZ 9F571-A	1	1	1	1	1	1	1	1	1	1	1	1
RETAINER - accelerator pump check valve - 1/4"-28 thread	B8A 9575-A	1	1	1									
Secondary vacuum control valve spring)-.133" O.D. x .06" thick	B8AZ 9575-B	1	1	1	1	1							1
Washer (accel.pump valve return gasket)-1/4"flat	374818-S(XX97A)	1	1	1									
HOUSING ASSY. - CHOKE - service pkg. Includes (1) B8A 9853-A gasket	C6AZ 9A575-A	1	1	1	1	1	1	1	1	1	1	1	1
Screw and washer (housing assy. -choke to main body)-No. 8-32 x 1.76" fillister head	378547-S7-8(BB61B)						3	3	3	3	3	3	3
BALL - SECONDARY VACUUM CHECK VALVE - 1/8" diameter	78 9576	1	1	1	1	1	1	1	1	1	1	1	1
VALVE - ACCELERATOR PUMP CHECK	C4AZ 9576-A				1	1	1	1	1	1	1	1	1
Screw (lever adjusting)-No. 6-32 x .75"hex.hd.	372307-S(BB527)				1								
SCREW - PUMP DISCHARGE NOZZLE	C0AZ 9577-A	1	1	1	1	1	1	1	1	1	1	1	1
Washer-1/4" flat (buna coated aluminum)	374370-S(XX94A)	1	1	1	1	1		1	1	1	1	1	1
LEVER - FAST IDLE CAM	C3AZ 9F577-A	1	1	1									
Nylon	C4AZ 9F577-B				1	1	1	1	1	1	1	1	1
Screw (lever adjusting)-No. 6-32 x .75" hex.hd.	372307-S(BB527)					1	1	1	1	1	1	1	1
SPRING - secondary vacuum control valve - 16 coils-. 11" O.D. -. 375" long	B8A 9578-A	1	1	1	1	1							
Fast idle adjusting lever-4 1/2 coils- . 20" I.D. -. 58" long	B8A 9578-B	1	1	1	1	1	1	1	1	1	1	1	1
Idle adjusting needle	*40 9578	2	2	2	2	2	2	2	2	2	2	2	2
Screw (normal idle adjusting)-No. 10-32 x 1" hex. slotted head	355107-S7(BB536)	1	1	1	1	1	1	1	1	1	1	1	1
PIN - FAST IDLE ADJUSTING LEVER	B9A 9579-B	1	1	1	1	1	1	1	1	1	1	1	1
SHAFT & LEVER - THROTTLE- service pkg. includes (1) 378360-S2 screw	B8AZ 9581-D	1	1	1	1	1							
Pin (lever to carb.)-3/16" x 11/16" spring	353848-S8(NN71)	1	1	1	1	1	1	1	1	1	1	1	1
PLATE - THROTTLE - Primary	B8A 9585-F	2	2	2	2	2	2	2	2	2	2	2	2
Secondary	B8A 9585-G	2	2	2	2	2	2	2	2	2	2	2	2
Screw (throttle plate)-No. 8-32 x .38" fill. hd. - (use with steel shaft)	378361-S2(UU43D)	8	8	8	8	8	8	8	8	8	8	8	8
MAGNET - CHOKE PLATE	C2SZ 9E585-A			1									
SCREW - CHOKE PLATE -No. 6-32 oval hd. - (use with brass shaft)	B9A 9586-A	2	2	2									
Screw (throttle plate)-No. 8-32 x .42" oval hd. - tubular-(use with brass shaft)	B7A 9586-E	8	8	8									
GASKET - ECONOMIZER	C2AZ 9A588-B	1	1	1	1	1	1	1	1	1	1	1	1

* Not applicable to 1960/64 models

DESCRIPTION AND RESTRICTIONS	PART NUMBER	CARB. PARTS LISTS 17N THRU 17Z												
		N	P	Q	R	S	T	U	V	W	X	Y	Z	
SPRING - THERMOSTATIC CHOKE - 8 coils	C2AZ 9A590-A C2SZ 9A590-A	1	1											
LEVER AND SHAFT - SECONDARY THROTTLE PLATE - steel shaft	B8AZ 9A592-E	1	1	1	1	1	1	1	1	1	1	1	1	
ROD - SECONDARY DIAPHRAGM CONTROL Retainer (rod to lever)	B8A 9596-A 353610-S8(NN126)	1	1	1	1	1	1	1	1	1	1	1	1	
CAM - FAST IDLE	C1AZ 9597-A C1AZ 9597-B C4GY 9597-A	1		1										
"Before 1/15/65"					1	1								
"From 1/15/65"	C5AZ 9597-D						1	1	1	1	1	1	1	
Retainer (fast idle cam)-"C" washer	351825-S(XX9)	1	1	1	1	1	1	1	1	1	1	1	1	
RETAINER - FLOAT LEVER SHAFT	B7AZ 9599-B	2	2	2	2	2	2	2	2	2	2	2	2	
ROD - thermostatic choke lever	C1AZ 9A599-A	1	1	1										
Choke control	C4AZ 9A599-A				1	1								
Choke control	C5AZ 9A599-B						1	1	1	1	1	1	1	
Retainer (rod to carburetor)	353610-S8(NN126)	1	1	1	2	2								
Ring (rod to shaft & lever)-1/8" retaining	377918-S8B(XX14F)						1	1	1	1	1	1	1	
SPRING - PUMP LEVER RETURN	B8AZ 9636-A	1	1	1	1	1	1	1	1	1	1	1	1	
SHAFT AND LEVER - CHOKE HOUSING	C3AZ 9A753-A C4AZ 9A753-B	1	1	1	1									
Retainer (shaft and lever to choke housing)-"C" washer	353862-S8(XX10)	1	1	1							1			
Nut (shaft and lever to housing)-No. 8-36 hex.	355829-S7(MM15)	1	1	1								1		
Lockwasher-No. 8	34802-S7(X59)	1	1	1								1		
LINER - THERMOSTATIC CHOKE LEVER BUSHING	C2AZ 9A756-A	1	1	1										
LEVER AND BUSHING - THERMOSTATIC CHOKE	C3AZ 9A757-A	1	1	1										
WASHER - CHOKE ROD SEAL -.66" long-.50" wide-.015" thick-.18" diam.hole (brass)-use with B7AZ 9B501-A seal	C4AZ 9C771-A	2	2	2	2	2	2	2	2	2	2	2	2	
SPACER - THERMOSTATIC CHOKE SHAFT	B7AZ 9812-A	1	1	1										
PISTON ASSY. - CHOKE -	C6AZ 9840-B				1	1	1	1	1	1	1	1	1	
CLAMP - THERMOSTATIC CHOKE HOUSING	B6A 9842-A C4AZ 9842-A	1	1	1										
Screw (clamp housing)-No. 8-32 x 1/2" fill.hd.	31061-S8(U50)				3	3	3	3	3	3	3	3	3	
Lockwasher-No. 8	34802-S7(X59)				3	3	3	3	3	3	3	3	3	
HOUSING - CHOKE THERMOSTAT - identified by letters "TK"-service pkg. includes (1) C1AZ 9871-A gasket	C0AE 9848-B	1	1	1										
Identified by letters "TN"-service pkg. includes (1) C1AZ 9871-A gasket - tag codes C4AF-DH, DK, DV, EF	C4AZ 9848-A				1	1								
Identified by letters "TO"-service pkg. includes (1) C1AZ 9871-A gasket-tag codes C4AF-DJ, DL, DU, DY	C4AZ 9848-B				1	1								
Identified by letters "TT"-service pkg. includes (1) C1AZ 9871-A gasket	C5AZ 9848-C						1	1	1	1	1	1	1	
Screw (clamp to housing)-No. 8-32 x 1/2" fill. hd.	31061-S8(U50)						3				3			
Lockwasher-No. 8	34802-S7(X59)						3				3			

* Not applicable to 1960/64 models

DESCRIPTION AND RESTRICTIONS	PART NUMBER	CARB. PARTS LISTS 17N THRU 17Z											
		N	P	Q	R	S	T	U	V	W	X	Y	Z
HOUSING AND PLUGS - CHOKE - use with tag code C3AF-BY Use with tag code C3AF-BU	C3AZ 9849-A	1	1										
	C3AZ 9849-B	1	1	1									
	C4AZ 9849-A					1	1						
Screw (choke control housing to body)- No. 8-32 x 1 5/8" fillister head	26576-S7-8(U168B)	3	3	3									
Lockwasher-No. 8	34802-S7(X59)	3	3	3									
Washer-No. 8-flat	359113-S(XX46)			3									
Screw and washer (housing and plugs to main body)-No. 8-32 x 1.76" fillister head	378547-S7-8(BB61B)					3	3						
KIT - THERMOSTATIC CHOKE INSTALLATION With this kit the following parts must be used- 1-C3AZ 9D530-A rod, 1-C1AZ 9A599-A rod, 1-375894-S7-8 clip	C2AZ 9850-D	1	1										
Screw (choke plate pulldown adjusting)- No. 10-32 x .62" set	378273-S7-8(UU26J)	1	1	1									
GASKET - THERMOSTATIC CHOKE HOUSING	B8A 9853-A	1	1	1	1	1	1	1	1	1	1	1	1
SHIELD - CHOKE THERMOSTAT	B8A 9861-A	1	1	1									
Screw and washer (shield to housing)- No. 8-32 x 3/8" fillister head	C4AZ 9861-A 43248-S8(U72)	1	1	1	2	2	2	2	2	2	2	2	2
GASKET - THERMOSTATIC CHOKE HOUSING	C1AZ 9871-A	1	1	1	1	1	1	1	1	1	1	1	1
SCREW - CHOKE HOUSING COVER	C3AZ 9B874-A	3	3	3									
LEVER - ACCELERATOR PUMP OVERTRAVEL -service pkg. includes (1) C3AZ 9F569-A bushing	B8AZ 9919-A	1	1	1	1	1						1	
Retainer (pump overtravel lever to throttle shaft)-"C" washer	374035-S(XX31C)	1	1	1	1	1						1	
Ring (lever to shaft)-1/8" retaining	377918-S8B(XX14F)				1	1							
COVER - ECONOMIZER VALVE	B7A 9930-A	1	1	1	1	1	1	1	1	1	1	1	1
Screw & washer (economizer valve cover to main body)-No. 8-32 x 3/8" fillister head	43248-S8(U72)			4	4	4	4	4	4	4	4	4	4
Screw (economizer valve cover to main body)- No. 8-32 x 1/2" fillister head	31061-S8(U50)	4	4										
Lockwasher-No. 8	34802-S7(X59)	4	4										
SCREEN - FILTER	B7A 9938-A	1	1	1									
TUBE - SECONDARY THROTTLE CONTROL VACUUM - standard size-use with new air horn only	B8A 9997-A	1	1	1	1	1	1	1	1	1	1	1	1
.002" O/S - use as service replacement for B8A 9997-A tube only	B8A 9997-B	1	1	1	1	1	1	1	1	1	1	1	1

• Not applicable to 1960/64 models

DESCRIPTION AND RESTRICTIONS	PART NUMBER	CARB. PARTS LISTS 18A THRU 18M												
		▲A	▲B	C	D	E	F	G	H	J	K	L	M	
GASKET SET -services (1) carb. only	B8AZ 9502-C	1	1	1	1									
REPAIR KIT - services complete 3 carb. installation	C1AZ 9590-H		1	1	1									
Services complete 3 carb. installation	C1AZ 9590-K	1												
Connector (hose-used as fuel inlet fitting)	372165-S(II-191J)	1	1	1	1									
Stud-5/16"-18 & 5/16"-24 x 1.30"	357428-S7-8(WW14)	4	4											
Stud-5/16"-18-24 x 1.50"	★ 88391-S8			9	3									
Stud-5/16"-18 & 5/16"-24 x 1 3/4"	88411-S7(W9)			3	1									
Nut-5/16"-24	351089-S8(MM20)	4	4	4	4									
Nut-5/16"-24	33798-S8(M62)				4									
Lockwasher-5/16"	34806-S7(X64)	4	4	4										
SEAL - FAST IDLE ROD	C1AE 9B501-A	1		1										
LEVER - ACCELERATOR PUMP OPERATING	B8AZ 9A506-A	1	1	1	1									
Screw (accelerator pump lever adjusting)- No. 10-32 x .50" hex. head slotted	370050-S2(BB537)	1	1	1	1									
Sleeve-nut (accelerator pump lever adjusting)- No. 10-32 x .26"	370052-S2(MM219)	1	1	1	1									
BOWL AND PLUGS - FLOAT	C1AZ 9A507-B	1		1										
	C1AZ 9A507-C		1		1									
Screw (fuel bowl and plugs to carb. main body)- No. 12-24 x 2.56"	359747-S2(BB809)	4	4	4	4									
BODY AND PLUGS - MAIN METERING	C1AZ 9A511-A	1												
	C1AZ 9A511-B		1											
	C2SZ 9A511-A			1										
	★ C2SZ 9A511-B				1									
BODY - MAIN	C1AZ 9512-G	1												
	C1AZ 9512-H		1		1									
	C2SZ 9512-B			1										
GASKET - THROTTLE BODY TO MAIN BODY	EDC 9516-A	1	1	1	1									
VALVE - ACCELERATOR PUMP DISCHARGE NEEDLE	B9TE 9A516-A	1	1	1	1									
BAFFLE - FLOAT BOWL - PRIMARY	B8AZ 9A517-A	1	1	1	1									
BODY AND SHAFT - THROTTLE	C1AZ 9518-B	1												
	C1AZ 9518-A		1											
	★ C2SZ 9518-A			1										
	★ C2SZ 9518-B				1									
Screw and washer (throttle body to main body)- No. 12-24 x .81" fillister head	359736-S2(BB67)	5	5	5	5									
GASKET - MAIN METERING BODY - PRIMARY	B9TZ 9A518-A	1	1	1	1									
SPRING - FLOAT	B9TE 9A519-B	1	1											
GASKET - valve seat lock screw	B9TE 9A522-A	2	2	2	2									
Valve seat adjusting nut	B9TE 9A522-B	2	2	2	2									
CAM - ACCELERATOR PUMP DIAPHRAGM	B7AZ 9526-B	1	1	1	1									
Screw (cam to throttle shaft and lever)- No. 6-20 x 1/2" pan head slotted-tapping	375557-S7-8(UU82)	1	1	1	1									

▲ Parts lists identified by symbol are also used with 406 engines.

DESCRIPTION AND RESTRICTIONS	PART NUMBER	CARB. PARTS LISTS														
		18 A	THRU	18 M	▲A	▲B	C	D	E	F	G	H	J	K	L	M
KIT - ACCELERATOR PUMP COVER - consists of the following- 1-B8A 9528-B cover,4-43250-S screw & washer & 4-359757-S2 screw and washer Screw and washer (cover to carb.)- No. 8-32 x 5/8"	B8A 9528-B	1	1	1	1											
	43255-S8(U74)	4	4	4	4											
LINK - ACCELERATOR PUMP	C2DZ 9529-A		1		1											
JET - MAIN METERING No. 61 - 0 to 5,000 ft. altitude No. 66 - 0 to 5,000 ft. altitude No. 57 - 0 to 5,000 ft. altitude No. 60 - 0 to 5,000 ft. altitude	B4Q 9533-A	2														
	8MB 9533-B		2													
	26H 9533			2												
	1GA 9533-C				2											
LEVER - FAST IDLE PICK UP	B7AZ 9A535-C	1		1												
LEVER - FAST IDLE ADJUSTING Screw (fast idle adjusting)- No. 8-32 x .63" hex. slotted head-pilot point Screw and lockwasher (lever to main body)- No. 10-32 x 3/8"	B7A 9538-A	1		1												
	372242-S7-8(BB411)	1		1												
	42802-S8(U33)	1		1												
NEEDLE - IDLE ADJUSTING	B7A 9541-A	2	2	2	2											
PLATE - CHOKE - R. H.	B7A 9545-B	1		1												
SHAFT AND LEVER - CHOKE	B7A 9546-B	1		1												
DASHPOT Nut-5/16"-24 Lockwasher-5/16"	C1AZ 9B549-A				1											
	33923-S7(M32)				1											
	34806-S7(X64)				1											
FLOAT Retainer (float bowl)	B9TE 9550-A	1	1	1	1											
	351826-S(XX2)	1	1	1	1											
BAFFLE - METERING BODY VENT	B8A 9553-C	1	1	1	1											
DIAPHRAGM - ACCELERATOR PUMP	C0AE 9B559-D	1	1	1	1											
GASKET - FLOAT BOWL - PRIMARY	B8A 9561-C	1	1	1	1											
PLUG - FLOAT HOUSING FUEL LEVEL CHECK - 5/16"-24 x 1/4" slotted	B7T 9562-A	1	1	1	1											
VALVE AND SEAT - FUEL INLET Screw (fuel valve adjusting nut lock)- 1/4"-32 x .33" Nut (fuel valve adjusting)-5/16" x 3/8"	C1AZ 9564-A	1	1	1	1											
	373246-S(BB660)	1	1	1	1											
	372426-S8B(MM168)	1	1	1	1											
ECONOMIZER - STAMPED No. 65	B8AZ 9A565-A	1		1												
RETAINER - PUMP OPERATING LEVER - SPLIT - serviced in 9590 kit	B2A 9568-B	1	1	1	1											
SPRING - FAST IDLE CAM LEVER	B7AZ 9B569-A	1		1												
SPRING - PUMP LEVER ADJUSTING SCREW	B7A 9571-A	1	1	1	1											
CUP - PUMP PISTON	C2DZ 9572-B			1												
NOZZLE - PUMP DISCHARGE Screw (pump discharge nozzle)- No. 12-24 x 3/4" oval head	B8A 9577-B	1	1	1	1											
	★ 50420-S7	1	1	1	1											

▲ Parts lists identified by symbol are also used with 406 engines.

DESCRIPTION AND RESTRICTIONS	PART NUMBER	CARB. PARTS LISTS														
		18 A	THRU	18 M	▲A	▲B	C	D	E	F	G	H	J	K	L	M
SPRING - THROTTLE STOP SCREW - 4 1/2 coils-.20" I.D. -.58" long	B8A 9578-B	1	1	1	1											
Fast idle cam lever screw	★40 9578	1		1												
Screw (throttle stop)-No. 10-32 x 1" fillister hd.	31676-S(U57)	1	1	1												
GASKET - PUMP DISCHARGE NOZZLE AND PUMP DISCHARGE SCREW	B7AE 9580-A	2	2	2	2											
SHAFT AND LEVER - THROTTLE	C1AZ 9581-B	1														
	C1AZ 9581-A		1		1											
	C2SZ 9581-A			1												
PLATE - THROTTLE - primary	B8A 9585-A	2	2	2												
	★C2SZ 9585-A				2											
SCREW - throttle plate	B8A 9586-A	4	4	4	4											
Choke plate (No. 6-32 oval head)	B9A 9586-A	2														
GASKET - ECONOMIZER - serviced in kit 9502	★A8AZ 9A588-A	1	1	1	1											
	B7AZ 9A588-A	1	1	1												
GASKET - FLOAT BOWL SCREW	B7A 9592-A	4	4	4	4											
CAM - FAST IDLE	B8S 9597-A	1			1											
ROD - CHOKE CONTROL	B7AZ 9A599-B	1			1											
Retainer (rod to carburetor)	353610-S8(NN126)	2			2											
"O" RING - SECONDARY VENTURI TUBE - serviced in kit 9502	B6A 9609-A	1	1	1	1											
SEAL - IDLE ADJUSTING NEEDLE	B7A 9634-A	2	2	2	2											
SPRING - ACCELERATOR PUMP DIAPHRAGM RETURN	B7A 9636-B	1	1	1	1											
SHAFT AND LEVER - CHOKE HOUSING	B7AZ 9A753-B	1		1												
Nut (shaft and lever to housing)-No. 8-36 hex.	355829-S7(MM15)	1														
Lockwasher-No. 8	34802-S7(X59)	1														
PISTON LEVER AND LINK - THERMOSTATIC CHOKE	★C1AZ 9A796-A	1		1												
SPACER - SECONDARY THROTTLE PLATE CONTROL LEVER	B5AZ 9812-A	1		1												
CLAMP - THERMOSTATIC CHOKE HOUSING	B6A 9842-A	1		1												
Screw (clamp housing)-No. 8-32 x 1/2"	31061-S8(U50)	3		3												
Lockwasher-No. 8	34802-S7(X59)	3		3												
HOUSING - CHOKE THERMOSTAT - service pkg. includes gasket	B8A 9848-A	1		1												
HOUSING AND PLUGS - CHOKE	C0AE 9849-C	1		1												
Screw and washer (choke housing to main body)-	359737-S(BB59)	3		3												
GASKET - CHOKE THERMOSTATIC CONTROL	B7A 9853-B	2		2												
GASKET - THERMOSTATIC CHOKE HOUSING	C8OZ 9871-A	1		1												
SCREEN - FILTER	B8A 9938-A	1	1	1	1											

▲ Parts lists identified by symbol are also used with 406 engines.

DESCRIPTION AND RESTRICTIONS	PART NUMBER	CARB. PARTS LISTS 20A THRU 20M												
		A	B	C	D	E	F	G	H	J	K	L	M	
GASKET SET	B7AZ 9502-G		1	1	1	1	1	1	1	1		1	1	1
KIT - TUNE UP	B9AZ 9A586-D							1						
REPAIR KIT	C0AZ 9590-M C6AZ 9590-A	1	1	1	1	1	1							
Connector (distributor vacuum tube to carb.)- 1/8" pipe thread	358165-S(II-65)					1	1		1					
Connector (fuel inlet fitting)	372165-S(II-191J)		1	1	1				1		1			
Connector (fuel inlet fitting)	374624-S(II-152)	1				1	1							
Plug (spark hole)-1/8" hex. socket head	87708-S(P14)				1								1	
"O" RING - FLOAT BOWL TUBE CONNECTOR SEAL	B5A 9229-A	2	2	1	1				2					
GASKET - FUEL INLET FITTING	C2AZ 9229-A	1	1	1	1				1					
HOUSING AND PLUGS - SECONDARY THROTTLE	B7A 9501-A	1	1	1	1	1	1	1	1	1	1	1	1	1
Screw and washer (housing to throttle body)- No. 8-32 x 1"	43407-S8(U76)	3	3	3	3	3	3	3	3	3	3	3	3	3
TUBE - BALANCE - .156" O.D. - 7.56" long	EDC 9A501-A		1	1	1	1	1							
Washer (balance tube)-No. 6-flat-.307" O.D. - .165" I.D. x .015" thick	372239-S(XX44)		2	2	2	2	2							
SEAL - FAST IDLE ROD	C1AE 9B501-A	1	1	1	1	1	1	1	1					
DIAPHRAGM - SECONDARY THROTTLE	B8A 9503-A B7T 9503-A	1	1	1	1	1	1		1			1	1	1
Washer (diaphragm link to lever)-"C" retainer	351825-S(XX9)	1	1	1	1	1	1	1	1	1	1	1	1	1
SPRING - SECONDARY THROTTLE DIAPHRAGM RETURN	B5AZ 9B504-A	1				1	1	1			1			
ROD - SECONDARY THROTTLE CONTROL	B7AZ 9B504-C		1	1	1					1		1	1	1
Retainer (rod to shaft)-spring-.44" long	B7AZ 9C504-A	1	1	1	1	1	1	1	1	1	1	1	1	1
Washer-.129"/.134" flat	353610-S8(NN126)	2	2	2	2	2	2	2	2	2	2	2	2	2
Washer-.129"/.134" flat	353854-S8(XX64)	1	1	1	1	1	1	1	1	1	1	1	1	1
LEVER - ACCELERATOR PUMP OPERATING	B8AZ 9A506-A	1	1	1	1	1	1	1	1	1	1	1	1	1
Screw (accelerator pump lever adjusting)- No. 10-32 x .50" hex. head slotted	370050-S2(BB537)	1	1	1	1	1	1	1	1	1	1	1	1	1
Sleeve nut (accel. pump lever adjusting)- No. 10-32 x .26"	370052-S2(MM219)	1	1	1	1	1	1	1	1	1	1	1	1	1
COVER - SECONDARY THROTTLE DIAPHRAGM	C3AZ 9507-A		1	1	1				1					
Screw and washer assy. (diaphragm cover to carb.)-No. 8-32 x 5/8"	B7A 9507-B 43255-S8(U74)	1	4	4	4	4	4	4	4	4	4	4	4	4
BOWL AND PLUGS - FLOAT - primary	C0AE 9A507-A		1	1		1	1							
	C3AZ 9A507-A	1			1									
	B9TE 9A507-C								1					
	C6AZ 9A507-A													
Screw (fuel bowl and plugs to carb. main body)- No. 12-24 x 2.56"	359747-S2(BB809)	4	4	4	4	4	4	4	4	4	8	4	4	4
Plug (fuel bowl)-1/8"-27 pipe	87650-S(P12)										1			
BOWL AND PLUGS - FLOAT - secondary Use with fuel inlet adjustable needle & seat only	B9AZ 9A508-A		1	1	1		1							
	C3AZ 9A508-A	1						1						
	C6AZ 9A508-A								1					
Screw (secondary bowl and plugs to carb. main body)-No. 12-24 x 1.88" special head	372238-S7-8(BB811)		4	4	4	4	4	4	4					
Screw (secondary bowl & plugs to carb. main body)-No. 12-24 x 2.56"	359747-S2(BB809)	4								4	4	4	4	4

• Not applicable to 1960/64

DESCRIPTION AND RESTRICTIONS	PART NUMBER	CARB. PARTS LISTS 20A THRU 20M												
		A	B	C	D	E	F	G	H	J	K	L	M	
BUSHING - SECONDARY THROTTLE SHAFT Center	B7AZ 9B508-A B8AZ 9B508-A	3 1	3 1	3 1	3 1	3 1	3 1	3 1	3 1	3 1	3 1	3 1	3 1	
BODY & PLUGS-MAIN METERING PRIMARY	C0AE 9A511-A B9LE 9A511-A C3AZ 9A511-A C4AZ 9A511-A C5AZ 9A511-A		1	1			1	1			1			
BODY - MAIN	C3AZ 9512-C C1AZ 9512-B C3AZ 9512-A C3AZ 9512-B		1	1			1		1					
BODY - MAIN METERING SECONDARY - stamped No. 10 Stamped No. 11 Stamped No. 3814 Stamped No. 20 Screw (secondary metering body to carb. main body)-No. 8-32 x .56" flat head-cross recess	C0AZ 9A513-A C1AZ 9A513-A C3AZ 9A513-A C6AZ 9A513-A 372243-S7-8(BB110)		1	1		1	1				1			
PLATE - MAIN METERING	B8A 9514-A		1	1	1	1	1	1						
GASKET - THROTTLE BODY TO MAIN BODY	B8S 9516-A C3AZ 9516-A		1	1	1	1	1		1		1	1	1	
VALVE - ACCELERATOR PUMP DISCHARGE NEEDLE	B9TE 9A516-A	1	1	1	1	1	1	1	1	1	1	1	1	
BAFFLE - FLOAT BOWL - primary Secondary Secondary	B8AZ 9A517-A ★B8AZ 9A517-B B9TE 9A517-B	1 1 1	1	1	1	1	1	1	1		1	1	1	
BODY AND SHAFT - THROTTLE	C3AZ 9518-B C3AZ 9518-A C4AZ 9518-A B9LE 9518-A C6AZ 9518-A		1	1			1	1						
Screw and washer (throttle body to main body)- No. 12-24 x .81" fillister head	359736-S2(BB67)	AR	AR	AR	AR	AR	AR	AR	AR	AR	AR	AR	AR	
GASKET - MAIN METERING BODY Primary Secondary	B9TZ 9A518-A B8AZ 9A518-A	2		1	1	1	1	1	1		2	2	2	
SPRING - FLOAT	B9TE 9A519-B	2	2	2	2	2	2	2		2				
GASKET - valve seat lock screw Valve seat adjusting nut	B9TE 9A522-A B9TE 9A522-B	2	2	2	2	2	2	2	2		2	2	2	
CAM - ACCELERATOR PUMP DIAPHRAGM OPERATING Screw (cam to throttle shaft and lever)- No. 6-20 x 1/2" pan head slotted-tapping	B7AZ 9526-B 375557-S7-8(UU82)	1	1	1	1	1	1	1	1	1	1	1	1	
KIT - ACCELERATOR PUMP COVER - consists of the following- 1-B8A 9528-B Cover,4-43250-S Screw & washer & 4-359757-S2 Screw and washer Screw and washer (cover to carb.)- No. 8-32 x 5/8"	B8A 9528-B 43255-S8(U74)	1	1	1	1	1	1	1	1		1	1	1	
JET - MAIN METERING - PRIMARY No. 64 - 0 to 5,000 ft. altitude No. 62 - 0 to 5,000 ft. altitude No. 66 - 0 to 5,000 ft. altitude No. 67 - 0 to 5,000 ft. altitude - 0 to 5,000 ft. altitude Secondary - No. 77 - 0 to 5,000 ft. altitude	1GA 9533-A 1GA 9533-B 8MB 9533-B B4C 9533-A C7AZ 9533-A C3AZ 9533-D							2						

• Not applicable to 1960/64 models

DESCRIPTION AND RESTRICTIONS	PART NUMBER	CARB. PARTS LISTS 20A THRU 20M												
		A	B	C	D	E	F	G	H	J	K	L	M	
TUBE-FLOAT BOWL CONNECTION .250" O. D. -6.00" long	B7A 9534-A B8A 9534-A	1												
LEVER - FAST IDLE ADJUSTING Screw (fast idle adjusting)-No. 8-32 x .63" hex. slotted head-pilot point Screw and lockwasher (lever to main body)- No. 10-32 x 3/8"	B8A 9538-B 372242-S7-8(BB411) 42802-S8(U33)	1	1	1	1	1	1	1	1	1	1	1	1	1
NEEDLE - IDLE ADJUSTING PLATE - CHOKE	B7A 9541-A B7A 9545-B C3AZ 9545-B	1	2	2	2	2	2	2	2	2	2	2	2	2
SHAFT AND LEVER - CHOKE DASHPOT Nut (dashpot to mounting brkt.)-5/16"-24	B7A 9546-B C1AZ 9B549-A 33923-S7(M32)	1	1	1	1	1	1	1	1	1	1	1	1	1
FLOAT Primary Primary and secondary Secondary	B9TE 9550-A B9TZ 9550-A C3AZ 9550-B	1	2	2		1		2	1		2			
FLOAT & LEVER ASSY. Retainer (float bowl)	C6AZ 9550-B 351826-S(XX2)									2		2	2	2
BAFFLE - METERING BODY VENT DIAPHRAGM - ACCELERATOR PUMP GASKET - FLOAT BOWL Primary Secondary	B8A 9553-C C0AE 9B559-D B8A 9561-C B8A 9561-D	1	1	1	1	1	1	1	1	1	1	1	1	1
PLUG - FLOAT HOUSING FUEL LEVEL CHECK - 5/16"-24 x 1/4" slotted	B7T 9562-A	2	2	2	2	2	2	2	2	2		2	2	2
VALVE AND SEAT - FUEL INLET Screw (fuel valve adjusting nut lock)- 1/4"-32 x .33" Nut (fuel valve adjusting)-5/16" x 3/8"	B9TE 9564-D C1AZ 9564-A 373246-S(BB660) 372426-S8B(MM168)		2	2										
ECONOMIZER - Stamped No. 85 Stamped No. 65	B8LY 9A565-A B8AZ 9A565-A		1	1					1	1	1	1	1	1
RETAINER - PUMP OPERATING LEVER - SPLIT - serviced in 9590 kit	B2A 9568-B	1	1	1	1	1	1	1	1	1	1	1	1	1
SPRING - PUMP LEVER ADJUSTING SCREW SCREEN - AIR VENT BALL - SECONDARY THROTTLE CHECK	B7A 9571-A C4TZ 9G574-A B5A 9576-A	1	1	1	1	1	1	1	1	1	1	1	1	1
NOZZLE - PUMP DISCHARGE Screw (pump discharge nozzle)- No. 12-24 x 3/4" oval head	B8A 9577-A C4AZ 9577-A * 50420-S7		1	1		1	1	1	1	1	1	1	1	1
SPRING - THROTTLE STOP SCREW - 4 1/2 coils - .20" I.D. - .58" long Screw (throttle stop)-No. 10-32 x 1.00" fill.hd.	B8A 9578-B 31676-S(U57)	1	1	1	1	1	1	1	1	1	1	1	1	1
GASKET - PUMP DISCHARGE NOZZLE AND PUMP DISCHARGE SCREW SHAFT AND LEVER - THROTTLE - primary	B7AE 9580-A C3AZ 9581-B C3AZ 9581-C B9AE 9581-B	2	2	2	2	2	2	2	2	2	2	2	2	2
LEVER - SECONDARY THROTTLE DIAPHRAGM Screw and washer (secondary throttle diaphragm lever)-No. 10-32 x 3/8"	B8A 9583-C 42802-S8(U33)	1	1	1	1	1	1	1	1	1	1	1	1	1

* Not applicable to 1960/64 models

DESCRIPTION AND RESTRICTIONS	PART NUMBER	CARB. PARTS LISTS 20A THRU 20M												
		A	B	C	D	E	F	G	H	J	K	L	M	
PLATE - THROTTLE - primary	B8A 9585-A		2	2										
	B8S 9585-A				2	2	2		2			2	2	
	C3AZ 9585-B	2						2					2	
Secondary	B8A 9585-H		2	2										
	C1AZ 9585-A				2	2	2		2		2	2	2	
	C3AZ 9585-C	2						2						
SCREW - throttle plate	B8A 9586-A	8	8	8	8	8	8	8	8	8	8	8	8	
Choke plate-No. 6-32-oval head Tag code C3AF-BK, C5AF-BD	B9A 9586-A	2	2	2		2	2		2	2	2	2	2	
GASKET - fuel level check plug - serviced in 9502 kit	*A8AZ 9A588-A	2	2	2	2	2	2	2	2		2	2	2	
Economizer or power valve	B7AZ 9A588-A	1	1	1	1	1	1	1	2	2	1	1	1	
GASKET - FLOAT BOWL SCREW	B7A 9592-A	8	8	8	8	8	8	8	8	8	8	8	8	
LEVER AND SHAFT - SECONDARY THROTTLE PLATE	B8AZ 9A592-C		1	1	1	1	1							
	C3AZ 9A592-A	1						1						
Screw (secondary throttle stop)-spread lock set- No. 8-32 x .36"	359749-S(UU17)	1	1	1	1	1	1	1	1	1	1	1	1	
CAM - FAST IDLE	B8S 9597-A	1	1	1	1	1	1	1	1	1				
ROD - CHOKE CONTROL Tag code C3AF-BK, C5AF-BD	B7AZ 9A599-B	1	1	1		1	1		1		1	1	1	
Retainer (rod to carburetor)	353610-S8(NN126)	1	1	1	1	1	1	1	1	1	1	1	1	
"O" RING - balance tube	B5A 9609-A		2	2	2	2	2							
Fuel valve seat-serviced in 9502 kit	B6A 9609-A	2	2	2	2	2	2	2			2	2	2	
SEAL - IDLE ADJUSTING NEEDLE	B7A 9634-A	2	2	2	2	2	2	2	2	2	2	2	2	
SPRING - ACCELERATOR PUMP DIAPHRAGM RETURN	B7A 9636-B	1	1	1	1	1	1	1	1	1	1	1	1	
SHAFT AND LEVER - CHOKE HOUSING	B7AZ 9A753-B	1	1	1	1	1	1	1	1	1	1	1	1	
END - THROTTLE SYNCHRONIZER ROD	PB8M 9767-B		1	1										
Retainer (rod end to carburetor)	353610-S8(NN126)		1	1										
SPACER - SECONDARY THROTTLE PLATE CONTROL LEVER Tag code C3AF-BK, C5AF-BD	B5AZ 9812-A	1	1	1		1	1		1		1	1	1	
PISTON - AUTOMATIC CHOKE Tag code C3AF-BK	B7A 9840-B		1	1		1	1							
	*B8S 9840-A				1				1					
Carburetor vacuum	C3AZ 9840-A	1									1			
Nut (piston to choke housing)-No. 8-36	355829-S7(MM15)	1	1	1	1	1	1	1	1	1	1	1	1	
Lockwasher-No. 8	34802-S7(X59)	1	1	1	1	1	1	1	1	1	1	1	1	
CLAMP - THERMOSTATIC CHOKE HOUSING Tag code C3AF-BK, C5AF-BD	B6A 9842-A	1	1	1		1	1		1	1	1	1	1	
Screw (clamp housing)-No. 8-32 x 1/2"	31061-S8(U50)	3	3	3	3	3	3	3	3	3	3	3	3	
Lockwasher-No. 8	34802-S7(X59)	3	3	3	3	3	3	3	3	3	3	3	3	
HOUSING - CHOKE THERMOSTAT - service pkg. includes gasket Tag code C3AF-BK, C5AF-BD	B8A 9848-A	1	1	1		1	1		1			1		
HOUSING AND PLUGS - CHOKE Tag code C3AF-BK	C0AE 9849-C	1	1	1		1	1			1				
Tag code C5AF-BD	C6AZ 9849-A				1				1					
Screw and washer (choke housing to main body)- No. 8-32 x 1.25"	359737-S(BB59)	3	3	3	3	3	3	3	3	3	3	3	3	
GASKET - choke thermostatic control Secondary diaphragm	B7A 9853-B	2	2	2	2	2	2	2	2	2	2	2	2	
GASKET - THERMOSTATIC CHOKE HOUSING	C8OZ 9871-A	1	1	1	1	1	1	1	1	1	1	1	1	
SCREEN - FILTER	B8A 9938-A	1	1	1	1	1	1	1			1	1	1	

* Not applicable to 1960/64 models

DESCRIPTION AND RESTRICTIONS	PART NUMBER	CARB. PARTS LIST 20N THRU 20Z											
		.N	.P	.Q	R	S	.T	.U	.V	.W	.X	.Y	.Z
GASKET SET	C8OZ 9502-G(CC-237)				1	1							
KIT - TUNE UP	C8OZ 9A586-C (CT-211)				1	1							
REPAIR KIT	C8OZ 9590-B				1	1							
Elbow (spark vacuum connector)	381719-S(II-10CA)	1	1		1	1	1	1	1	1	1		
Screw (secondary throttle stop)- spread lock set	359749-S(UU17)				1	1	1	1	1		1		
FILTER ASSY. - FUEL	C7OZ 9155-A(FG-19)	1	1	1	1	1	1	1	1				
FUEL INLET ADAPTOR - .88" I.D. - 1.06" O.D. -.017" thick	C6AZ 9229-A	3	3	3	3	3	3	3	3	3	3		
LIMITER - IDLE ADJUSTING NEEDLE	C8OZ 9J500-A (CM-923)				2	2	2	2	2	2	2		
HOUSING AND PLUGS - SECONDARY THROTTLE	B7A 9501-A	1	1		1	1	1	1	1				
Screw and washer (housing to throttle body)- No. 8-32 x 1"	43407-S8(U76)	3	3	3	3	3	3	3	3	3	3		
SEAL - FAST IDLE ROD	C1AE 9B501-A			1	1	1	1	1	1	1	1		
SPRING - SECONDARY THROTTLE DIAPHRAGM RETURN	B7AZ 9B504-C	1	1		1	1	1	1	1	1			
ROD - SECONDARY THROTTLE CONTROL Retainer (rod to shaft)-1/16"-3/4"	C8AZ 9C504-A 72015-S(N40)				1	1							
COVER - SECONDARY THROTTLE DIAPHRAGM	B7A 9507-B	1	1	1	1	1	1	1	1	1	1		
Screw and washer assy. (diaphragm cover to carb.)-No. 8-32 x 5/8"	43255-S8(U74)	4	4	4	4	4	4	4	4	4	4		
BOWL AND PLUGS - FLOAT - primary	C6AZ 9A507-A	1	1	1	1	1	1	1	1	1	1		
Screw (fuel bowl and plugs to carb. main body)- No. 12-24 x 2.56"	359747-S2(BB809)	4	4	4	4	4	4	4	4	4	4		
BOWL AND PLUGS - FLOAT - secondary	C6AZ 9A508-B	1	1	1	1	1	1	1	1	1	1		
Screw (secondary bowl & plugs to carb. main body)-No. 12-24 x 2.56"	359747-S2(BB809)	4	4	4	4	4	4	4	4	4	4		
BODY & PLUGS-MAIN METERING PRIMARY	C8OZ 9A511-D(CM-944)				1	1							
BODY-MAIN METERING SECONDARY	C8OZ 9A513-A				1	1							
ROD - FLOAT BOWL VENT	C6AZ 9A515-A	1	1	1	1	1	1	1	1	1	1		
GASKET-THROTTLE BODY TO MAIN BODY	C3AZ 9516-A				1	1							
VALVE - ACCELERATOR PUMP DISCHARGE NEEDLE	B9TE 9A516-A	1	1	1	1	1	1	1	1	1	1		
BAFFLE - FLOAT BOWL - primary	C6AZ 9A517-A	2	2	2	2	2	2	2	2	2	2		
Screw and lockwasher assy. (baffle and float to float bowl)-No. 6-32 x .50"	43250-S(U70)	4	4	4	4	4	4	4	4	4	4		
BODY and SHAFT - THROTTLE	C8OZ 9518-C(CM-946) C8OZ 9518-D(CM-953)				1	1							
Screw (throttle stop)-No. 10-32 x 1" fill. hd.	31676-S(U57)				1	1	1	1	1	1	1		
Screw and washer (throttle body to main body)- No. 12-24 x .81" fillister head	359736-S2(BB67)	AR	8	8	8	8	8	8	8	8	8		

* Not applicable to 1960/64 models

DESCRIPTION AND RESTRICTIONS	PART NUMBER	CARB. PARTS LIST 20N THRU 20Z												
		•N	•P	•Q	R	S	•T	•U	•V	•W	•X	•Y	•Z	
GASKET - MAIN METERING BODY	B9TZ 9A518-A(CG-228)	2	2	2	2	2	2	2	2	2	2			
FITTING - FUEL TRANSFER TUBE	C6AZ 9A520-B	2	2	2	2	2	2	2	2	2	2			
GASKET - valve seat lock screw	B9TE 9A522-A	2	2	2	2	2	2	2	2	2	2			
Valve seat adjusting nut	B9TE 9A522-B	2	2	2	2	2	2	2	2	2	2			
CAM - ACCELERATOR PUMP DIAPHRAGM OPERATING	B7AZ 9526-B	1	1	1	1	1	1	1	1	1	1			
Screw (cam to throttle shaft and lever)- No. 6-20 x 1/2" pan head slotted-tapping	375557-S7-8(UU82)	1	1	1	1	1	1	1	1	1	1			
KIT - ACCELERATOR PUMP COVER - consists of the following- 1-B8A 9528-B Cover, 4-43250-S Screw & washer & 4-359757-S2 Screw and washer	B8A 9528-B	1	1	1	1	1	1	1	1	1	1			
Screw and washer (cover to carb.)- No. 8-32 x 5/8"	43255-S8(U74)	4	4	4	4	4	4	4	4	4	4			
JET - MAIN METERING														
Primary - No. 66 - 0 to 5,000 ft. altitude	8MB 9533-B				2	2								
Secondary - No. 79 - 0 to 5,000 ft. altitude	C8OZ 9533-A				2	2								
LEVER - FAST IDLE ADJUSTING	B8A 9538-B	1	1	1	1	1	1	1	1					
Screw (fast idle adjusting)-No. 8-32 x .63" hex. slotted head-pilot point	372242-S7-8(BB411)	1	1	1	1	1	1	1	1		1			
NEEDLE - IDLE ADJUSTING	C8OZ 9541-B				2	2								
PLATE - CHOKE	C3AZ 9545-B		1	1	1	1	1	1	1	1	1			
SHAFT - CHOKE	C8OZ 9546-A				1	1	1	1	1					
DASHPOT	C8OZ 9B549-B				1	1								
Nut (dashpot to mounting bracket)-7/16"-20	45300-S8(M35)				1	1	1	1	1		1			
FLOAT AND LEVER ASSY.	C6AZ 9550-B	2	2	2	2	2	2	2	2	2	2			
BRACKET - DASHPOT MOUNTING	C8OZ 9B550-A				1	1								
Screw (dashpot bracket to main body)- No. 10-24 x 7/16" fillister head	374067-S100(BB637D)	1			1	1	1	1	1		1			
Lockwasher-No. 10	34803-S7(X60)	1			1	1	1	1	1		1			
BAFFLE - METERING BODY VENT	B8A 9553-C	1	1	1	1	1	1	1	1	1	1			
VALVE - FUEL BOWL VENT	C4TZ 9557-B				1	1								
SHAFT - FLOAT LEVER	C6AZ 9558-A	2	2	2	2	2	2	2	2	2	2			
DIAPHRAGM - ACCELERATOR PUMP	C0AE 9B559-D	1	1	1	1	1	1	1	1	1	1			
SPRING - FLOAT BOWL VENT OPERATING ROD	B8A 9560-B	1	1	1	1	1	1	1	1	1	1			
GASKET - FLOAT BOWL	B8A 9561-C	2	2	2	2	2	2	2	2	2	2			
PLUG - FLOAT HOUSING FUEL LEVEL	B7T 9562-A	2	2	2	2	2	2	2	2	2	2			
VALVE & SEAT - FUEL INLET	C6AZ 9564-C				2	2								
Screw (fuel valve adjusting nut lock)- 1/4"-32 x .33"	373246-S(BB660)	2	2	2	2	2	2	2	2	2	2			
Nut (fuel valve adjusting)-5/16" x 3/8"	372426-S8B(MM168)	2	2	2	2	2	2	2	2	2	2			
CLAMP - FLOAT VENT OPERATING ROD	B8A 9565-A	1	1	1	1	1	1	1	1	1	1			
Screw & washer assy. (clamp to bowl & plugs)- No. 8-32 x 3/8" fillister head	43248-S8(U72)	1	1	1	1	1	1	1	1	1	1			
ECONOMIZER -stamped No. 65	B8AZ 9A565-A				1	1								

• Not applicable to 1960/64 models

DESCRIPTION AND RESTRICTIONS	PART NUMBER	CARB. PARTS LISTS											
		20N		THRU		20Z		20Z		20Z		20Z	
		•N	•P	•Q	R	S	•T	•U	•V	•W	•X	•Y	•Z
GASKET - FUEL LEVEL PLUG	EAA 9569-A			2	2	2	2	2	2	2	2	2	
SPRING - FLOAT HINGE	C6AZ 9F570-A	2	2	2	2	2	2	2	2	2	2	2	
SPRING - PUMP LEVER ADJUSTING SCREW	C4TZ 9571-A				1	1							
BALL - SECONDARY THROTTLE CHECK	B5A 9576-A				1	1	1	1	1				
TUBE ASSY. - FUEL TRANSFER	C6AZ 9H576-A	1	1		1	1							
NOZZLE - PUMP DISCHARGE	C8OZ 9577-A					1	1						
Screw (pump discharge nozzle)- No. 12-24 x 3/4" oval head	*50420-S7	1	1	1	1	1							
SPRING - THROTTLE STOP SCREW - 4 1/2 coils-, 20" I.D. -, 58" long	B8A 9578-B	1	1	1	1	1	1	1	1	1	1	1	
GASKET - PUMP DISCHARGE NOZZLE AND PUMP DISCHARGE SCREW	B7AE 9580-A	2	2	2	2	2	2	2	2	2	2	2	
LEVER - SECONDARY THROTTLE DIAPHRAGM	B8A 9583-C	1	1	1	1	1	1	1	1	1	1	1	
Screw (secondary throttle stop)-spread lock set- No. 8-32 x .36"	359749-S(UU17)	1	1	1	1	1	1	1	1	1	1	1	
Screw and washer (secondary throttle diaphragm lever)-No. 10-32 x 3/8"	42802-S8(U33)	1	1	1	1	1	1	1	1	1	1	1	
PLATE - THROTTLE-primary & secondary	C3AZ 9585-B				4	4							
SCREW - throttle plate Primary	B8A 9586-A	8	8	8	8	8	8	8	8			8	
Choke plate-No. 6-32-oval head	B9A 9586-A	2	2	2	2	2	2	2	2	2	2	2	
GASKET - ECONOMIZER	B7AZ 9A588-A				1	1							
LEVER - ACCELERATOR PUMP	C8AZ 9D591-A			1	1	1	1	1	1	1	1	1	
Retainer (accel. pump lever to body)-"C"	372999-S(QQ35)			1	1	1	1	1	1	1	1	1	
Screw (accel. pump lever adj.)-No. 10-32 x 1/2"	370050-S(BB537)			1	1	1	1	1	1	1	1	1	
Nut (accelerator pump lever adjusting)- No. 10-32 sleeve	370052-S(MM219)			1	1	1	1	1	1	1	1	1	
CAM - FAST IDLE	C0ME 9597-A					1							
Screw (fast idle cam adj.)-No. 10-32 x 3/8"	C8OZ 9597-B				1			1					
ROD - CHOKE CONTROL	B7AZ 9A599-B	1	1	1	1	1	1	1	1				
Retainer (rod to carburetor)	353610-S8(NN126)	1	1	1	1	1	1	1	1	1	1	1	
FUEL VALVE SEAT - serviced in 9502 kit	B6A 9609-A	2	2	2	2	2	2	2	2	2	2	2	
SEAL - IDLE ADJUSTING NEEDLE	B7A 9634-A	2	2	2	2	2	2	2	2	2	2	2	
SPRING - ACCELERATOR PUMP DIAPHRAGM RETURN	B7A 9636-B	1	1	1	1	1	1	1	1			1	
SHAFT & LEVER - CHOKE HOUSING	C8OZ 9A753-A				1	1							
LEVER - CHOKE THERMOSTAT	C8OZ 9A754-A				1	1	1	1	1				
SPACER - SECONDARY THROTTLE PLATE CONTROL LEVER	B5AZ 9812-A	1	1	1	1	1	1	1	1				
PISTON - AUTOMATIC CHOKE	C8OZ 9840-B				1	1							
Nut (piston to choke housing)-No. 8-36	355829-S7(MM15)	1	1	1	1	1	1	1	1				
Lockwasher-No. 8	34902-S7(X95)		1	1	1	1	1	1	1				
CLAMP - THERMOSTATIC CHOKE HOUSING	B6A 9842-A	1	1	1	1	1	1	1	1				
Screw (clamp housing)-No. 8-32 x 1/2"	31061-S8(U50)	3	3	3	3	3	3	3	3				
HOUSING - CHOKE THERMOSTAT - identified by letters "GTA"	C7OZ 9848-D					1							
Tag code C8OF-D, C8OF-AB- service pkg. includes C8OZ 9871-A gasket			1										
Identified by letters "GTT" - code tag C8OF-C	C8OZ 9848-A		1		1			1					
HOUSING & PLUGS - CHOKE	C8OZ 9849-A				1	1							
Screw and washer (choke housing to main body)- No. 8-32 x 1.25"	359737-S(BB59)	3	3	3	3	3	3	3	3				
GASKET - choke thermostatic control Secondary diaphragm	B7A 9853-B	2	2	2	2	2	2	2	2				
GASKET - THERMOSTATIC CHOKE HOUSING	C8OZ 9871-B	1	1	1	1	1	1	1	1	1	1	1	

• Not applicable to 1960/64 models

