

INDEX

SECTIONS A70 thru A74

FORD AUTOMATIC TRANSMISSIONS

PART NAME	GROUP NUMBER	PART NAME	GROUP NUMBER
Adaptor assy. (transmission shift bellcrank)	7D138	Bushing (rear brake drum support)	7B257
Adaptor (trans. control shaft to trans. rod adjusting link)	7B058	Bushing (reverse brake drum)	7D001
Anchor (rear band)	7A175	Bushing (transmission case)	7025
Arm/lever assy. (transmission gear shift)	7302	Bushing (transmission clutch cylinder)	7A620
Baffle assy. (gear shift indicator)	7B349	Bushing (transmission converter stator support)	7B261
Ball (coasting booster valve shuttle)	7E195	Bushing (transmission front oil pump)	7B258
Ball or knob (gear shift lever)	7213	Bushing (transmission gear shift tube lower)	7335
Band Assy. (trans. intermediate)	7D034	Bushing (trans. kickdown control shaft)	7A440
Band assy. (transmission reverse)	7D095	Bushing (trans. kickdown rod to transmission lever)	7A440
Band (front)	7A162	Bushing (transmission output shaft)	7B256
Band (rear)	7A176	Bushing (transmission planet support)	7A132
Bearing assy. (trans. sun gear thrust)	7D234	Bushing (transmission rear brake drum support)	7B257
Bearing (front brake drum & secondary sun gear)	7-7507	Bushing (transmission rear clutch sun gear)	7B262
Bearing (output shaft & gear assy. needle)	7-7185	Bushing (trans. rear oil pump body)	7B260
Bearing (output shaft & gear assy. short planet gear needle)	7A240	Button assy. (transmission gear shift lever release)	7C488
Bearing (rear servo lever-needle)	7-7406	Case (transmission)	7005
Bearing (rear sun gear thrust)-front	7-7503	Clamp (oil filler tube)	7A229
Bearing (transmission control selector tube)	7347	Clevis (trans. shift rod)	7354
Bellcrank (accelerator)	7A185	Clip (engine to transmission vacuum tube)	7B085
Bellcrank assy. (transmission shift)	7A185	Clip (oil pan screen retaining)	7A097
Bellcrank (transmission control to accelerator shaft)	7A188		7-7482
Block assy. (transmission control selector neutral switch terminal)	7A217	Clip (trans. control lower valve body)	7A435
Body (front band servo)	7A094	Clip (trans. control selector dial retaining)	7D340
Body (rear band servo)	7B172	Clip (transmission oil cooler tubes to engine)	7C008
Body (transmission governor oil collector)	7D220	Clip (vacuum tube transmission)-front	7C072
Bolt (control selector indicator)	7E054	Clutch assy. (transmission planetary)	7A089
Bolt (converter cover to impeller housing)	7964	Clutch assy. (transmission over running)	7A089
Bolt (overrunning clutch case)	7D167	Clutch (converter stator)	7940
Bolt (planetary gears support to case locating)	7A291	Connector assy. (oil tube with "D" ring)	7D273
Bolt (rear band servo to case)	7-7420	Connector (engine to vacuum tube)-front	7B087
Boot assy. (gear shift lever)	7277	Connector (engine to vacuum tube)-rear	7B087
Boot assy. (gear shift linkage)	7277	Control (main)	7A100
Brace (case to engine block)	7E234	Converter ass'y.	7902
	7E235	Cover and starter ring gear (converter)	7950
	7D388	Cover (converter housing)	7985
Bracket assy. (transmission oil cooler-front)	7C431		7986,
Bracket assy. (transmission shift bellcrank)	7C126		7991
Bracket (engine to transmission vacuum tube)	7B212	Cover (converter housing air intake)	7A816
Bracket (gear shift neutral switch actuating pin lever)	7A296	Cover (converter housing front access)	7-7986
Bracket (trans. control to accelerator shaft)	7C195	Cover (converter housing lower access)	7980
Bracket (transmission control to accelerator shaft)-stabilizer	7B057	Cover (front band servo)	7-7367
Bracket (trans. gear shift indicator mounting)	7B159	Cover (governor inspection)	7-7138
Bracket (trans. kickdown control lever retracting spring)	7B158	Cover (governor valve body)	7A301
Bracket (trans. kickdown control to accelerator shaft)	7B142	Cover (oil pressure regulator body)	7A141
Bracket (trans. oil cooler)-front	7B143	Cover (rear band servo)	7B173
Bracket (trans. oil cooler)-rear	7318	Cover (rear oil pump)	7A152
Bracket (trans. shift tube & steering column)	7C338	Cover (trans. intermediate band servo)	7D027
Bracket (transmission to dash panel insulator)	7025	Cover (trans. reverse band servo piston)	7D036
Bushing (case)	7A034	Cup (oil pan screen support)	7A097
Bushing (extension housing)	7B262	Cylinder (forward clutch)	7A360
Bushing (frt. brake drum & second. sun gear)-rear	7B259	Cylinder (front clutch)	7A360
Bushing (front oil pump drive gear)	7B261	Cylinder (transmission clutch)	7A360
Bushing (front pump support)	7A133	Damper (trans. shift tube vibration)	7-7205
Bushing (gear shift lever shaft)	7343	Dial (gear shift)	7A213
Bushing (gear shift selector arm insulator)	7335	Dial (transmission control selector)	7B033
Bushing (gear shift selector tube)	7120	Diaphragm assy. (trans. vacuum throttle valve)	7A377
Bushing (input shaft)	7D046	Disc spring (front clutch piston)	7B070
Bushing (inter brake drum)	7A132	Drum and planetary gears assy. (rear brake)	7A398
Bushing (planetary gears support assy.)		Drum & secondary sun gear (front brake)	7A626
		Drum assy. (rear brake)	7-7165
		Drum assy. (trans. intermediate brake)	7D044
		Drum assy. (trans. reverse brake)	7C498
		Duct (converter air)	7990

INDEX

SECTIONS A70 thru A74 - continued

FORD AUTOMATIC TRANSMISSIONS

PART NAME	GROUP NUMBER	PART NAME	GROUP NUMBER
Filter & grommet assy. (transmission oil pan)	7A465	Kit (main oil pressure regulator valve spring)	7A270
Fitting (transmission case oil filler)	7-7631	Kit (oil pressure regulator valve spring & retainer)	7B025
Gasket (converter cover to impeller)	7963	Kit (regulator & compensator valve spring)	7B023
Gasket (converter housing)	7989	Kit (shaft and carrier-sun gear)	7A048
Gasket (converter housing front access cover)	7A820	Kit (transmission front clutch sun gear seal)	7B510
Gasket (converter impeller hub to impeller)	7916	Kit (transmission front clutch support seal & cyl.)	7D352
Gasket (front oil pump to case)	7A136	Kit (trans. front pump ball check overhaul)	7C223
Gasket (gov. inspection cover to extension hsg.)	7B391	Kit (trans. front pump overhaul)	7C222
Gasket (oil pan to case)	7A191	Kit (transmission gasket & "O" ring-external)	7C288
Gasket (rear oil pump to case)	7A222	Kit (trans. gear shift selector arm insulator)	7343
Gasket (throttle control valve)	7B426	Kit (transmission parking lever & pawl)	7A474
Gasket (trans. extension housing)	7086	Kit (trans. rear brake drum and planetary gear and bearing assembly)	7C224
Gasket (trans. governor inspection cover)	7B391	Kit (trans. reverse clutch thrust washer)	7D091
Gasket (trans. intermediate band servo)	7D026	Kit (transmission reverse engagement)	7D239
Gasket (trans. valve body separator plate)	7D100	Kit (trans. selector handle)	7213
Gear assy. (trans. sun)	7D063	Kit (transmission servo piston seal-front & rear)	7C289
Gear (clutch sun)	7-7561	Knob (trans. gear shift lever)	7213
Gear (forward ring)	7D392	Lever assy. (downshift control)-outer	7A394
Gear (front clutch sun)	7A182	Lever assy. (trans. gear shift)	7302
Gear (output shaft and gear assy. planet)	7-7181	Lever (front band servo actuating)	7330
Gear (output shaft ring)	7A153	Lever (gear shift)-less ball -prime	7210
Gear (primary sun)	7A399	Lever (gear shift neutral switch actuating pin)	7B097
Gear (rear sun input shaft)	7A348	Lever (kickdown control)-outer	7A259
Gear (trans. output shaft parking)	7A233	Lever, knob, insulator & impact sleeve (gear shift)	7210
Gear (trans. reverse planet pinion)	7D008	Lever (manual control)	7A256
Governor assy.	7C053	Lever (manual control valve detent)	7A115
Governor assy. (with counterweight)	7C053	Lever (parking) & pawl kit	7A474
Governor (less counterweight)	7C063	Lever (parking pawl toggle)	7A121
Guide (front band servo piston)	7A269	Lever (parking pawl toggle operating)	7A117
Handle (trans. control selector lever)	7213	Lever (parking pawl torsion spring)	7B470
Hose (transmission oil cooler lines)	7B093 7C332	Lever (throttle control)-inner	7-7283
Housing assy. (transmission control selector)	7A306	Lever (throttle control) -outer	7A259
Housing assy. (trans. converter)	7976	Lever (trans. downshift detent inner)	7D261
Housing (converter)	7975	Lever (transmission shift bellcrank)	7A025
Housing (extension)	7A039	Link (parking pawl toggle operating lever)	7C495
Hub assy. (trans. forward ring gear)	7B067	Link (parking pawl toggle to pawl)	7-7316
Hub (clutch)	7B067	Mask (transmission control selector indicator dial)	7B052
Hub (converter impeller)	7915	Oil seal (clutch)	7C169
Hub (converter turbine)	7926		7-7883
Hub (trans. reverse clutch)	7B067	Oil seal (clutch and governor oil distributor sleeve)	7-7883
Hub (transmission output shaft)	7D164	Oil seal (clutch cylinder)	7C328
Impeller (converter)	7908	Oil seal (clutch piston)-outer	7A548
Indicator assy. (control selector)	7B053	Oil seal (extension housing)	7052
Indicator assy. (transmission gear shift)	7B053	Oil seal (front band servo piston)	7A294
Indicator (transmission control selector)	7A110	Oil seal (front band servo piston guide)	7C050
Indicator (trans. oil level)	7A020		7C098
Insert (transmission control selector position)	7A216	Oil seal (front band servo piston)-inner	7A294
Insulator & bracket assy. (trans. to dash panel)-upper	7C335	Oil seal (front band servo piston)-outer	7A294
Insulator (gear shift lever)	7246	Oil seal (front band servo release piston)	7C098
Insulator (gear shift selector arm)	7341		7A294
Insulator (transmission control selector dial)	7C451	Oil seal (front clutch cylinder)	7C328
Insulator (transmission control selector switch)	7A022		7C099
Joint assy. (transmission gear shift control rod ball)	7A134	Oil seal (front clutch piston)	7A548
Kit (compensator adjustment)	7B023		7C099
Kit (converter pressure relief)	7A135	Oil seal (front clutch piston inner)	7C099
Kit (converter stator & impeller thrust washer)-rear	7937	Oil seal (front oil pump)	7A248
Kit (forward clutch support seal & cylinder)	7D352	Oil seal (front oil pump ball check valve spring)	7-7868
Kit (front servo accumulator oil seal)	7153	Oil seal (front oil pump ball pressure spring)	7-7868
Kit (gasket & oil seal)	7153	Oil seal (manual control lever)	7B498
Kit (gear shift selector arm bushing & insulator)	7343	Oil seal (output shaft)	7A011
Kit (main control regulator)-repair	7A135	Oil seal (primary sun gear)-front	7-7542
Kit (main control regulator valve and spring)	7A135	Oil seal (primary sun gear)-intermediate	7C169

INDEX

SECTIONS A70 thru A74 - continued

FORD AUTOMATIC TRANSMISSIONS

PART NAME	GROUP NUMBER	PART NAME	GROUP NUMBER
Oil seal (primary sun gear)-rear	7-7543	Plate (main control upper valve body-rear)	7A393
Oil seal (rear band servo piston)	7A294	Plate (oil pressure regulator body separating)	7A142
Oil seal (rear clutch piston)-inner	7C099	Plate (rear clutch driven)	7B442
Oil seal (rear clutch piston)-outer	7C051	Plate (rear clutch pressure)	7B437
Oil seal (rear oil pump inlet tube)	7C329	Plate (reverse clutch driven)	7B442
Oil seal (rear oil pump outlet tube)	7-7868	Plate (reverse clutch pressure)	7B066
Oil seal (throttle control outer lever)	7-7265	Plate (trans. control selector lever guide upper)	7C499
Oil seal (transmission extension housing)	7052	Plate (transmission parking rod guide)	7D419
Pan (oil)	7A194	Plate (transmission gear shift lever guide)	7C449
Pan (transmission converter)	7987	Plate (transmission main control)-side	7-7739
Pawl & rod assy. (trans. gear shift locking lever)	7C441	Plug assy. (front pump pressure with "O" ring)	7D274
Pawl (parking)	7A441	Plug (trans. parking plate shaft)	6572
Pilot (converter cover)	7954	Pump (oil)-front	7A103
Pin (compensator valve spring adjusting)	7D254	Pump (oil)-rear	7A149
Pin (front band anchor)	7-7377	Plunger (gear shift selector lever)	7361
Pin (front band anchor)	7E243	Plunger (manual valve detent)	7-7607
Pin (front band servo piston guide)	7A163	Plunger (trans. manual valve detent)	7D069
Pin (parking pawl)	7-7312	Race (converter stator clutch)-inner	7946
Pin (parking pawl toggle lever)	7A244 7A295	Race (converter stator clutch)-outer	7947
Pin (parking pawl toggle link to pawl)	7-7318	Race (front clutch sun gear thrust bearing)	7-7549
Pin (parking pawl torsion spring lever)	7-7308	Race (rear sun gear front thrust bearing)	7-7504
Pin (servo actuating lever shaft)	7-7356	Race (transmission output shaft thrust bearing)	7A387
Pin (throttle pressure booster retainer)	7D375	Race (trans. overrunning clutch inner)	7D171
Pin (trans. parking pawl toggle operating lever support)	7A119	Race (trans. overrunning clutch outer)	7B456
Piston & pin assy. (front band servo)	7A164	Race (trans. sun gear thrust bearing)	7D235-6
Piston & rod assy. (intermediate servo)	7E221	Regulator (oil pressure)	7A139
Piston & Seal assy. (trans. reverse band servo)	7D189	Reinforcement (main control lower valve body)	7C056
Piston assy. (trans. intermediate band servo)	7D021	Reinforcement (main control lower valve body)	7-7717
Piston assy. (trans. rear clutch)	7D157	Reinforcement (upper valve body left rear plate)	7B434
Piston (clutch)	7A262	Retainer (clutch piston spring)	7A527
Piston (front band servo)	7A260	Retainer (converter stator clutch roller)	7943
Piston (front band servo release)	7366	Retainer (front oil pump ball pressure spring)	7A223
Piston (front clutch)	7A262	Retainer (gear shift lever boot)	7262
Piston (rear band servo)	7-7413 7A266	Retainer (gear shift selector lever plunger)	7A347
Piston (rear band servo accumulator)	7A266	Retainer (gear shift selector lever spring)	7308
Piston (rear clutch)	7-7514	Retainer (gear shift selector tube retracting spring)	7C230
Piston (intermediate band servo)	7D022	Retainer (governor primary spring)	7A190
Piston (transmission reverse clutch)	7D402	Retainer (governor secondary valve spring)	7D218
Planet assy. (transmission forward)	7A398	Retainer (intermediate servo band lever)	7E206
Planet assy. (transmission reverse)	7D006	Retainer (main control oil pressure regulator valve)	7A478
Plate assy. (control selector lever)	7C449	Retainer (output shaft & gear assy. planet gear shaft)	7-7183
Plate assy. (engine rear)	7007	Retainer (overrunning clutch spring)	7D191
Plate assy. (throttle control upper valve body)	7B429	Retainer (parking pawl toggle lever pin)	7-7326
Plate assy. (transmission clutch)	7B164	Retainer (parking pawl toggle return spring)	7-7323
Plate assy. (transmission park rod support)	7D414	Retainer (planet gear shaft)	7C377
Plate (clutch)-external spline	7-7573	Retainer (rear band servo piston spring)	7B264
Plate (clutch)-internal spline	7B164	Retainer (rear clutch plate)	7D483
Plate (direct drive clutch)	7B164	Retainer (throttle pressure booster valve plug)	7B428
Plate (direct drive clutch driven)	7B442	Retainer (trans. gear shift lever guide plate)	7C448
Plate (forward clutch driven)	7B442	Retainer (trans. gear shift locking lever pawl)	7C443
Plate (front clutch drive)	7-7573	Retainer (transmission kickdown control lever retracting spring)	7C176
Plate (front clutch pressure)	7B066	Retainer (transmission kickdown lever spring)	7C176
Plate (gear shift lever opening-finish)	7D358	Retainer (trans. reverse clutch spring)	7D406
Plate (main control lower valve body)	7A393	Retainer (transmission third-second coasting orifice control valve spring)	7194
Plate (main control lower valve body cover side)	7729	Ring (front clutch piston disc spring pressure)	7-7563
Plate (main control lower valve body end)	7-7014	Ring (trans. forward clutch piston spring press)	7D256
Plate (main control lower valve body)-right front	7A396 7B432	Ring (trans. governor housing seal)	7D011
Plate (main control lower valve body)-right rear	7-7750	Rod assy. (parking lever actuating)	7A232
Plate (main control separating)	7A008	Rod (engine mounted accelerator shaft and bracket to bellcrank)	7A373
Plate (main control upper valve body)-front	7A396	Rod (intermediate band servo piston)	7D023

INDEX

SECTIONS A70 thru A74 - continued

FORD AUTOMATIC TRANSMISSIONS

PART NAME	GROUP NUMBER	PART NAME	GROUP NUMBER
Rod (manual lever connecting)	7-7322	Sleeve (clutch and governor oil distributor)	7A168
Rod (manual shift)	7326	Sleeve (gear shift lever impact)	7335
Rod (parking pawl torsion lever)	7-7322	Sleeve (output shaft oil)	7-7063
Rod (rear band servo piston)	7-7409	Sleeve (parking pawl torsion lever support)	7014
Rod (trans.gear selector valve)	7326 or 7C389	Sleeve (trans. control selector lever plunger)	7B079
Rod (transmission kick down control)	7A187	Sleeve (transmission converter reactor journal)	7D345
Rod (transmission parking pawl actuating)	7D411	Sleeve (trans.gear shift rod adjustment)	7353
Rod (trans.reverse band servo piston)	7D190	Sleeve (trans. oil distributor)	7C232
Rod (transmission throttle control valve)	7A380	Slide & indicator pointer assy. (trans.gear shift)	7C444
Rod (trans. to bellcrank lever)	7A024	Slipper (transmission front oil pump rotor)	7A093
Roller (rear clutch sun gear front bearing)	7C458 7-7507	Slipper (transmission rear oil pump)	7A442
Roller (transmission converter stator clutch)	7A813	Snap ring (clutch cylinder)	7-7567
Roller (trans. front brake drum & secondary sun gear front bearing)	7-7507	Snap ring (clutch plate retainer)	7-7523
Roller (trans. overrunning clutch)	7190	Snap ring (converter stator clutch retainer)	7945
Roller (transmission planetary clutch)	7C366	Snap ring (front band servo piston guide to servo)	7-7366
Rotor (transmission front oil pump)	7A146	Snap ring (front clutch pressure plate to cylinder)	7-7567
Rotor (transmission rear oil pump)	7A497	Snap ring (front oil pump ball check valve)	7-7822
Screen (converter housing air intake)	7A805	Snap ring (governor)	7-7136
Screen (governor oil)	7E242	Snap ring (input shaft to front clutch cylinder)	7-7523 7-7567
Screen (oil pan)	7A098	Snap ring (output shaft ring gear retainer)	7C122
Screw (rear band adjusting)	7A178	Snap ring (planetary clutch)	7A577
Screw (transmission reverse band adjusting)	7A178	Snap ring (rear band servo piston retaining)	7-7417
Seal (control selector housing)	7C370	Snap ring (rear clutch piston spring retaining)	7-7517
Seal (front band servo accumulator retainer)	7375	Snap ring (rear clutch plate retainer)	7-7567
Seal (front servo cover to case)	7-7357	Snap ring (rear clutch pressure plate)	7-7567 7-7523
Seal (intermediate band servo piston-large)	7D024	Snap ring (speedometer driving gear)	7059
Seal (intermediate band servo piston-small)	7D025	Socket assy. (trans.gear shift lever)	7228
Seal (intermediate brake drum)	7D025	Spacer (control oil pressure compensator valve)	7B425
Seal (oil distributor sleeve)	7D019	Spacer (gear shift connecting rod adjustment)	7323
Seal (rear band servo cover to case)	7-7407	Spacer (low oil pressure regulator valve)	7470
Seal (rear clutch piston)-inner	7E212	Spacer (output shaft & gear assy. planet gear bearing)	7-7186
Seal (rear pump pressure port)	7-7863	Spacer (output shaft & gear assy. short planet gear)	7-7182
Seal (reverse clutch piston)-inner	7D282	Spacer (throttle pressure valve secondary)	7D227
Seal (trans. control selector housing)	7C370	Spacer (trans.gear shift selector lever)	7336
Seal (trans. forward clutch cylinder)	7D019	Spacer (trans.reverse band servo)	7D300
Seal (trans. front band servo release piston)	7C050	Spring (clutch piston distributor)	7A272
Seal (trans. oil tube filler)	7D285	Spring (compensator valve)	7A496
Seal (trans. reverse band servo piston cover)	7D040	Spring (direct drive clutch piston)	7D488
Seal (trans. reverse clutch cylinder)	7D020	Spring (front band servo piston retracting or return)	7A003
Seal (transmission reverse clutch piston inner)	7D404	Spring (front oil pump ball check valve)	7-7824
Seal (transmission reverse clutch piston outer)	7D403	Spring (front oil pump ball pressure)	7A006
Seat (main control oil pressure reg. valve spring)	7C062	Spring (front oil pump slipper)	7A498
Seat (main control rear pump check valve)	7A129	Spring (gear shift selector lever)	7B071
Seat (oil pressure regulator valve spring)	7C062	Spring (gear shift selector stop)	7293
Seat (rear band servo piston rod)	7-7418	Spring (gear shift selector tube)	7379
Seat (rear clutch piston spring)	7-7516	Spring (gear shift tube retracting)	7227
Shaft & bracket (engine mounted accelerator)	7A185	Spring (main control pump check valve)	7A205
Shaft & carrier assy. (output)	7A048	Spring (main control rear pump check valve)	7A128
Shaft assy. (input)	7015	Spring (main control throttle valve return)	7-7761
Shaft (front band servo actuating lever)	7A165	Spring (main oil pressure regulator valve)	7A270
Shaft (output shaft and gear assy. planet gear)	7-7176	Spring (manual control valve detent lever)	7A261 7-7276
Shaft (rear band servo actuating lever)	7A171	Spring (manual valve detent)	7E332
Shaft (trans. control to accelerator)	7A297	Spring (oil pressure regulator front check valve)	7A205
Shaft (trans. intermediate band actuating lever)	7D433	Spring (oil pressure regulator low control valve)	7D160 7-7465
Shaft (transmission output)	7060	Spring (parking pawl toggle return)	7-7314
Shaft (transmission parking pawl)	7D071	Spring (parking pawl torsion)	7A180
Shaft (transmission parking plate)	7D418	Spring (rear band servo accumulator)	7-7369
Shaft (transmission planet gear)	7A238	Spring (rear band servo piston)	7-7415
Shell (transmission input)	7D064	Spring (rear clutch piston)	7A480
Shield (transmission control linkage splash)	7779		

HOW TO IDENTIFY AUTOMATIC TRANSMISSIONS and RELATED PARTS

Three basic types of automatic transmissions have been used as optional equipment for 1960 and subsequent model years.

PARTS DIRECTLY RELATED TO THE OPERATION OF THE TRANSMISSION ASSEMBLY, SUCH AS: CASE, EXTENSION HOUSING, GEAR TRAIN, ETC., ARE LISTED IN PARTS LISTS SECTIONS FOR EACH BASIC TRANSMISSION TYPE, AS INDICATED BELOW.

DESCRIPTION and TYPE	CATALOG IDENTIFICATION	PARTS LISTS SECTION	YEARS
Fordomatic 2 speed single range	F/M/2	A70. 2	1960/64
Cruise-O-Matic 3 speed:	C/M	A70 3	
Model (FM)	FM	A70. 3	1960
Model (FX)-light duty	FX	A70. 3	1960/
Model (MX)-heavy duty	MX	A70. 3	1960/
Automatic 3 speed dual range	C4	A70. 4	1964/
Model (XP)			

Each transmission is identified by a number stamped directly on the transmission case or appearing on a metal tag or plate attached to the case.

Refer to page 327 for the illustrations showing the locations of the Service Identification numbers.

Each basic transmission type is identified by several numbers which reflect the different model years or the significant changes made within the same model years.

A guide listing the transmission identification numbers in numerical and alphabetical sequence by identification number appears on page 328. When the transmission identification number is known simply refer to this guide for the appropriate transmission type, year, parts list and illustration section.

Automatic transmissions and their related parts can also be identified by year, model, engine, etc., in the Transmission Application Chart on page 329.


PARTS NOT DIRECTLY, BUT FUNCTIONALLY RELATED TO THE OPERATION OF THE TRANSMISSION ASSEMBLY, SUCH AS: CONTROL SELECTOR MECHANISMS, OIL COOLING SYSTEMS ETC., ARE LISTED IN SECTIONS A71 THRU A74.

A Part Name Index arranged alphabetically, cross referencing part name to basic number appears at the beginning of this section on pages 321 thru 325.


Automatic transmission illustrations are shown in the various sections of the Illustration Catalog, Form AF 7682 as indicated below.

		ILLUSTRATION SECTION
Transmission assemblies		A70. 1 thru A70. 4
Transmission oil cooling system and vacuum advance system		A71
Shift control mechanisms:	Column mounted	A72
	Floor or console mounted	A72. 1
Steering column w/o shift mechanism		35
Transmission kickdown and accelerator linkage mechanisms		97
Console mounted parts related to shift control mechanisms		042


ONE PIECE ALUMINUM CASE
AND CONVERTER HOUSING



STAMPED INTO RIGHT SIDE
OF TRANSMISSION CASE



PBS-D
F/M/2



PAY-R
C/M

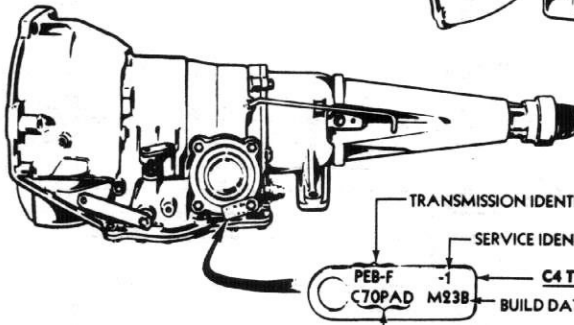
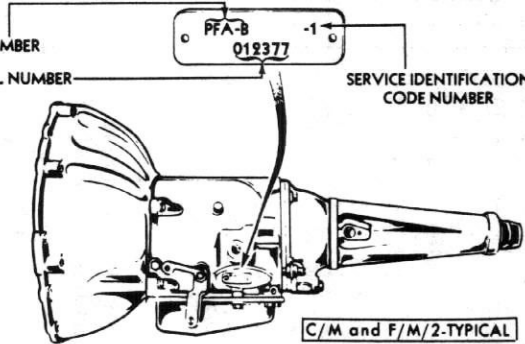
1960

P-4435

TRANSMISSION IDENTIFICATION NUMBER

TRANSMISSION SERIAL NUMBER

SERVICE IDENTIFICATION
CODE NUMBER



TRANSMISSION IDENTIFICATION NUMBER

SERVICE IDENTIFICATION CODE NUMBER

C4 TYPE

BUILD DATE AND SHIFT CODE

ASSEMBLY PART NUMBER (PREFIX & SUFFIX)

1961/

P-6170

AUTOMATIC TRANSMISSION IDENTIFICATION TAGS

TRANSMISSION APPLICATION CHART

MODEL	ENGINE		TRANSMISSION		PARTS LIST	ILLUS. SECTION	PART NUMBER	▲ REPLACED BY
	CYL.	C.I.D.	IDENT.	TYPE				
1960								
- A -								
	6	223	PAY-M	FX	A70.3	A70.2	*C0AP 7000-J	Service details
	6	223	PAY-R	FM	A70.3	A70.2	*C0AP 7000-M	Service details
	6	223	PBP-B	F/M/2	A70.2	A70.1	*C0AP 7000-D	Service details
	8	292	PAZ-Y	FX	A70.3	A70.2	*C0AP 7000-A	Service details
	8	292	PBR-B	F/M/2	A70.2	A70.1	*C0AP 7000-E	Service details
	8	352-2V	PBM-U	FX	A70.3	A70.2	*C0AP 7000-B	Service details
	8	352-4V	PBL-AG	MX	A70.3	A70.2	*C0AP 7000-C	Service details
	8	352-4V	PBS-C,D	F/M/2	A70.2	A70.1	*C0AP 7000-G	Service details
- S -								
	8	352-4V	PBL-AH	MX	A70.3	A70.2	*C0SP 7000-A	Service details
	8	430	PBB-M	MX	A70.3	A70.2	*PBB 7000-M	Service details
	8	430	PBB-AF	MX	A70.3	A70.2	*C0SP 7000-B	Service details
- X -								
	6	144	PBZ-A	F/M/2	A70.2	A70.1	*C0DP 7000-A	Service details
	6	144	PBZ-C,E	F/M/2	A70.2	A70.1	*C0DP 7000-D	Service details
1961								
- A -								
	6	223	†PBP-C	F/M/2	A70.2	A70.1	*C1AP 7000-F	Service details
	6	223	†PCH-A	F/M/2	A70.2	A70.1	*C1AP 7000-K	Service details
	8	292	PCC-A,B,C	FX	A70.3	A70.2	*C1AP 7000-B,R,V	Service details
	8	292	†PBR-C	F/M/2	A70.2	A70.1	*C1AP 7000-G	Service details
	8	292	†PCJ-A	F/M/2	A70.2	A70.1	*C1AP 7000-L	Service details
	8	352	PCD-A,C,D	FX	A70.3	A70.2	*C1AP 7000-C,S,Y	Service details
	8	352	†PBS-E	F/M/2	A70.2	A70.1	*C1AP 7000-H	Service details
	8	352	†PCK-A,A1	F/M/2	A70.2	A70.1	*C1AP 7000-M	Service details
	8	390 exc. P/C	PCE-B,E,G	MX	A70.3	A70.2	*C1AP 7000-D,T,Z	Service details
	8	390 P/C	PCE-C,F,H	MX	A70.3	A70.2	*C1AP 7000-U,AA	Service details
- S -								
	8	390	PCE-A,D,J	MX	A70.3	A70.2	*C1SP 7000-B,D,E	Service details
- X -								
	6	144	†PBZ-H,J	F/M/2	A70.2	A70.1	*C1DP 7000-C,D	Service details
	6	144	†PCL-A	F/M/2	A70.2	A70.1	*C1DP 7000-E	Service details
	6	170	†PCF-A,B	F/M/2	A70.2	A70.1	*C1DP 7000-A,B	Service details
	6	170	†PCM-A	F/M/2	A70.2	A70.1	*C1DP 7000-G	Service details
1962								
- A -								
Column shift	6	223	PCH-A	F/M/2	A70.2	A70.1	*C1AP 7000-K	C3AP 7003-A
Column shift	8	292	PCC-C	FX	A70.3	A70.2	*C1AP 7000-V	Service details
Console shift	8	292	PCC-D	FX	A70.3	A70.2	*C2AP 7000-A	Service details
Column shift	8	292	PCJ-A	F/M/2	A70.2	A70.1	*C1AP 7000-L	Service details
Column shift	8	352	PCD-D,D1	FX	A70.3	A70.2	*C1AP 7000-Y	Service details
Console shift	8	352	PCD-F,F1	FX	A70.3	A70.2	*C2AP 7000-B	Service details
Column shift	8	352	PCK-A1	F/M/2	A70.2	A70.1	*C1AP 7000-M	Service details
Console shift	8	390 exc. P/C	PCE-S	MX	A70.3	A70.2	*C2AP 7000-C	Service details
Column shift	8	390 exc. P/C	PCE-G	MX	A70.3	A70.2	*C1AP 7000-Z	Service details
Column shift	8	390 P/C	PCE-H	MX	A70.3	A70.2	*C1AP 7000-AA	Service details
Column shift	8	390 P/C	PCE-T	MX	A70.3	A70.2	*C2AP 7000-D	Service details

† With vacuum throttle valve control ‡ Without vacuum throttle valve control

▲ When basic 7003 is specified order the related 7902 converter assy. if required

TRANSMISSION APPLICATION CHART

MODEL	ENGINE		TRANSMISSION		PARTS LIST	ILLUS. SECTION	PART NUMBER	▲ REPLACED BY
	CYL.	C.I.D.	IDENT.	TYPE				
1962 - continued								
- B -								
	6	170	PCM-D	F/M/2	A70.2	A70.1	★C2OP 7000-A	Service details
	8	221	PCN-A	F/M/2	A70.2	A70.1	★C2OP 7000-B	Service details
	8	260	PCP-A	F/M/2	A70.2	A70.1	★C2OP 7000-C	Service details
- S -								
	8	390-4V	PCE-J	MX	A70.3	A70.2	★C1SP 7000-E	Service details
	8	390-6V	PCE-K	MX	A70.3	A70.2	★C1SP 7000-F	Service details
- X -								
	6	144	PCL-F	F/M/2	A70.2	A70.1	★C2DP 7000-B	Service details
	6	170	PCM-H	F/M/2	A70.2	A70.1	★C2DP 7000-C	Service details
1963								
- A -								
	6	223	PCH-B	F/M/2	A70.2	A70.1	★C3AP 7000-A	C3AP 7003-A
Column shift	8	260	PCP-C	F/M/2	A70.2	A70.1	★C3AP 7000-C	C3AP 7003-C
Console shift	8	260	PCP-D	F/M/2	A70.2	A70.1	★C3AP 7000-S	Service details
Column shift	8	260,289	PCT-A	FX	A70.3	A70.2	★C3AP 7003-E	C4AP 7003-K & (17271) gear
Console shift	8	260,289	PCT-B,E,F	FX	A70.3	A70.2	★C3AP 7003-AT	C4AP 7003-L & (17271) gear
Column shift	8	289	PCP-E	F/M/2	A70.2	A70.1	★C3AP 7000-AA	Service details
Console shift	8	289	PCP-F	F/M/2	A70.2	A70.1	★C3AP 7000-AB	Service details
Column shift	8	352	PCD-E	FX	A70.3	A70.2	★C3AP 7003-D	C4AP 7003-AF
Console shift	8	352	PCD-G,K,L	FX	A70.3	A70.2	★C3AP 7003-S	C4AP 7003-AG
Column shift	8	390 exc. P/C	PCE-M, Z	MX	A70.3	A70.2	★C3AP 7000-T	Service details
Console shift	8	390 exc. P/C	PCE-U, AD,AL	MX	A70.3	A70.2	★C3AP 7003-AU	C4AP 7003-AC & (17271) gear
Column shift	8	390 P/C	PCE-N,AA	MX	A70.3	A70.2	★C3AP 7003-U	C4AP 7003-AD & (17271) gear
Console shift	8	390 P/C	PCE-V, AB,AM	MX	A70.3	A70.2	★C3AP 7000-AV	Service details
- B -								
	6	170	PCM-G	F/M/2	A70.2	A70.1	C3OP 7003-A	
	6	200	PCY-A	F/M/2	A70.2	A70.1	★C3OP 7000-F	Service details
	6	221	PCN-B	F/M/2	A70.2	A70.1	C3OP 7003-B	
	8	260	PCP-B	F/M/2	A70.2	A70.1	★C3OP 7003-C	C4OP 7003-E
- S -								
	8	390-4V	PCE-L, Y	C/M	A70.3	A70.2	★C3SP 7003-C	C4SP 7003-D & (17271) gear
	8	390-6V	PCE-R,AC	C/M	A70.3	A70.2	★C3SP 7000-D	Service details
- X -								
	6	144	PCL-D	F/M/2	A70.2	A70.1	★C3DP 7000-A	Service details
	6	170	PCM-E, K	F/M/2	A70.2	A70.1	★C3DP 7000-C	Service details
	8	260	PCP-G	F/M/2	A70.2	A70.1	★C3OP 7000-E	Service details
1964								
- A -								
	6	223	PCH-C	F/M/2	A70.2	A70.1	★C4AP 7000-V	C4AP 7003-V
	6	223	PCU-B	FX	A70.3	A70.2	★C4AP 7000-AA	Service details
	6	223	PCV-D,D1	C4	A70.4	A70.4	★C4AP 7000-Y	C4AP 7003-Y

▲ When basic 7003 is specified order the related 7902 converter assy., if required

TRANSMISSION APPLICATION CHART

MODEL	ENGINE		TRANSMISSION		PARTS LIST	ILLUS. SECTION	PART NUMBER	▲ REPLACED BY
	CYL.	C.I.D.	IDENT.	TYPE				
- A -								
1964 - continued								
Column shift	8	289	PCT-G	FX	A70.3	A70.2	*C4AP 7000-K	C4AP 7003-K
Console shift	8	289	PCT-H	FX	A70.3	A70.2	*C4AP 7000-L	C4AP 7003-L
Column shift	8	289	PCW-V,V1	C4	A70.4	A70.4	*C4AP 7000-Z	C4AP 7003-L
Column shift	8	352	PCD-P	FX	A70.3	A70.2	*C4AP 7000-S	C4AP 7003-AF
Console shift	8	352	PCD-R	FX	A70.3	A70.2	*C4AP 7000-AG	C4AP 7003-AG
Column shift	8	390 exc. P/C	PCE-AU, AU1	MX	A70.3	A70.2	*C4AP 7000-AB	Service details
Console shift	8	390 exc. P/C	PCE-AV, AV1	MX	A70.3	A70.2	*C4AP 7000-AC	C4AP 7003-AC
Column shift	8	390 P/C	PCE-AW, AW1	MX	A70.3	A70.2	*C4AP 7000-AD	C4AP 7003-AD
Console shift	8	390 P/C	PCE-AY, AY1	MX	A70.3	A70.2	*C4AP 7000-AE	Service details
- B -								
	6	200	PCY-A, B	F/M/2	A70.2	A70.1	*C4OP 7000-C	C4OP 7003-C
	8	260	PCP-H, L, L1	F/M/2	A70.2	A70.1	*C4OP 7000-E	C4OP 7003-E
	8	260	PCW-U	C4	A70.4	A70.4	*C4OP 7000-F	Service details
	8	289-2V	PCW-W, W1	C4	A70.4	A70.4	*C4OP 7000-G	C4OP 7003-G
	8	289-4V Special	PCW-AB	C4	A70.4	A70.4	*C4OP 7000-H	Service details
- S -								
	8	390-4V	PCE-AT, AT1	MX	A70.3	A70.2	*C4SP 7000-D	C4SP 7003-D
	8	390-6V	PCE-R, AC	MX	A70.3	A70.2	*C3SP 7000-B, D	Service details
- X -								
	6	144	PCL-J	F/M/2	A70.2	A70.1	*C4DP 7000-F	C4DP 7003-F
	6	170	PCM-M, S, S1	F/M/2	A70.2	A70.1	*C4DP 7000-H	C4DP 7003-H
	6	200	PCY-C, E	F/M/2	A70.2	A70.1	*C4GP 7000-E	C4GP 7003-J
	6	260	PCP-J, J1, M	F/M/2	A70.2	A70.1	*C4DP 7000-G	C4DP 7003-G

▲ When basic 7003 is specified order the related 7902 converter assy., if required

YEAR	MODEL	ENGINE		PART NUMBER	QTY. PER UNIT	PART NAME AND DESCRIPTION
		CYL.	C.I.D.			
				7000-7003		TRANSMISSION ASSEMBLY - Refer to Application Chart
				7A003		SPRING-FRONT BAND SERVO RETRACTING-Application is by Identification and Description
60/64	A, B, X	6&8	All exc. 292,352	C2OZ 7A003-A	1	3 1/8" long-10 1/4 coils-#Dark Blue-paint stripe
				C2OZ 7A003-B	1	3 1/8" long-10 3/4 coils-#Light Blue-paint stripe
				C1DP 7A003-A	1	3 3/16" long-9 3/4 coils-#Orange-paint stripe
				B9AZ 7A003-C	1	3 5/16" long-8 3/4 coils-#Yellow-paint stripe
				C1AP 7A003-A	1	3 5/16" long-9 3/4 coils-#Green-paint stripe
				C3OZ 7A003-B	1	3 5/16" long-10 3/4 coils-#Pink-paint stripe
				7005		CASE ASSEMBLY
60/61	A (w/o *Vac. T. V.)	6	223	C1AZ 7005-D	1	Includes (1) C3AZ 7D273-A connector
60/64	A (with *Vac. T. V.)	6	223	C1AZ 7005-N	1	Includes (1) C3AZ 7D273-A connector
60/64	A	8	352	C3AZ 7005-H	1	
60/61	A (w/o *Vac. T. V.)	8	292	C1AZ 7005-E	1	Includes (1) C3AZ 7D273-A connector
61/62	A (with *Vac. T. V.)	8	292	C1AP 7005-R	1	
				C1AZ 7005-R	1	Includes (1) C3AZ 7D273-A connector
63	A	8	260,289	C3OZ 7005-F	1	Includes-(1) 43496-S bolt (1) 372987-S nut (1) C3AZ 7D273-A connector
62/63	B, X	8	All			
60/62	B, X	6	All	C1DZ 7005-D	1	
63/64	B, X	6	170,200	C4OZ 7005-B	1	Manual linkage hole must be plugged with 371445-S screw
64	B, X	8	All	C4OZ 7005-A	1	Manual linkage hole must be plugged with 3/8"-16 x 1/2" screw or plug
63/64	X	6	144	C4DZ 7005-A	1	C2OZ 7A816-A must be installed over converter breathing hole
60/64	A	6	All	20546-S(B114)	4	Bolt-7/16"-14 x 2 1/2"(case to engine)
				34808-S(X67)	4	Washer-7/16"
60/64	A, B, X	6&8	All	20534-S(B90)	AR	Bolt-3/8"-16 x 2 1/4"(case to engine)
				34807-S7(X66)	AR	Lockwasher-3/8"
60/61	A, X	6&8	All	87708-S(P14)	1	Plug-pipe-1/8"-27 headless socket (front servo to case)
60/64	A, B, X	6&8	All	357916-S(PP35)	1	Plug-1/8"-27 x 3/8" hex.hd. (oil pump pressure)
62/64	B	6	All	20540-S(B92)	AR	Bolt-3/8"-16 x 2 3/8"(case to engine)
60/64	A, B, X	6&8	All	B9AZ 7A006-A	1	SPRING-FRONT OIL PUMP BALL PRESSURE
				353081-S(AA10)	1	Ball-5/16" dia. (used as front oil pump pressure check)
				7A008		PLATE-MAIN CONTROL VALVE BODY SEPARATING
60/61	A	8	352	B9AZ 7A008-B	1	Use w/o vacuum throttle valve
60	A	"Before 4/1/60"	6&8 223,292			
60/61	A	"From 4/1/60"	6&8 223,292	C0DP 7A008-A	1	Use w/o vacuum throttle valve
60/61	X		6 144			
61/62	A	"Before 11/27/61"	8 292	C1AP 7A008-C	1	Use w/ *Vac. T. V.
62	A	"From 11/27/61"	8 292	C2AZ 7A008-C	1	Use w/ *Vac. T. V.
63	A		8 289	C3AZ 7A008-C	1	
63	A		6&8 223,260	C3AZ 7A008-A	1	
63/64	B, X	"Before 11/7/68"	6 All		1	
64	A		6 223	C4DZ 7A008-A	1	
64	B, X	"From 11/7/63"	6 All		1	
63/64	B, X	"Before 10/15/63"	8 260		1	Use w/ #PCP-J, L models only
62	B		8 All	C2OZ 7A008-A	1	
62	B, X		6 170	C2DZ 7A008-B	1	
64	B, X	"From 10/15/63"	8 260	C4OZ 7A008-C	1	Use w/ #PCP-L1, M models only
				7A011		OIL SEAL-GOVERNOR
60/	A, X		6&8 All	B9AZ 7A011-A	1	1 9/16" I. D. -1 11/16" O. D. -snap ring type
62/64	A, B, X		6&8 All	B9AZ 7A011-B	1	1 9/16" I. D. -1 11/16" O. D. -snap ring type

* Vacuum throttle valve

Identification marking

YEAR	MODEL	ENGINE		PART NUMBER	QTY. PER UNIT	PART NAME AND DESCRIPTION
		CYL.	C.I.D.			
				7A011		OIL SEAL-OUTPUT SHAFT
60/64	A	6&8	All	B9AP 7A011-A	1	1" I.D. -13/16" long-rubber
62/64	B,X	8	All		1	
				372401-S(QQ68)	1	Snap ring-1" I.D. (oil seal retaining)
60/64	B,X	6	All	C0DP 7A011-A	1	15/16" I.D.
				372338-S(QQ64)	1	Snap ring-15/16" I.D. (oil seal retaining)
				7A020		INDICATOR-TRANSMISSION OIL LEVER
60/64	A	6&8	All	C0AA 7A020-D	1	
62/64	B,X	8	All		1	
60/64	B,X	6	All	C1DD 7A020-C	1	
				7B023		KIT-REGULATOR VALVE SPRING- Also refer to Group 7A270
61/62	A	6&8	All	C2AZ 7B023-A	1	Use with *Vac. T.V.
Consists of the following -						
				1-†C0AP 7A270-A		Spring-#Yellow
				1-†C0AP 7A270-B		Spring-#White
				1-†C0AP 7A270-C		Spring-#Blue
60/62	B,X	6&8	All	C2OZ 7B023-A	1	Use with *Vac. T.V.
Consists of the following						
				1-†C0DP 7A270-A		Spring-#1/8" Yellow stripe
				1-†C0DP 7A270-B		Spring-#1/8" White stripe
				1-†C0DP 7A270-C		Spring-#1/8" Blue stripe
				1-†C2OP 7A496-A		Spring-#Yellow stripe
				1-†C2OP 7A496-B		Spring-#White stripe
				1-†C2OP 7A496-C		Spring-#Blue stripe
				7B023		KIT-COMPENSATOR ADJUSTMENT
61/64	A,B,X	6&8	All	C2AZ 7B023-B	1	
Consists of the following						
				1-C3AZ 7D254-A		Pin
				1-C3AZ 7D255-B		Spring
				1-C3AZ 7A271-A		Valve
				1-C3AZ 7B425-A		Spacer
				1-C3AZ 7B432-A		Plate
				1-C1AZ 7A496-A		Spring (comp. valve)
				1-C3AZ 7A496-A		Spring (comp. valve)
				1-378877-S		Screw (No. 10-24 x 7/8")
-I.S. No.1171 Sheet No. 1 & 2						
				7034		VENT ASSEMBLY-Refer to Group 7A246
				7A034		BUSHING-EXTENSION HOUSING
60/64	A	6&8	All	B3TZ 7A034-A	1	1 1/2" I.D. -1 5/8" O.D. -1 1/2" long
62/64	B,X	6	200		1	
60/64	B,X	6	144,170	C0DP 7A034-B	1	1 3/8" I.D. -1 1/2" O.D.
				7A039		HOUSING-EXTENSION
60/64	A	6&8	All	C2AZ 7A039-A	1	
62/64	B	6&8	All	C2OZ 7A039-C	1	
60/64	X	6	All	C1DP 7A039-B	1	When used prior to 2/15/60 cantilever mountings are required
63/64	X	8	All	C3OZ 7A039-C	1	
60/64	A,B,X	6&8	All	20408-S(B81)	AR	Bolt-3/8"-16 x 1 1/8" hex.hd. (extension to case)
				373162-S(BB563A)	1	Bolt & washer assy. -3/8"-16 x 1 1/8"
60/64	A,B,X	6&8	All	351487-S(XX291)	AR	Lockwasher-3/8" external tooth
				34847-S(X74)	AR	Lockwasher-3/8"
60/64	X	6&8	All	359266-S(BB157)	AR	Bolt-3/8"-16 x 1 1/4" hex. hd.
				373889-S(BB429)	1	Bolt-knurled-3/8"-16 x 1 1/4" hex. hd.
				7A048		SHAFT and CARRIER ASSEMBLY-OUTPUT
60/62	A	6&8	All	C1AP 7A048-B	1	28 splines
63/64	A	6&8	All	C3AZ 7A048-B	1	28 splines
62	B	6&8	All	C2OZ 7A048-A	1	25 splines
63/64	B	6&8	All	C3OZ 7A048-B	1	25 splines
63/64	X	6&8	200,260		1	
63	X	6	144,170	C3DZ 7A048-B	1	25 splines-6 tooth speedometer gear rolled on shaft
64	X	6	144,170	C4DZ 7A048-B	1	25 splines-7 tooth speedometer gear rolled on shaft

* Vacuum Throttle Valve

‡ Identification Marking

† Springs are optional in pairs of like colors only. Do not use a different color combination in any one kit

YEAR	MODEL	ENGINE		PART NUMBER	QTY. PER UNIT	PART NAME AND DESCRIPTION
		CYL.	C.I.D.			
63/64	A	6&8	All	7A048 C3AZ 7A048-A	1	KIT-OUTPUT SHAFT and SUN GEAR
Consists of the following						
		1-C3AZ	7A048-B	Output shaft	1-C3AZ	7B368-A Thrust washer
		1-C3AZ	7A348-A	Sun gear	1-C3AZ	7C377-A retainer
63/64	B	6&8	All	C3OZ 7A048-A	1	
Consists of the following						
		1-C3OZ	7A048-B	Output shaft	1-C3AZ	7B368-A Thrust washer
		1-C3AZ	7A348-A	Sun gear	1-C3AZ	7C377-A Retainer
60/64	A,B	6&8	All	7052 C2AZ 7052-A	1	OIL SEAL-EXTENSION HOUSING
61/64	X	6&8	200,260		1	1 5/8" flange O.D.-1 1/2" I.D.-1 5/8" long
60/64	X	6	144,170	C1DP 7052-A	1	2 1/2" flange O.D.-1 3/8" I.D.-1 1/4" long
				7C053		GOVERNOR ASSEMBLY
60/61	A,X	6&8	All	B9AZ 7C053-A	1	Use w/o *Vac. T.V.
61/64	A,B,X	6&8	All	CIAP 7C053-B	1	Use w/ *Vac. T.V.
60/64	A,B,X	6&8	All	353351-S(AA9)	1	Ball-1/4" dia. (governor to output shaft)
				7C056		REINFORCEMENT-LOWER VALVE BODY- Refer to Group 77717
60	X	6	144	B7A 7059-A	1	SNAP RING-SPEEDOMETER DRIVING GEAR TO SHAFT
60/64	A,B,X	6&8	All	B9AZ 7C062-A	1	SEAT-OIL PRESSURE REGULATOR VALVE SPRING
60/64	A,B,X	6&8	All	C3AZ 7B067-A	1	HUB-CLUTCH-4 5/16" O.D.-51 external spline- 31 internal spline-1 3/16" wide
60/64	A,B,X	6&8	All	B9A 7086-A	1	GASKET-EXTENSION HOUSING
61/64	A,B,X	6&8	All	C1AZ 7A093-A	1	SLIPPER-FRONT OIL PUMP ROTOR - Reconditioner only
60/64	A,B,X	6&8	All	B9AZ 7C096-A	1	WASHER-REAR BRAKE DRUM THRUST
60/64	A,B,X	6&8	All	CODP 7A097-A	1	CLIP-OIL SCREEN RETAINING
60/64	A,B,X	6&8	All	CODP 7A098-A	1	SCREEN ASSEMBLY-OIL PAN
				7A100		MAIN CONTROL-VALVE BODY ASSEMBLY
60/61	A	6	223	CIAP 7A100-L	1	Use w/o *Vac. T.V.-#55,#80
61/63	A	6	223	C3AZ 7A100-Z	1	Use w/ *Vac. T.V.-#89,#95,#106,#114 & #119
63	A	8	260,352		1	#114 or #119
63	B	6&8	All		1	#89,#95,#106,#114 & #119
63	X	6&8	170,260		1	#119
64	B	8	221		1	
60/61	A	8	352-2V	C0AP 7A100-AA	1	Use w/o *Vac. T.V.-#86
60/61	A	8	292	C0AP 7A100-Z	1	Use w/o *Vac. T.V.-#85
61/62	A	8	292	C2AZ 7A100-N	1	Use w/ *Vac. T.V.-#90,#105,#107
61/62	A	8	352-2V	*C2AZ 7A100-F	1	Use w/ *Vac. T.V.-#91
63	A	8	289	C3AZ 7A100-S	1	#116,#120
64	A	6	223	C4AZ 7A100-C	1	#127
62	B	6	170	C2DZ 7A100-F	1	#101,#110
61/62	X	6	170		1	Use w/ *Vac. T.V.-#99,#101,#110
62	B	8	All	C2OZ 7A100-C	1	#102,#111
61/62	X	6	144		1	Use w/ *Vac. T.V.-#92,#98,#102,#109,#111
64	B,X	6	200	C4OZ 7A100-C	1	#124
64	B,X	8	260	C4OZ 7A100-D	1	#123
				C4OZ 7A100-E	1	#125
60/61	X	6	144	CODP 7A100-E	1	Use w/o *Vac. T.V.-#63
61	X	6	170	C1DP 7A100-A	1	Use w/o *Vac. T.V.-#72
63/64	X	6	144	C3DZ 7A100-B	1	#113,#118
63	X	6	260		1	

* Vacuum Throttle Valve

Identification Marking

YEAR	MODEL	ENGINE		PART NUMBER	QTY.	PART NAME AND DESCRIPTION
		CYL.	C.I.D.			
				7A100		MAIN CONTROL-VALVE BODY ASSEMBLY-continued
64	X	6	170	C4DZ 7A100-B	1	#122
60/64	A,B,X	6&8	All	20384-S8(B43)	2	Bolt-1/4"-20 x 1" (upper body to lower body)
				370386-S(BB126)	2	Bolt-1/4"-20 x 1 1/4" (upper body to lower body)
				357913-S(BB127)	6	Bolt-1/4"-20 x 1 5/8" (main control to case)
				34805-S(X62)	AR	Lockwasher-1/4"
				352879-S8(BB528)	1	Screw-No.10-24-1/2" (throttle valve stop to body)
				34803-S7(X60)	AR	Lockwasher-No.10
				7A103		PUMP ASSEMBLY-FRONT OIL-Also refer to Groups 7C222 & 7C223
60/62	A,B,X	6&8	All	C2AZ 7A103-A	1	
63/64	A,B,X	6&8	All	C4AZ 7A103-C	1	
60/64	A,B,X	6&8	All	372590-S(BB581)	7	Bolt-5/16"-18 x 1 1/8" (pump to case)
60/64	A,B,X	6&8	All	B9AZ 7A115-A	1	LEVER ASSEMBLY-MANUAL CONTROL VALVE DETENT
				33798-S(M62)	1	Nut-5/16"-24 (lever to 7A256 lever)
				34806-S7(X64)	1	Lockwasher-5/16"
60/64	A,B,X	6&8	All	B9AZ 7A117-A	1	LEVER ASSEMBLY-PARKING PAWL TOGGLE OPERATING
60/64	A,B,X	6&8	All	B9AZ 7A127-A	1	VALVE-MAIN CONTROL REAR PUMP CHECK- Includes-(1) valve, (1) clip, (1) 373216-S ball
				376861-S(AA16)	1	Ball-17/32" dia. -nylon
				7A135		VALVE ASSEMBLY-MAIN CONTROL REGULATOR
60/61	A,X	6&8	All	B9AP 7A135-A	1	Use w/o *Vac. T.V.
61/64	A,B,X	6&8	All	C2OZ 7A135-A	1	Use w/ *Vac. T.V.
60/64	A,B,X	6&8	All	C0DP 7A136-A	1	GASKET-FRONT OIL PUMP TO CASE
				7A146		ROTOR-FRONT OIL PUMP
61/62	A,B,X	6&8	All	C1AZ 7A146-A	1	No oil pick up notches-Reconditioner only
63/64	A,B,X	6&8	All	C3AZ 7A146-C	1	With oil pick up notches
60/64	A,B,X	6&8	All	C2AZ 7A149-B	1	PUMP ASSEMBLY-REAR OIL
				373564-S(BB562D)	4	Screw & washer assy.-5/16"-18 x 1 7/8" (pump to case)
				34806-S7(X64)	4	Lockwasher-5/16"
60/64	A,B,X	6&8	All	B9AZ 7A152-A	1	COVER-REAR OIL PUMP
				20344-S8(B42)	2	Bolt-1/4"-20 x 3/4" (cover to pump)
				34805-S8(X62)	2	Lockwasher-1/4"
				7153		KIT-GASKET and OIL SEALS-Also refer to Group 7C288
60/64	A,B,X	6&8	All	C3AZ 7153-E	1	

Consists of the following

OIL SEALS

- 2-B9AZ 7A011-B
- 1-C0DP 7A136-A
- 1-C0AZ 7C169-A
- 1-C2AZ 7C169-B
- 1-C2AZ 7A248-A
- 1-B9AZ 7A294-A
- 2-B9AZ 7A294-B
- 1-B9AZ 7A294-C
- 2-B9AZ 7C328-A
- 1-B9AZ 7B498-A
- 1-C0DP 7A548-A
- 1-1P 77265-B
- 1-B9A 77357-A
- 1-B9A 77357-B
- 1-B9A 77357-C
- 1-B9A 77407-A
- 2-87012-S94
- 1-373351-S

GASKETS

- 1-B9A 7086-A
- 1-B9AZ 7A191-B

GROMMET

- 1-371144-S

BOLT

- 3-372590-S

60/64	A,B,X	6&8	All	B9AZ 7A162-A	1	BAND ASSEMBLY-FRONT
				7A164		PISTON and PIN ASSEMBLY-FRONT SERVO
60/62	A,X	6	All	B9AZ 7A164-B	1	3 1/2" O.D. -4" long shaft
63/64	A,X	6&8	All		1	
62/64	B	6&8	All		1	
60/62	A	8	292	B9AZ 7A164-C	1	3 5/8" O.D. -4" long shaft
60/62	A	8	352	B9AZ 7A164-A	1	4 3/8" O.D. -4" long shaft

*Vacuum Throttle Valve

Identification Marking

7B164

PLATE ASSEMBLY-CLUTCH INTERNAL and
SPLINE

YEAR	MODEL	ENGINE		INTERNAL SPLINE PLATE		EXTERNAL SPLINE PLATE	
		CYL.	C.I.D.	(FRICTION) - 7B164	Qty. Req'd.	(STEEL) - 77573	Qty. Req'd.
60/63	A	6	223	B9AZ 7B164-A	3	B9A 77573-A	3
64	A	6	223		4		4
63	A	8	260,289		4		4
60/62	A	8	292		4		4
60/61	A	8	352		5		5
62/63	A	8	352		4		4
61/64	B,X	6	170		2		3
63/64	B,X	6	200		3		3
62/63	B	8	221		3		3
62/63	B,X	8	260		4		4
64	B,X	8	260		3		3
60/64	X	6	144		2		2

YEAR	MODEL	ENGINE		PART NUMBER	QTY.	PART NAME AND DESCRIPTION
		CYL.	C.I.D.			
60/64	A, B, X	6&8	All	B9AZ 7A169-A	1	LEVER-REAR BAND SERVO ACTUATING
				7C169		OIL SEAL-PRIMARY SUN GEAR-INTERMEDIATE
60/62	A, B, X	6&8	All	C0AZ 7C169-A	1	1 1/8" O.D.-cast iron-snap ring type
62/64	A, B, X	6&8	All	C2AZ 7C169-B	1	1 1/8" O.D.-cast iron
60/64	A, B, X	6&8	All	B9AZ 7A171-A	1	SHAFT-REAR BAND SERVO ACTUATING LEVER
60/64	A, B, X	6&8	All	B9AZ 7A172-A	1	STRUT-REAR BAND ACTUATING
				7B173		COVER-REAR BAND SERVO
60/64	A, B, X	6&8	All	B9AZ 7B173-A	1	Use w/ column shift
63	A	8	All	C3AZ 7B173-A	1	Use w/ console shift
60/64	A, B, X	6&8	All	20326-S7(B49)	4	Bolt-5/16"-18 x 5/8" (cover to case)
				34806-S7(X64)	4	Lockwasher-5/16"
60/64	A, B, X	6&8	All	B6AZ 7A175-A	1	STRUT-FRONT BAND ANCHOR
60/64	A, B, X	6&8	All	B9AZ 7A175-A	1	ANCHOR-REAR BAND
				C2DZ 6666-A	1	Use cup in anchor hole
60/64	A, B, X	6&8	All	B9AZ 7A176-A	1	BAND ASSEMBLY-REAR
60/64	A, B, X	6&8	All	B9AZ 7A180-A	1	SPRING-PARKING PAWL TORSION
60/64	A, B, X	6&8	All	C4AZ 7A182-A	1	GEAR-CLUTCH SUN
				7190		ROLLER-CONVERTER-Refer to Group 7A813
60/64	A, B, X	6&8	All	B9AZ 7A191-B	1	GASKET-OIL PAN TO CASE
60/64	A, B, X	6&8	All	C1AZ 7A194-B	1	PAN ASSEMBLY-TRANSMISSION OIL
				87708-S(P14)	1	Plug-pipe-1/8"-27 dry seal
				20326-S7(B49)	14	Bolt-5/16"-18 x 5/8" (oil pan to case)
				34806-S7(X64)	14	Lockwasher-5/16"
60/64	A, B, X	6&8	All	B9AP 7A202-A	1	VALVE-MAIN CONTROL FRONT PUMP CHECK
				7A205		SPRING-MAIN CONTROL FRONT PUMP CHECK
						VALVE
60/62	A, B, X	6&8	All	B9AP 7A205-A	1	11/16" free length-tapered
62/64	A, B, X	6&8	All	C2AZ 7A205-A	1	3/4" free length-tapered
				7C222		KIT-FRONT PUMP OVERHAUL
60/64	A, B, X	6&8	All	C1AZ 7C222-B	1	
Consists of the following						
	1-CODP 7A136-A	Gasket	1-COAP 7B261-A	Bushing	1-1P 77868-A	Seal
	1-C2AZ 7A248-A	Seal	1-B9AZ 7C328-A	Seal	7-372590-S	Screw & Washer
	1-COAP 7B258-A	Bushing				
60/64	A, B, X	6&8	All	B9AZ 7A223-A	2	RETAINER-FRONT OIL PUMP BALL PRESSURE
				7C223		SPRING
60/64	A, B, X	6&8	All	C1AZ 7C223-A	1	KIT-FRONT PUMP BALL CHECK
Consists of the following						
	1-B9AZ 7A006-A	Spring	2-B9A 77822-A	Snap ring	2-353081-S	Ball
	2-B9AZ 7A223-A	Retainer	1-B9A 77824-A	Spring		

YEAR	MODEL	ENGINE		PART NUMBER	QTY.	PART NAME AND DESCRIPTION
		CYL.	C.I.D.			
				7A228		TUBE ASSEMBLY-OIL FILLER
60/62	A	6&8	All	C1AA 7A228-B	1	
63/64	A	6	All		1	
63	A	8	All	C3AZ 7A228-A	1	
63/64	B,X	8	All		1	
60/64	B,X	6	All	C2OA 7A228-C	1	
62	B	8	All	C2OZ 7A228-A	1	
				7A229		CLAMP-OIL FILLER TUBE
60/64	A	6	All	C1AA 7A229-C	1	
60/64	A	8	All	C1AA 7A229-A	1	
60/64	A,B,X	6&8	All	B9AZ 7A240-A	174	NEEDLE BEARINGS-SHORT PLANET GEAR
				7A242		WASHER-PLANET GEAR THRUST
60/64	A,B,X	6&8	All	B9AZ 7A242-A	6	Use w/ long planet gear
				B9AZ 7A242-B	6	Use w/ short planet gear
				7A246		TUBE-TRANSMISSION BREATHER
60/64	A	6&8	All	*C1AP 7A246-A	AR	Dealer improvise from 5/16" dia. tubing
62/64	B	8	All	C2OZ 7A246-A	1	
60	X	6	All	C0DP 7034-A	1	
61/64	X	6&8	All	C1DP 7A246-A	1	
60/64	A,B,X	6&8	All	C2AZ 7A248-A	1	OIL SEAL-FRONT OIL PUMP-2 3/4" O.D. - 2" I.D. -3/8" thick
60/64	A,B,X	6&8	All	*C3DP 7A254-A	AR	TUBE-OIL COOLER BYPASS-Dealer improvise from 8C 2269-A bulk tubing
60/64	A,B,X	6&8	All	C3AZ 7D254-A	1	PIN-COMPENSATOR VALVE SPRING
				7D255		ADJUSTMENT-Also serviced in 7B023 kit SPRING-COMPENSATOR SPRING ADJUSTING- Also serviced in 7B023 kit
63/64	A,B,X	6&8	All	C3AZ 7D255-A	AR	7 coils
				C3AZ 7D255-B	AR	6 coils-includes (1) 378877-S screw
				7A256		LEVER ASSEMBLY-MANUAL CONTROL
60/64	A,B	6&8	All	B9AZ 7A256-A	1	
60/64	X	6&8	All	C0DP 7A256-A	1	
60/64	A,B,X	6&8	All	C0AP 7B256-A	1	BUSHING-OUTPUT SHAFT-1 1/4" O.D. -1" I.D. - 3/8" wide
60/64	A,B,X	6&8	All	C0AP 7B257-A	1	BUSHING-REAR BRAKE DRUM SUPPORT- 2 1/2" O.D. -2 3/8" I.D. -15/16" long
60/64	A,B,X	6&8	All	C0AP 7B258-A	1	BUSHING-FRONT OIL PUMP-2 1/8" O.D. - 2" I.D. -1/2" long
				7A259		LEVER ASSEMBLY-KICKDOWN CONTROL- OUTER
60/61	A	6&8	All	*B9AZ 7A259-A	1	Use w/o *Vac. T.V. -not replaced
61/64	A	6&8	All	C1AZ 7A259-A	1	Use w/ *Vac. T.V.
62/64	B	6	All	C2OZ 7A259-C	1	
62/64	B,X	8	All	C2OZ 7A259-A	1	
60/61	X	6	All	*C0DP 7A259-C	1	Use w/o *Vac. T.V. - not replaced
61/64	X	6	All	C1DP 7A259-C	1	Use w/ *Vac. T.V.
60/64	A,B,X	6&8	All	33798-S8(M62)	1	Nut-5/16"-24 (lever to 77283 inner lever)
				34806-S(X64)	1	Lockwasher-5/16"
60/64	A,B,X	6&8	All	C0AP 7B260-A	1	BUSHING-REAR OIL PUMP BODY-2" O.D. - 1 7/8" I.D. -7/8" long
60/64	A,B,X	6&8	All	C2OZ 7A261-A	1	SPRING-MANUAL CONTROL VALVE DETENT LEVER-1" long-4 coils
60/64	A,B,X	6&8	All	C0AP 7B261-A	1	BUSHING-CONVERTER STATOR SUPPORT- 1 3/16" O.D. -1" I.D. -1" long

* Vacuum throttle valve

YEAR	MODEL	ENGINE		PART NUMBER	QTY.	PART NAME AND DESCRIPTION
		CYL.	C.I.D.			
				7A262		PISTON-CLUTCH
60/62	A	8	352	C0AP 7A262-C	1	#C0AP 7A258-C
60/63	A	6	All	C0AP 7A262-A	1	#C0AP 7A258-A
62/64	B,X	6&8	200,221		1	
64	B,X	8	260		1	
64	A	6	All	C0AP 7A262-B	1	#C0AP 7A258-B
60/64	A	8	All exc		1	
			352			
62/64	B,X	8	260		1	
61/64	B,X	6	170	C1DP 7A262-A	1	#C1DP 7A258-A
60/64	X	6	144	C0DP 7A262-A	1	#C0DP 7A258-A
60/64	A,B,X	6&8	All	87074-S94(T7)	1	"O" ring seal-2 5/8" O.D. (clutch piston)
				373351-S(KK47)	1	"O" ring seal-2 7/8" O.D. (clutch piston)
60/64	A,B,X	6&8	All	B9AZ 7A266-A	1	PISTON-REAR BAND SERVO
				7A270		SPRING-OIL PRESSURE REGULATOR VALVE- Also refer to Group 7B023
63/64	A,B,X	6&8	All	C3AZ 7A270-A	1	3 7/8" long-15 coils
63/64	A,B,X	6&8	All	C3AZ 7A271-A	1	VALVE-OIL PRESSURE REGULATOR COMPENSATOR ADJUSTMENT
60/64	A,B,X	6&8	All	C0AP 7A272-A	1	SPRING-CLUTCH PISTON
63/64	A,B,X	6&8	All	C3AZ 7D273-A	1	CONNECTOR ASSEMBLY-OIL TUBE
				370865-S9(KK93)	1	Seal-1/2" O.D.
63/64	A,B,X	6&8	All	C3AZ 7D274-A	1	PLUG ASSEMBLY-FRONT PUMP PRESSURE
				370865-S(KK43)	1	Seal-1/2" O.D.
60/64	A,B,X	6&8	All	C4DZ 7D285-A	1	SEAL-OIL TUBE FILLER
60/64	A	6&8	All	B9AZ 7C288-A	1	KIT - GASKET and SEAL
	Consists of the following					
	1-B9A 7086-A Gasket		1-1P 77265-B	"O" ring		1-B9A 77357-B Seal
	1-C0DD 7A136-A Gasket		1-B9A 77288-A	Seal assy.		1-B9A 77357-C Seal
	1-B9AZ 7A191-A Gasket		1-B9A 77357-A	Seal		1-B9A 77407-A Seal
				7A294		OIL SEAL-FRONT BAND SERVO PISTON
60/62	A,X	6	All	B9AZ 7A294-C	1	3 1/8" O.D.-2 5/8" I.D.
62	B	6&8	All		1	
63/64	A,B,X	6	All		1	
60/62	A	8	292	B9AZ 7A294-B	1	3 11/16" O.D.-3 1/4" I.D.
63/64	A,B,X	8	All		1	
60/62	A	8	352	B9AZ 7A294-A	1	4 3/8" O.D.-3 15/16" I.D.
60/64	A,B,X	6&8	All	B9AZ 7A294-B	1	OIL SEAL-REAR BAND SERVO PISTON- 3 11/16" O.D.-3 1/4" I.D.
60/64	A,B,X	6&8	All	B9AZ 7C328-A	2	OIL SEAL-CLUTCH CYLINDER-2 3/8" O.D.
				7A348		GEAR and SHAFT ASSEMBLY-INPUT and PRIMARY SUN
60/62	A,B,X	6&8	All	C2AZ 7A348-B	1	
63/64	A,B,X	6&8	All	C3AZ 7A348-A	1	
60/64	A,B,X	6&8	All	B9AZ 7A360-A	1	CYLINDER-CLUTCH
60/64	A,B,X	6&8	All	C3AZ 7B368-A	1	WASHER-OUTPUT SHAFT REAR THRUST
61/64	A,B,X	6&8	All	C1AZ 7A377-B	1	DIAPHRAGM ASSEMBLY-VACUUM THROTTLE VALVE
				7C377		RETAINER-PLANET GEAR SHAFT-Refer to Group 77183
61/64	A,B,X	6&8	All	C2AZ 7A380-B	1	ROD-VACUUM THROTTLE VALVE
62/64	A,B,X	6&8	All	C2OZ 7C389-A	1	VALVE-MAIN CONTROL MANUAL
60/64	A,B,X	6&8	All	B9AZ 7B423-A	1	SPRING-THROTTLE CONTROL LEVER
63/64	A,B,X	6&8	All	C3AZ 7B425-A	1	SPACER-OIL PRESSURE COMPENSATOR VALVE
61/64	A,B,X	6&8	All	C1AP 7B426-A	1	GASKET-THROTTLE CONTROL VALVE DIAPHRAGM
61/64	A,B,X	6&8	All	C1AP 7B428-B	1	RETAINER-THROTTLE PRESSURE BOOSTER VALVE PLUG

Identification marking

YEAR	MODEL	ENGINE		PART NUMBER	QTY.	PART NAME AND DESCRIPTION
		CYL.	C.I.D.			
61/64	A,B,X	6&8	All	C1AP 7B429-B	1	PLATE ASSEMBLY-MAIN CONTROL UPPER VALVE BODY
				7B432		PLATE-MAIN CONTROL LOWER VALVE BODY-RIGHT FRONT
61/63	A,B,X	6&8	All	C1AP 7B432-A	1	Use w/o adjustable compensator feature
63/64	A,B,X	6&8	All	C3AZ 7B432-A	1	Use w/ adjustable compensator feature
61/64	A,B,X	6&8	All	374067-S(BB637D)	AR	Screw-No.10-24 x 7/16" (plate to valve body)
				34803-S(X60)	AR	Lockwasher-No.10
61/64	A,B,X	6&8	All	C1AP 7B434-B	1	REINFORCEMENT-UPPER VALVE BODY-LEFT REAR
63/64	A,B,X	6&8	All	B9AZ 7A435-B	1	CLIP-LOWER VALVE BODY
60/64	A,B,X	6&8	All	B9AZ 7A441-A	1	PAWL-PARKING
60/64	A,B,X	6&8	All	B9AZ 7A442-A	5	SLIPPER-REAR OIL PUMP
60/64	A,B,X	6&8	All	B9AZ 7A478-A	1	RETAINER-OIL PRESSURE REGULATOR VALVE
63/64	A,B,X	6&8	All	C3AZ 7A496-A	1	SPRING-COMPENSATOR VALVE-1 11/16" long-9 1/2 coils
60/64	A,B,X	6&8	All	C0AP 7A497-A	1	ROTOR-REAR OIL PUMP
				7A498		SPRING-FRONT OIL PUMP SLIPPER
60	A,X	6&8	All	B9AZ 7A498-A	7	3/4" long-9 coils-use with slipper spring pockets in pump rotor
60/64	A,B,X	6&8	All	C0AP 7A498-A	7	5/8" long-9 coils-use with pump rotors without slipper spring pockets
60/64	A,B,X	6&8	All	B9AZ 7B498-A	1	OIL SEAL-MANUAL CONTROL LEVER
				7A499		SPRING-REAR OIL PUMP SLIPPER
60	A,X	6&8	All	B9AZ 7A499-A	7	7/16" long-12 coils-use with slipper spring pockets in pump rotor
60/64	A,B,X	6&8	All	C0AP 7A499-A	7	9/16" long-9 1/2 coils-use with pump rotors without slipper spring pockets
60/64	A,B,X	6&8	All	B9AZ 7A527-A	1	RETAINER-CLUTCH PISTON SPRING
				7A533		WASHER-CLUTCH CYLINDER THRUST-Selective fit
60/64	A,B,X	6&8	All	B9AZ 7A533-A	AR	3 3/8" O.D. -.065" thick
				B9AZ 7A533-B	AR	.075" thick
				B9AZ 7A533-C	AR	.084" thick
				B9AZ 7A533-D	AR	.093" thick
60/64	A,B,X	6&8	All	C0DP 7A548-A	1	OIL SEAL-CLUTCH PISTON-4 7/8" O.D.-4 3/8" I.D.
				7A813		ROLLER-CONVERTER STATOR CLUTCH -
60/64	A,B,X	6&8	All	C4AZ 7190-B	AR	Reconditioner only
				7A814		SPRING - CONVERTER STATOR CLUTCH -
60/	A,B,X	6&8	All	B9AZ 7A814-A	AR	Reconditioner only
62/64	B	6	All	C2OZ 7A816-A	1	COVER-CONVERTER HOUSING AIR INTAKE-Includes-(2) 373302-S screws
				7902		CONVERTER ASSEMBLY
60/62	A	6&8	223,292	B9AZ 7902-A	1	#C or #S-includes (1) C3AZ 7A146-C and B9AZ 7A146-A, (7) C0AP 7A498-A springs and I.S. No.1010
63/64	A	6	223	C3AZ 7902-C	1	#K
63	A	8	260,289	▲C3AZ 7902-H	1	#J - includes (1)C3AZ 7A146-C & I.S. No.1010
62	B	8	All		1	
63	B	8	221		1	
60/62	A	8	352	C3AZ 7902-J	1	#E or #L - includes (1) C3AZ 7A146-C and B9AZ 7A146-A & I.S. No.1010
62/64	B	6	All	▲C3OZ 7902-H	1	#H - includes (1) C3AZ 7A146-C & I.S. No.1010
64	X	6	200		1	
63/64	B	8	260	C3AZ 7902-A	1	
60/64	X	6	144,170	▲C3DZ 7902-B	1	Includes (1) C3AZ 7A146-C and B9AZ 7A146-A, (7) C0AP 7A498-A and I.S. No.1010

Identification marking

▲ Includes (4) 378941-S locknuts on converter studs

YEAR	MODEL	ENGINE		PART NUMBER	QTY.	PART NAME AND DESCRIPTION
		CYL.	C.I.D.			
60/64	A	8	All	7902		CONVERTER ASSEMBLY-continued
				B 11382	3	Bolt-3/8"-24 x 11/16" (converter tabs to flywheel)
				370444-S(XX135)	3	Washer-3/8"
				34370-S8(M99)	AR	Nut-lock-3/8"-24 (converter to flywheel)
60/64	A,B,X	6&8	All	356403-S(XX126)	AR	Washer-3/8"
				357916-S(PP35)	2	Plug-pipe-1/8"-27 dryseal (converter drain)
63/64	A	6	All	7908		IMPELLER-CONVERTER
				C3AZ 7908-B	1	Reconditioner only
63/64	B,X	6	All	C3OZ 7908-A	1	Reconditioner only
60/64	A,B,X	6&8	All	B9AZ 7915-A	1	HUB-CONVERTER IMPELLER-Reconditioner only
60/64	A,B,X	6&8	All	C2AZ 7926-A	1	HUB-CONVERTER TURBINE-Reconditioner only
63/64	A	6	All	7932		STATOR ASSEMBLY-CONVERTER
				C2AZ 7932-B	1	Reconditioner only
64	B	8	260	C3AZ 7932-A	1	Reconditioner only
60/64	B,X	6	All	C0DP 7932-A	1	Reconditioner only
60/64	A,B,X	6&8	All	7937		WASHER-CONVERTER STATOR FRONT and REAR THRUST
				C5AZ 7937-A	AR	#C5AP 7937-A -Reconditioner only
				C5AZ 7937-B	AR	#C5AP 7937-B -Reconditioner only
				C5AZ 7937-D	AR	#C5AP 7937-B
60/64	A,B,X	6&8	All	7937		WASHER-TURBINE TO COVER FRONT THRUST-Reconditioner only
				C5DZ 7937-A	AR	2" I.D. -2 15/16" O.D.
60/64	A,B,X	6&8	All			Selective fit
60/64	A,B,X	6&8	All	B9AZ 7937-A	AR	1 5/16" I.D. -2 3/4" O.D.
				C6AZ 7937-C	AR	.076" thick - #Red
				C6AZ 7937-D	AR	.090" thick - #Yellow
				C6AZ 7937-E	AR	.062" thick - #Black
60/64	A,B,X	6&8	All	1P 7945-A	2	SNAP RING-CONVERTER STATOR RETAINING
60/62	A,B,X	6&8	All	B9AZ 7946-A	1	RACE-CONVERTER STATOR CLUTCH-INNER-Reconditioner only
63/64	A,B,X	6&8	All	C2AZ 7946-A	1	
63/64	A,B,X	6&8	All	C2AZ 7947-C	1	RACE-CONVERTER STATOR CLUTCH-OUTER
60/64	B,X	6	All	C3DZ 7950-A	1	COVER and STARTER RING GEAR ASSEMBLY-CONVERTER - Reconditioner only
64	B,X	8	All	C3OZ 7950-A	1	Reconditioner only
60/64	B,X	6&8	All	C4AZ 7964-A	1	STUD-CONVERTER DRIVE
62	B	6	170	7986		COVER-CONVERTER HOUSING
				C2OA 7986-A	1	
63/64	B	6	170	C3OZ 7986-A	1	
62/64	B,X	8	All	C2OA 7986-B	1	
63	A	8	260			
60/64	X	6	144	C0DD 7986-A	1	
63	X	6	170	C3DZ 7986-A	1	
64	X	6	170	C4DZ 7986-A	1	
60/64	A	6	All	7987		PAN-CONVERTER HOUSING
				B9A 7987-A	1	
60/62	A	8	292	B9A 7987-B	1	
60/62	A	8	352	B9A 7987-C	1	
60/64	A,B,X	6&8	All	B9AP 77067-A	1	WASHER-OUTPUT SHAFT FRONT THRUST-1" I.D. -1 7/8" O.D.
60/64	A,B,X	6&8	All	*B9A 77136-A	1	SNAP RING-GOVERNOR
60/64	A,B,X	6&8	All	B9A 77165-A	1	DRUM ASSEMBLY-REAR BRAKE
60/64	A,B,X	6&8	All	77176		SHAFT-PLANET GEAR
				B9A 77176-A	3	3 5/16" long-1/2" dia.-use w/ long gear
				B9A 77176-B	3	3 5/16" long-5/8" dia.-use w/ short gear

Identification marking

YEAR	MODEL	ENGINE		PART NUMBER	QTY.	PART NAME AND DESCRIPTION
		CYL.	C.I.D.			
				77181		GEAR-PLANET
60/64	A,B,X	6&8	All	B9A 77181-A	3	Long gear-2 1/2" long-1 7/16" O.D.-19 teeth
				B9A 77181-B	3	Short gear-1 3/16" long-2 1/8" O.D.-31 teeth
60/64	A,B,X	6&8	All	B9A 77182-A	3	SPACER-SHORT PLANET GEAR-1 1/8" O.D.-5/8" I.D.-1 5/16" long
				77183		RETAINER-OUTPUT SHAFT and PLANET GEAR ASSEMBLY
60/62	A,B,X	6&8	All	B9A 77183-A	1	
63/64	A,B,X	6&8	All	C3AZ 7C377-A	1	
60/64	A,B,X	6&8	All	27081-S8(U175)	3	Screw-No.10-32 x 1/2" (retainer to case)
60/64	A,B,X	6&8	All	34803-S7(X60)	3	Lockwasher-No.10
60/64	A,B,X	6&8	All	B9A 77185-A	138	NEEDLE BEARING-LONG PLANET GEAR
				77186		SPACER-PLANET GEAR NEEDLE BEARING
60/64	A,B,X	6&8	All	B9A 77186-A	3	9/16" long-use w/ long planet gear
				B9A 77186-B	3	3/16" long-use w/ short planet gear
60/64	A,B,X	6&8	All	1P 77265-B	1	OIL SEAL-THROTTLE CONTROL LEVER
60/64	A,B,X	6&8	All	B9A 77283-A	1	LEVER-THROTTLE CONTROL-INNER
60/64	A,B,X	6&8	All	B9A 77312-A	1	PIN-PARKING PAWL
60/64	A,B,X	6&8	All	B9A 77314-A	1	SPRING-PARKING PAWL TOGGLE RETURN
				77357		SEAL-FRONT SERVO COVER TO CASE
60/62	A	8	292	B9A 77357-B	1	3 11/16" I.D.
60/62	A	8	352	B9A 77357-C	1	4 7/16" I.D.
60/62	A,X	6	All	B9A 77357-A	1	3 1/8" I.D.
63/64	A,B,X	6&8	All		1	
62	B	6&8	All		1	
60/62	A,X	6	All	B9A 77367-C	1	COVER-FRONT BAND SERVO
63/64	A,B,X	6&8	All		1	
62	B	6&8	All		1	
60/64	A,B,X	6&8	All	20326-S7(B49)	AR	Bolt-5/16"-18 x 5/8" (cover to case)
				34806-S7(X64)	AR	Lockwasher-5/16"
60/64	A,B,X	6&8	All	B9A 77380-A	1	ADJUSTER-FRONT BAND
				371569-S(MM53)	1	Nut-1/2"-16 (adjuster stop)
60/64	A,B,X	6&8	All	B9A 77407-A	1	SEAL-REAR SERVO COVER TO CASE
60/64	A,B,X	6&8	All	B9A 77408-A	1	GUIDE-REAR BAND SERVO PISTON ROD
60/64	A,B,X	6&8	All	B9A 77409-A	1	ROD-REAR BAND SERVO PISTON
60/64	A,B,X	6&8	All	B9A 77415-A	1	SPRING-REAR BAND SERVO PISTON
60/64	A,B,X	6&8	All	B9A 77417-A	1	SNAP RING-REAR BAND SERVO PISTON RETAINING
60/64	A,B,X	6&8	All	B9A 77418-A	1	SEAT-REAR BAND SERVO PISTON
				33925-S7(M33)	2	Nut-3/8"-24
60/64	A,B,X	6&8	All	B9A 77503-A	1	BEARING ASSEMBLY-PRIMARY SUN GEAR FRONT
60/64	A,B,X	6&8	All	B9A 77504-A	1	RACE-PRIMARY SUN GEAR FRONT BEARING ASSEMBLY
60/64	A,B,X	6&8	All	B9A 77523-A	1	SNAP RING-CLUTCH PLATE ASSEMBLY RETAINING
60/64	A,B,X	6&8	All	B9A 77567-A	1	SNAP RING-CLUTCH PISTON SPRING RETAINER
				77573		PLATE ASSEMBLY-CLUTCH EXTERNAL SPLINE-Refer to Group 7B164
60/	A,B,X	6&8	All	B9A 77607-A	1	PLUNGER-MANUAL VALVE DETENT LEVER
60/61	A,X	6&8	All	B9A 77631-A	1	FITTING-OIL FILLER TUBE
				77717		PLATE-MAIN CONTROL LOWER VALVE BODY
60/61	A,X	6&8	All	*B9A 77717-A	1	Left front-use w/o *Vac. T.V.
61/64	A,B,X	6&8	All	C1AP 7C056-A	1	Left front-use w/ *Vac. T.V.
60/61	A,X	6&8	All	*B9A 77717-B	1	Left rear
60/64	A,B,X	6&8	All	B9A 77750-A	1	PLATE-MAIN CONTROL LOWER VALVE BODY-Right rear
60/64	A,B,X	6&8	All	B9A 77822-A	2	SNAP RING-FRONT OIL PUMP BALL
60/64	A,B,X	6&8	All	B9A 77824-A	1	SPRING-FRONT OIL PUMP CHECK VALVE
60/64	A,B,X	6&8	All	1P 77868-A	2	OIL SEAL-FRONT OIL PUMP CHECK VALVE

* Vacuum throttle valve

YEAR	MODEL	ENGINE		QUANTITY			PART NUMBER	PART NAME and DESCRIPTION	
		CYL.	C.I.D.	FM	FX	MX			
							7A003	SPRING - FRONT BAND SERVO PISTON RETRACTING	
60/	A, S	6&8	All	1	1	1	B5AZ 7A003-A	Approx. 2" long-7/8" O.D.	
							7005	CASE ASSEMBLY	
60	A	6	All	1			CITZ 7005-B	Includes I.S. #971, -breather tube hole is tapped	
				1			CITZ 7005-C	Includes I.S. #971-breather tube hole is tapped	
				1			CITZ 7005-D	Includes I.S. #971 & #2014, (1)C5AZ7A246-A breather tube, (1) C5AP 7B493-A clip-breather tube is not tapped	
60/	A	6&8	All		1		B8AZ 7005-E	Includes (1) 1P77308-A pin, (1) C3AZ 7A119-A pin, (2) 92039-S drive screws, (1) I.S. #1035, (1) I.S. #971, (1) I.S. #2014, (1) C5AZ 7A246-A tube, (1) C5AP 7B439-A clip (breather hole not tapped for tube)	
60/	A, S	6&8	All exc. 430			1	B8AZ 7005-F	Includes (1) 1P77308-A pin (1) C3AZ 7A119-A pin, (1) 353777-S connector-3/8" x 5/8", (1) 372226-S connector-3/8" x 1/2", (2) 92039-S drive screw, (1) C3AZ 6730-A plug, (1) C2OZ 6734-A washer, (1) I.S. #971 & #1035	
60	S	8	430			1	★COMP 7005-R	Not replaced	
60/	A, S	6&8	All	AR	AR	AR	AR	87650-S(P12)	Plug-1/8"-27 x 9/16" (to plug servo hole in case)
								87651-S(P12A)	Plug-1/4"-18 x 9/16" (to plug servo hole in case)
								357221-S (PP20C)	Plug-5/16" dia. x 5/16" long (to plug servo hole in case)
								353055-S7(PP29)	Plug-1/4"-18 thd. -extended head-1 3/16" long (case drain)
								357916-S(PP35)	Plug-1/8"-27 dry seal taper thd. -hex. hd. -5/8" long (case drain)
								★358530-S	Plug-11/32" x 5/16"
								★357220-S	Pin-dowel-3/8" x 5/8" (case locating)
								7A008	PLATE - MAIN CONTROL VALVE BODY SEPARATING - Also serviced in 7D239 kit
61/62	A, S	6&8	All		x	x		★ 7A008	Serviced in 7D239 kit only
63/	A	6&8	All		1			C3AZ 7A008-E	
60	A, S	8	All			1		COAP 7A008-A	
61/	A	8	390 P/C			1		C3AZ 7A008-F	Use with all main control valve bodies exc. #22
61/	A	8	390 P/C			1		C3AZ 7A008-G	Use with main control valve body identified as #22
63/	A, S	8	All exc P/C			1		C3AZ 7A008-D	
60/	A, S	6&8	All	AR	AR	AR		357913-S (BB127)	Bolt-hex. hd. -1/4"-20 x 3/4"-1 5/8"
								34805-S7(X62)	Lockwasher-1/4"
63	S	8	All			1		C3SZ 7C008-A	CLIP - OIL COOLER TUBE
								7A011	OIL SEAL - OUTPUT SHAFT
60/	A	6&8	All	1	1			B9AP 7A011-A	1" I.D. -13/16" long-#(4) ribs on O.D.
				1	1			372401-S(QQ68)	Snap ring-1 1/16" I.D. (oil seal retaining)
60/	A, S	8	All			1		B8AZ 7A011-A	1 3/16" I.D. -1 1/4" long-#(5) ribs on O.D.
						1		372292-S(QQ69)	Snap ring-1 1/4" I.D. (oil seal retaining)
60	S	8	430			1		B8E 7014-A	SLEEVE - PARKING PAWL TORSION LEVER SUPPORT

Identification marking

YEAR	MODEL	ENGINE		QUANTITY			PART NUMBER	PART NAME and DESCRIPTION
		CYL.	C.I.D.	FM	FX	MX		
							7015	SHAFT ASSY. - INPUT
60/	A	6&8	All	1	1		C0AZ 7015-C	7 21/32" long-54 teeth-29 splines
60	A, S	8	352			1	C0AP 7015-B	7 3/4" long-54 teeth-29 splines
61/63	A, S	8	All			1	C1AP 7015-B	7 23/32" long-54 teeth-29 splines
63/	A, S	6&8	All			1	C3AZ 7015-A	7 23/32" long-54 teeth-29 splines-includes C3AZ 7120-A bushing
60	S	8	430			1	B8E 7015-A	7 3/4" long-60 teeth-31 splines
							7019	WASHER - INPUT SHAFT THRUST
60/	A, S	6&8	All exc. 430	1	1	1	B5S 7019-A	2 3/4" O.D. -1 3/8" I.D. -(4) oil grooves on each side
60	S	8	430			1	B8E 7019-A	3 1/2" O.D. -1 1/2" I.D.
							7D019	SEAL - OIL DISTRIBUTOR SLEEVE - Refer to Group 77883
							7A020	INDICATOR - TRANSMISSION OIL LEVEL
60	A	6	All	1			B9AA 7A020-A	
60/64	A	6&8	All		1			
60/	A	8	All			1	C1AA 7A020-A	
60	S	8	352			1		
60	S	8	430			1	C0LL 7A020-B	
61	S	8	All			1	C1SS 7A020-B	
62	S	8	All			1	C2SZ 7A020-A	
62/	S	8	All			1	C2SZ 7A020-B	
							7025	BUSHING - CASE
60/62	A	6&8	All	1	1		B1A 7025-A	1 1/2" O.D. -3/4" long-steel backed
60/	A	6&8	All	1	1		B1A 7025-B	1 1/2" O.D. -3/4" long-bronzed backed
60/	A, S	6&8	All exc. 430			1	B5A 7025-A	1 1/2" O.D. -7/8" long
60	S	8	430			1	C0MP 7025-A	1 5/8" O.D. -7/8" long
							7B025	KIT - OIL PRESSURE REGULATOR VALVE
60/	A, S	6&8	All exc. P/C & Spl.	1	1	1	C0AZ 7B025-B	Consists of: (1) B9AP 7A270-C spring (#Red) (1) B5A 77462-A retainer
61/	A	8	390PC			1	C1AZ 7B025-A	Consists of: (1) C1AP 7A270-C spring (#Yellow) (1) B5A 77462-A retainer
62/64	S	8	390-6V Spl.					
							7A034	BUSHING - EXTENSION HOUSING
60/	A	6&8	All	1	1		B3TZ 7A034-A	1 5/8" O.D. -1 1/2" I.D. -1 1/2" long
60/	A, S	6&8	All			1	B5AZ 7A034-A	1 13/16" O.D. -2 1/8" long
							7A039	EXTENSION HOUSING
60/64	A	6&8	All	1	1		C2AZ 7A039-D	
60/	A, S	6&8	All exc. 430			1	C1AZ 7A039-B	#C5AP 7A040-C
60	S	8	430			1	B9AZ 7A039-A	
60/	A, S	6&8	All	AR	AR	AR	356684-S8 (BB169)	Attaching parts for extension to case Bolt-3/8"-16 x 3 1/4" hex. head
				AR			356682-S8 (BB170)	Bolt-3/8"-16 x 4 1/4" hex. head
				AR	AR	AR	359266-S8 (BB157)	Bolt-3/8"-16 x 1 1/4" hex. head
				AR	AR	AR	34847-S8(X74)	Lockwasher-3/8"
				AR	AR	AR	351487-S (XX291)	Lockwasher-external tooth-3/8"

Identification marking

YEAR	MODEL	ENGINE		QUANTITY				PART NUMBER	PART NAME and DESCRIPTION
		CYL.	C.I.D.	FM	FX	MX			
								7C050	OIL SEAL - FRONT BAND SERVO PISTON GUIDE - Refer to Group 7A260-also serviced in 7153 kit
								7C051	OIL SEAL-REAR CLUTCH PISTON OUTER
60/	A, S	6&8	All exc. 430	1	1	1		C1AZ 7C051-A	5 1/4" O.D. -4 11/16" I.D.
60	S	8	430			1		B8SZ 7C051-A	5 11/16" O.D. -5 1/16" I.D.
								7052	OIL SEAL - EXTENSION HOUSING
60/	A	6&8	All	1	1			C2AZ 7052-A	1 5/8" flange O.D. -1 1/2" I.D. -1 5/8" long
60/	A, S	6&8	All			1		C3AZ 7052-A	2 3/4" flange O.D. -1 11/16" I.D. -1 1/2" long
								7C053	GOVERNOR ASSY. - WITH COUNTERWEIGHT
60/	A, S	6&8	All exc. P/C & Spl.	1	1	1		B8AZ 7C053-A	
61/64	A	8	390 P/C			1		C2SZ 7C053-A	
62/64	S	8	390-6V Spl.			1			
60/	A, S	6&8	All	1	1	1		353351-S(AA9)	Ball (governor to shaft)
60/	A, S	6&8	All	1	1	1		B7A 7059-A	SNAP RING - SPEEDOMETER DRIVING GEAR
								7060	SHAFT ASSY. - OUTPUT
60	A, S	6&8	All	1	1			C1AP 7060-A	18 3/4" long-72 helical teeth-28 splines
61/	A	6&8	223,260, 289,352		1				
61/62	A	8	292		1			C1AP 7060-B	
61/	A, S	6&8	All			1		B8A 7060-A	18 1/2" long-72 helical teeth-31 spline
60/	A, S	6&8	All	1	1	1		C1VP 7C062-A	SEAT - OIL FRESSURE REGULATOR VALVE SPRING
								7C063	BODY ASSY. - GOVERNOR
60/	A, S	6&8	All exc. P/C Fleet & Spl.	1	1	1		B8AZ 7C063-A	
61/	A	8	390 P/C			1		C2SZ 7C063-A	
62/64	S	8	390-6V Spl.			1			
60/	A, S	6&8	All	2	2	2		26579-S(U172C)	Bolt-1/4"-20 x 1/2" filllster head
								34805-S8(X62)	Lockwasher-1/4"
								353351-S(AA9)	Ball-1/4" dia.(body to shaft)
								7B066	PLATE - FRONT CLUTCH PRESSURE
60/	A	6&8	All	1	1			B5AZ 7B066-A	5 1/8" dia. -5/16" thick-54 teeth
60	A, S	8	352			1		B1AZ 7B066-A	5 1/4" dia. -3/8" thick-54 teeth
61/	A, S	6&8	All			1		C1AZ 7B066-A	5 1/4" dia. -1/4" thick-54 teeth
60	S	8	430			1		B8SZ 7B066-A	3/8" thick-60 teeth
								7B067	HUB - FRONT CLUTCH
60/	A	6&8	All	1	1			B1AZ 7B067-A	45 external-20 internal teeth-#PAK 77574-A
60/	A, S	6&8	All exc. 430			1		C1AP 7B067-A	45 external-22 internal teeth
60	S	8	430			1		C3VY 7B067-A	52 external-25 internal teeth

Identification marking

YEAR	MODEL	ENGINE		QUANTITY				PART NUMBER	PART NAME and DESCRIPTION
		CYL.	C.I.D.	FM	FX	MX			
								7B070	DISC SPRING - FRONT CLUTCH PISTON
60/	A, S	6&8	All exc. 430	1	1	1		COAP 7B070-A	5 5/16" O.D. -#7or 8 levers
60	S	8	430			1		COMP 7B070-A	5 15/16" O.D. -#7 levers
								7086	GASKET - EXTENSION HOUSING
60/	A, S	6&8	All exc. 430	1	1	1		1P 7086-A	
60	S	8	430			1		B8S 7086-A	
								7A089	CLUTCH ASSY. - PLANETARY GEARS
60/62	A, S "Before 7/8/62"	6&8	All exc. 430		1	1		B9AZ 7A089-A	Includes: (4) springs, (24) sprags
62/	A, S "From 7/8/62"	6&8	All		1	1		C3AZ 7A089-A	Roller type
60	S	8	430			1		B9AZ 7A089-B	Includes: (5) springs, (30) sprags
								7A094	BODY - FRONT BAND SERVO
60/62	A	6&8	223,292		1			C2AZ 7A094-A	Includes: (1) 353603-S plug
60/	A	8	260,289, 352		1			B9AZ 7A094-A	Includes: (1) 353603-S plug (1) B9TP 77379-A tube & (1) I.S. #935
64	A	6	223			1			
60	A	6	223	1					
60/	A, S	6&8	All			1		C3AZ 7A094-A	Includes: (1) 353603-S plug & (1) I.S. #1030
60/	A, S	6&8	All	AR	AR	AR		359266-S8 (BB157)	Bolt-3/8"-16 x 1 1/4" (servo body to case)
				AR	AR	AR		34807-S7(X66)	Lockwasher-3/8"
								7C096	WASHER ASSY. - PRIMARY SUN GEAR THRUST BEARING
60/	A, S	6&8	All exc. 430	1	1	1		B8TZ 7C096-C	1 15/16" O.D. -1 3/16" I.D. -includes (38) rollers
60	S	8	430			1		B8SZ 7C096-A	2 3/8" O.D. -1 1/2" I.D. -includes (46) rollers
								7A097	CLIP - OIL SCREEN RETAINING
60/	A	6&8	All	1	1	1		C3AZ 7A097-A	
60/64	S	8	All			1		C3SZ 7A097-A	
								7A098	SCREEN ASSY. - OIL PAN
60/	A	6&8	All	1	1			B9AP 7A098-B	
60/	A, S	6&8	All exc. 430			1		B9MP 7A098-B	
60	S	8	430			1		B9SZ 7A098-A	
								7C098	OIL SEAL - FRONT BAND SERVO PISTON GUIDE - Refer to Group 7A260
								7C099	OIL SEAL - FRONT CLUTCH CYLINDER - INNER
60/	A	6&8	All	1	1			BIAZ 7C328-A	1 5/16" I.D. -round cut lip
60/	A, S	6&8	All exc. 430			1		C1AZ 7C099-A	1 7/16" I.D. -round cut lip
60	S	8	430			1		B8AZ 7C328-A	1 11/16" I.D. -round cut lip
								7C099	OIL SEAL - REAR CLUTCH CYLINDER PISTON
60/	A	6&8	All	1	1			C1AZ 7C099-A	1 7/16" I.D. -round cut lip
60/	A, S	6&8	All exc. 430			1		C1AZ 7C099-B	1 5/8" I.D. -round cut lip
60	S	8	430			1		C1AZ 7C099-C	1 11/16" I.D. -round cut lip

Identification marking

MAIN CONTROL IDENTIFICATION CHART

An identification number appears on a metal tag at the lower end of the main control assembly. The following chart will provide quick identification of the service part number when the identification number is known. The main control assembly may also be selected by model, year and description under Group No. 7A100 which follows the chart.

MAIN CONTROL BODY IDENTIFICATION	SERVICE PART NUMBER	MAIN CONTROL BODY IDENTIFICATION	SERVICE PART NUMBER
#48	B9AP 7A100-D	#J2	C5AZ 7A100-G
#49	*B9MP 7A100-A	#K1	C3AZ 7A100-AD
#57	B9AP 7A100-D	#K2	C3SZ 7A100-E
#62	C3AZ 7A100-AD	#L1	C5AZ 7A100-G
#68, #69	C1AZ 7A100-C	#L2	C3AZ 7A100-AD
#A1	C3AZ 7A100-AD	#M2	C3AZ 7A100-AD
#A2	C3AZ 7A100-AE	#N1	C3AZ 7A100-AE
#A3	C3AZ 7A100-AD	#P2	C3AZ 7A100-AD
#B1	C1AZ 7A100-C	#S2	C5AZ 7A100-G
#B3	C1AZ 7A100-D	#U1	C1AZ 7A100-C
#B4	C7AZ 7A100-U	#U2	C3AZ 7A100-AE
#C1	C5AZ 7A100-G	#V1	C3SZ 7A100-E
#C2	C3SZ 7A100-E	#W1	C5AZ 7A100-G
#D1	C3AZ 7A100-AD	#W2	C3SZ 7A100-E
#E2	C3AZ 7A100-AE	#X1	C5AZ 7A100-G
#F1	C5AZ 7A100-G	#X2	C5AZ 7A100-G
#F2	C1AZ 7A100-C	#X5	C9AZ 7A100-E
#G1	C3SZ 7A100-E	#Y1	C3AZ 7A100-AD
#G2	C1AZ 7A100-C	#Y2	C3AZ 7A100-AD
#H2	C5AZ 7A100-G	#Z1	C3AZ 7A100-AD
#J1	C1AZ 7A100-C	#Z2	C5AZ 7A100-G

YEAR	MODEL	ENGINE		QUANTITY			PART NUMBER	PART NAME and DESCRIPTION
		CYL.	C.I.D.	FM	FX	MX		
							7A100	Continued
60	A	6	All	1			*B9MP 7A100-A	#49-not replaced
60	A	6&8	223,292,352		1		B9AP 7A100-C	#47
60	A, S	8	352,430	1	1		B9AP 7A100-D	#48, #57
61/62	A, S	8	352,390	1	1		C1AZ 7A100-C	#68, #69, #B1, #F2, #G2, #J1, #U1
61/63	A, S	8	292,352,390	1	1		C1AZ 7A100-D	#B3-includes I. S. #1123 & #2152
62/	A	8	352		1		C3AZ 7A100-AD	#62, #A1, #A3, #D1, #K1, #L2, #M2, #P2, #Y1, #Y2, #Z1-includes I. S. #1123 & #2152
63/	A	6&8	223,260,289		1		C3AZ 7A100-AE	#A2, #E2, #N1, #U2-includes I. S. #2152
61/	A, S	8	390			1	C5AZ 7A100-G	#C1, #F1, #H2, #J2, #L1, #S2, #W1, #X1, #X2, #Z2-includes I. S. #2152
63/	A, S	6&8	289,390			1	C3SZ 7A100-E	#G1, #K2, #V1, #W2-includes I. S. #2152
							7A103	PUMP ASSY. - FRONT OIL
60/64	A	6	All	1	1		C3AZ 7A103-D	
60/	A	8	All exc. 430		1	1	C3AZ 7A103-E	
60	S	8	430			1	COMP 7A103-A	
60/	A, S	6&8	All	AR	AR	AR	371454-S (BB145)	Bolt-5/16"-18 x 2" hex. head (pump to case)
							7A108	SUPPORT ASSY. - CONVERTER STATOR
60/	A, S	6&8	All exc. 430	1	1	1	B5AZ 7A108-A	
60	S	8	430			1	B8SZ 7A108-A	
							7A115	LEVER ASSY. - MANUAL CONTROL VALVE DETENT
60/62	A, S	6&8	All	1	1	1	B8AZ 7A115-C	
63/	A, S	6&8	All		1	1	C3AZ 7A115-A	
60/	A, S	6&8	All	1	1	1	356071-S (MM174)	Locknut-9/16"-24 (detent lever to manual)

Identification marking

YEAR	MODEL	ENGINE		QUANTITY			PART NUMBER	PART NAME and DESCRIPTION
		CYL.	C.I.D.	FM	FX	MX		
60/62	A, S	6&8	All	1	1	1	BIAZ 7A117-A	LEVER ASSY. - PARKING PAWL TOGGLE OPERATING
63/	A, S	6&8	All		1	1	C3AZ 7A117-C	
							7A119	PIN - PARKING PAWL TOGGLE OPERATING LEVER SUPPORT
60/62	A, S	6&8	All	1	1	1	B8S 77308-A	2 1/2" long
63/	A, S	6&8	All		1	1	C3AZ 7A119-A	
					1	1	374979-S (XX15D)	Retaining washer-5/16" dia. (pinto lever)
					1	1	354861-S (XX137)	Washer-flat-3/8"
							7120	BUSHING - INPUT SHAFT
60/	A	6&8	All	1	1		BIAZ 7120-A	7/8" I.D.-3/4" long-steel backed bronze
60/	A, S	8	All exc. 430			1	C3AZ 7120-B	7/8" I.D.-7/8" long-steel backed alloy
60	S	8	430			1	*COMP 7120-A	1" I.D.-7/8" long
60/	A, S	6&8	All	1	1	1	BIAZ 7A121-A	LEVER - PARKING PAWL TOGGLE
							7C122	SNAP RING - OUTPUT SHAFT RING GEAR RETAINING - SELECTIVE FIT
60/	A, S	6&8	All exc. 430	AR	AR	AR	BIAZ 7C122-A	5 13/32" O.D. -.055" thick
				AR	AR	AR	BIAZ 7C122-C	.057" thick
				AR	AR	AR	BIAZ 7C122-C	.059" thick
				AR	AR	AR	BIAZ 7C122-D	.064" thick
				AR	AR	AR	BIAZ 7C122-E	.069" thick
60	S	8	430			AR	B8SZ 7C122-A	6 1/4" O.D. -.055" thick
						AR	B8SZ 7C122-B	.057" thick
						AR	B8SZ 7C122-C	.059" thick
						AR	B8SZ 7C122-D	.064" thick
						AR	B8SZ 7C122-E	.069" thick
60/	A, S	6&8	All	1	1	1	B5AZ 7A127-A	VALVE - MAIN CONTROL REAR PUMP CHECK
60/	A, S	6&8	All	1	1	1	BIAZ 7A128-A	SPRING - MAIN CONTROL REAR PUMP CHECK VALVE
60/	A, S	6&8	All	1	1	1	B5AZ 7A129-A	SEAT - MAIN CONTROL REAR PUMP CHECK VALVE
							7A130	SUPPORT ASSY. - PLANETARY GEARS
60	A	6	All	1			BIAZ 7A130-A	
60/62	A, S	6&8	All exc. 430		1	1	C3AZ 7A130-A	6 1/4" large O.D. -.4" small O.D. -.3 3/16" I.D.-includes C4AZ 7A132-A bushing
63/	A, S	6&8	All		1	1	C3AZ 7A130-B	
60	S	8	430			1	B9MP 7A130-A	6 3/4" O.D.-3 11/16" I.D.
							7A132	BUSHING - PLANETARY GEAR SUPPORT
60	A	6	All	1			BIAZ 7A132-A	3 3/4" O.D.-3 3/16" I.D.-5/8" wide
60/62	A, S	6&8	All exc. 430		1	1	B9AP 7A132-A	3 5/16" O.D.-split type-must be bored to size at installation
63/64	A, S	6&8	All		1	1	*C3AZ 7A132-A	
60	S	8	430			1	B9MP 7A132-A	3 7/8" O.D.-split type-must be bored to size at installation
60/	A, S	6&8	All	1	1	1	C2AZ 7A135-A	KIT - FRONT SERVO REPAIR Consists of (2) 353603-S cup
60/	A, S	6&8	All	1	1	1	BIAZ 7A136-A	GASKET - FRONT OIL PUMP TO CASE - 5 15/16" O.D.-5 9/16" I.D.

* Reconditioners only

YEAR	MODEL	ENGINE		QUANTITY				PART NUMBER	PART NAME and DESCRIPTION
		CYL.	C.I.D.	FM	FX	MX			
								7A139	REGULATOR - OIL PRESSURE
60/64	A	6	All	1	1			C0AP 7A139-D	Includes (1) 353603-S cup & I.S. #743
60/	A	8	All		1			C2AZ 7A139-A	Includes (1) 353603-S cup & I.S. #743
60/62	A, S	8	390 exc. P/C & Spl.			1			
63	A, S	8	390 exc. P/C & Spl.			1			Use w/#PCE-L, M, U models only
60	S	8	430			1			
61/62	A, S	8	390P/C & Spl.			1		C2AZ 7A139-B	Includes (1) 353603-S cup & I.S. #743
63	A, S	8	390P/C & Spl.			1			Use w/#PCE-N, R, V, models only
63	A, S	8	390P/C & Spl.			1		C3AZ 7A139-B	Use w/#PCE-AA, AB, AC, AM models only
64	A, S	8	390P/C & Spl.						
63	A, S	8	390 exc. P/C & Spl.			1		C3AZ 7A139-C	Use w/#PCE-Y, Z, AD, AL models only
64	A, S	8	390 exc. P/C & Spl.			1			
60/	A, S	6&8	All	2	2	2		357235-S (BB136)	Bolt-5/16"-18 x 7/8" (regulator to case)
				2	2	2		34806-S7(X64)	Lockwasher-5/16"
								7A141	COVER - OIL PRESSURE REGULATOR BODY
60/	A, S	8	All	1	1	1		B9AP 7A141-A	
60/	A, S	6&8	All	AR	AR	AR		*356746-S	Bolt-No. 10 (cover to body)
				AR	AR	AR		34803-S(X60)	Lockwasher-No. 10
								7A142	PLATE ASSY. - OIL PRESSURE REGULATOR BODY SEPARATING
60/	A	6&8	All	1	1			C1AP 7A142-B	
60/62	A, S	8	All			1			
63	A, S	8	All			1			Use w/#PCE-L, M, N, R, U, V
63	A, S	8	All			1		C3AZ 7A142-A	Use w/#PCE-Y, Z, AA, AB, AC, AD, AL, AM
64/	A, S	6&8	All			1			
								7A149	PUMP ASSY. - OIL REAR
60/	A, S	6&8	All exc. 430	1	1	1		C2AZ 7A149-A	Includes (1) C2AZ 7B368-A washer, (1) C2AZ 7A378-A race
60	S	8	430			1		B9LP 7A149-A	
60/	A, S	8	All exc. 430	1	1	1		74144-S(L4)	Key-woodruff (pump to shaft)
60	S		430			1		372187-S(LL18)	Key-woodruff (pump to shaft)
								7A152	COVER - REAR OIL PUMP
60/	A, S	6&8	All exc. 430	1	1	1		BIAZ 7A152-A	#1P 77860-D
					AR	AR		31080-S8(U60)	Bolt-1/4"-20 x 5/8" pan head (cover to body)
					AR	AR		34905-S7(X97)	Lockwasher-1/4"
					AR	AR		34803-S7(X60)	Lockwasher-No.10

Identification marking

YEAR	MODEL	ENGINE		QUANTITY			PART NUMBER	PART NAME and DESCRIPTION
		CYL.	C.I.D.	FM	FX	MX		
							7153	KIT - GASKET AND OIL SEAL - Also refer to Groups 7C288 & 7C289

60/	A	6&8	All	1	*1		B8AZ 7153-G	Consists of the following:
				OIL SEALS				
				GASKETS				
1-B1AZ	7C050-B	1-B5AZ	7A294-C	1-B9A	77357-B	1-1P	7086-A	
1-C1AP	7C050-A	1-B6AZ	7A294-A	1-B9A	77357-C	1-B3TZ	7086-A	
1-B5AZ	7C050-B	1-B8AZ	7A294-A&B	1-1P	77512-A	1-B1AZ	7A136-A	
1-B7AZ	7C098-B	1-B8AZ	7A294-D	1-1P	77513-A	1-B5AZ	7A191-B	
1-B8SZ	7C098-A	1-B9AZ	7A294-E	1-1P	77542-A	1-B5SZ	7A191-B	
1-C1AZ	7C099-A	1-C1AZ	7A294-D	2-1P	77543-B	1-B1AZ	7A222-A	
2-C0AZ	7C169-A	1-B1AZ	7C328-B	1-1P	77868-A	1-C1VP	7B391-B	
1-C3AZ	7A248-A	1-B1AZ	7C329-A	1-1P	77873-A	1-1P	77265-B	
1-B1AZ	7A294-B	1-C7AZ	7B498-A	4-1P	77883-A			
1-B1AZ	7A294-C	1-B6AZ	7A548-B	2-354516-S				
1-B5AZ	7A294-B	1-B9A	77357-A	1-372984-S				

60	S	"Before 1/3/60"	8	430		1	B9SZ 7153-D	Consists of the following:
				OIL SEALS				
				GASKETS				
1-B8SZ	7C051-A	1-B8AZ	7C328-A	1-1P	77543-B	1-B8S	7086-A	
1-C1AZ	7C098-A	1-C1AZ	7A548-A	1-B8E	77863-A	1-B8SZ	7A191-B	
1-C1AZ	7C099-C	1-C1VP	7B498-A	4-B8E	77883-A	1-B8SZ	7A222-A	
1-C3AZ	7A248-A	1-1P	77265-B	1-1P	77883-A	1-C1VP	7B391-B	
1-B7AZ	7A294-A	1-1P	77542-A					

60	S	"From 1/3/60"	8	430		1	B9SZ 7153-E	Consists of the following:
				OIL SEALS				
				GASKETS				
1-B8SZ	7C051-A	1-B8AZ	7C328-A	1-1P	77543-B	1-B8S	7086-A	
1-C1AZ	7C098-A	1-C1AZ	7A548-A	1-B8E	77863-A	1-B8SZ	7A191-B	
1-C1AZ	7C099-C	1-C7AZ	7B498-A	4-B8E	77883-A	1-B8SZ	7A222-A	
1-C3AZ	7A248-A	1-1P	77265-B	1-1P	77883-A	1-C1VP	7B391-B	
1-B7AZ	7A294-A	1-B8E	77542-A					

61/	A, S	8	352,390			1	C1AZ 7153-E	Consists of the following:
60	A, S	8	352			*1		
				OIL SEALS				
				GASKETS				
1-C1AP	7C050-A	1-B6SZ	7A294-B	1-C1AZ	7A548-B	1-1P	7086	
1-C7AZ	7C050-A	1-B8AZ	7A294-C	1-1P	77265-B	1-B1AZ	7A136-A	
1-C7AZ	7C050-B	1-C1AZ	7A294-A	1-B9A	77357-B	1-B5SZ	7A191-B	
1-C1AP	7C051-A	1-C1AZ	7A294-B	1-B9A	77357-C	1-B1AZ	7A222-A	
1-B8SZ	7C098-A	1-C1AZ	7A294-C	2-B5S	77542-A	1-C1VP	7B391-B	
1-C1AZ	7C098-A	1-B1AZ	7C329-A	2-1P	77543-B			
1-C1AZ	7C099-A	1-C1AP	7375-A	1-1P	77868-A			
1-C1AZ	7C099-B	1-C1VP	7B498-A	4-1P	77883-A			
2-B5SZ	7C169-A	1-B6AZ	7A548-A	2-354516-S				
1-C3AZ	7A248-A			1-380023-S				
1-B1AZ	7A294-A							

							7153	KIT - FRONT SERVO ACCUMULATOR
								OIL SEALS
60/64	A, S	6&8	All exc. 390	1	1		B8A 7153-C	Consists of:
								(1) BA 7375-A, (1) B8A 7381-A, (1) B8A 7382-A

* Also use B8A 7153-C kit

YEAR	MODEL	ENGINE		QUANTITY			PART NUMBER	PART NAME and DESCRIPTION		
		CYL.	C.I.D.	FM	FX	MX				
							7A153	GEAR - OUTPUT SHAFT RING		
60/	A	6&8	All exc. 430	1	1	1	C1SP 7A153-A	72 internal-39 external teeth-6" O.D. - 1 5/8" wide		
60	S	8	430			1	C0LP 7A153-A			
60/	A, S	6&8	All	1	1	1	378874-S(QQ94)	Snap ring-4 1/4" diam. (ring gear to output shaft hub) (ring gear to forward clutch hub)		
							7D157	PISTON ASSY. - REAR CLUTCH		
60/62	A	6&8	223,292	1	1		B7A 77514-C			
63/	A	6&8	All		1		C4AZ 7D157-B			
60/	A, S	6&8	All exc. 430			1	C7AZ 7D157-B			
60	S	8	430			1	B8S 77514-D			
							7A158	STRUT - FRONT BAND ACTUATING		
60/	A, S	6&8	All	1	1	1	B1AZ 7A158-A	1 5/8" long-3/4" wide		
							7A160	TUBE - REAR OIL PUMP INLET - Also refer to Group 7A204		
60/	A, S	6&8	All exc. 430	1	1	1	B1AZ 7A160-A	5 1/16" long-9/16" O.D.		
60	S	8	430			1	★B8AZ 7A160-A	2 5/16" long-11/16" to 9/16" O.D. reduction		
							7D160	SPRING - OIL PRESSURE REGULATOR		
60/	A	6&8	All	1	1		B5A 77465-B	Approx. 3 5/8" free length-20 1/2 coils		
60/63	A, S	8	All			1				
63/	A, S	6&8	All			1	C3AZ 7D160-A	Approx. 2 15/16" free length-19 coils		
							7A162	BAND ASSY. - FRONT		
60/	A	6&8	All	1	1		C2AZ 7A162-D	1 15/16" wide-anchor slot off-centered		
60/	A, S	6&8	All exc. 430			1	C2AZ 7A162-A	1 15/16" wide-anchor slot centered		
60	S	8	430			1	B8AZ 7A162-A	2 3/8" wide		
							7A163	PIN - FRONT BAND SERVO PISTON GUIDE		
60/	A, S	6&8	All			1	B6SZ 7A163-A	2 3/8" long-3/8" & 5/16" O.D.		
							7A164	PISTON AND PIN ASSY. - FRONT BAND SERVO - Refer to Group 7A260		
							7B164	PLATE ASSEMBLY-CLUTCH INTERNAL and EXTERNAL SPLINE		
YEAR	MODEL	ENGINE		QUANTITY			INTERNAL SPLINE PLATE		EXTERNAL SPLINE PLATE	
		CYL.	C.I.D.	FM	FX	MX	(FRICTION) - 7B164	QTY.	(STEEL) - 7B442	QTY.
FRONT CLUTCH										
60/	A	6&8	All	x	x		B5AZ 7B164-A	4	1P 77573-A	3
60/	A, S	6&8	All exc. 430			x		5		4
60	S	8	430			x	B8SZ 7B164-B	4	B8E 77573-A	3
REAR CLUTCH										
60/62	A	6&8	223,292	x	x		B6AZ 7B164-A	4	BIAZ 7B442-A (50 teeth)	4
60/62	A	8	352-2V		x			5		5
60/	A, S	6&8	All exc. 430			x		6		6
63/	A	6&8	All		x		C2AZ 7B164-A	3	C2AZ 7B442-A (54 teeth)	3
60	S	8	430			x	B8SZ 7B164-A	5	B8AZ 7B442-A	5

Identification marking

YEAR	MODEL	ENGINE		QUANTITY			PART NUMBER	PART NAME and DESCRIPTION
		CYL.	C.I.D.	FM	FX	MX		
60/	A, S	6&8	All	1	1	1	B7AZ 7A165-A	SHAFT - FRONT BAND SERVO ACTUATING LEVER - 1 11/16" long - 7/16" O.D. -3 grooves one end
							7A166	WASHER - REAR CLUTCH SUN GEAR THRUST
60/	A	6&8	All	1	1		B1AZ 7A166-A	2 5/16" O.D. -1 1/2" I.D. -1 1/16" thick
60/	A, S	6&8	All exc. 430			1	B5SZ 7A166-A	2 9/16" O.D. -1 11/16" I.D. -1/16" thick
60	S	8	430			1	B9MP 7A166-A	3 1/2" O.D. -2 7/8" I.D. -1/16" thick
							7A168	SLEEVE - GOVERNOR OIL DISTRIBUTOR
60/	A, S	6&8	All exc. 430	1	1	1	B8AZ 7A168-B	
60	S	8	430			1	B8AZ 7A168-A	
							7A169	LEVER - REAR BAND SERVO ACTUATING
60/	A, S	6&8	All			1	C1SP 7A169-A	Use with (29) B5A 77406-A needle bearing
60/	A	6&8	All	1	1		B5AZ 7A169-B	Use with (29) B5A 77406-A needle bearing
							7C169	OIL SEALS - PRIMARY SUN GEAR - Also serviced in 7153
60/	A	6&8	All	2	1or2		▲ 1P 77542-A	Front-1 1/16" O.D. -3/32" thick-cast iron
				2	1or2		▲C0AZ 7C169-A	Intermediate-1 1/8" O.D. -3/32" thick cast iron
				2	2		▲ 1P 77543-B	Rear-15/16" O.D. -3/32" thick-cast iron
60/	A, S	6&8	All exc. 430			1or2	▲ B5S 77542-A	Front-1 3/16" O.D. -3/32" thick-cast iron
						1or2	▲B5SZ 7C169-A	Intermediate-1 1/4" O.D. -3/32" thick-cast iron
						1or2	▲ 1P 77543-B	Rear-15/16" O.D. -3/32" thick-cast iron
60	S	8	430			2	▲ B8E 77542-A	Front-1 5/16" O.D. -3/32" thick-cast iron
						2	▲ 1P 77883-A	Intermediate-1 1/2" O.D. -3/32" thick-cast iron
						2	▲ 1P 77543-B	Rear-15/16" O.D. -3/32" thick-cast iron
							7A170	TUBES - CLUTCH AND GOVERNOR OIL DISTRIBUTOR
60/	A, S	6&8	All exc. 430	1	1	1	B8AZ 7A170-A	Intermediate
				1	1	1	B8AZ 7A173-A	Front
				1	1	1	B8AZ 7A174-A	Rear
60/	A, S	6&8	All	1	1	1	B8AZ 7A171-A	SHAFT - REAR BAND SERVO ACTUATING LEVER - 1 15/16" long -1/2" dia.
60/	A, S	6&8	All	1	1	1	C1AZ 7A172-A	STRUT - REAR BAND ACTUATING
							7B172	BODY - REAR BAND SERVO
60/	A	6&8	223,260, 289,292	1	1		C3AZ 7B172-C	#C3AP 7B173-A or #PAZ 77405-C - #C7AP 7B173-A
60/	A	8	352			1	C3AZ 7B172-B	#C3AP 7B173-B
60/	A, S	6&8	All			1	C1AP 7B172-A	#C1AP 7B173-A
60/	A, S	6&8	All	1	1	1	376095-S7 (BB178A)	Bolt-7/16"-14 x 1 7/8" (servo body to case)
				1	1	1	B7A 77420-A	Bolt (special)-7/16"-14 x 2 1/2"-w/pilot end (servo body to case)
				2	2	2	34808-S8(X67)	Lockwasher-7/16"
							7A173	TUBE - OIL DISTRIBUTOR INTERMEDIATE - Refer to Group 7A170

Identification marking

▲ Teflon oil seals are not serviced

YEAR	MODEL	ENGINE		QUANTITY			PART NUMBER	PART NAME and DESCRIPTION
		CYL.	C.I.D.	FM	FX	MX		
							7A174	TUBE - OIL DISTRIBUTOR REAR - Refer to Group 7A170
							7D174	VALVE ASSY. - TRANSMISSION LUBE
63/	A	6&8	All		1	1	C3AZ 7D174-A	1/2"-20 thread-inverted flare for 5/16" dia. tube seat
63/	S	8	All			1	C3SZ 7D174-A	5/8"-18 thd.-inverted flare for 3/8" dia. tube seat
							7A175	STRUT - REAR BAND ANCHOR
60/	A, S	6&8	All	1	1	1	B6AZ 7A175-A	1/2" & 1 1/4" wide-1 1/4" long-#C9AP 7D038-A
							7A176	BAND ASSY. - REAR
60/	A, S	6&8	All exc. 430	1	1	1	B5SZ 7A176-A	1 5/8" wide
60	S	8	430			1	B8SZ 7A176-A	1 15/16" wide
							7A178	SCREW - REAR BAND ADJUSTING
60/	A	6&8	All	1	1		C0AP 7A178-B	1/2"-20 x 2 1/2"
60/	A, S	6&8	All exc. 430			1	C1AP 7A178-B	1/2"-20 x 2 1/2"
60/	A, S	6&8	All	1	1	1	33943-S8(M36)	Nut-1/2"-20 jam (rear band adjusting)
							7A180	SPRING - PARKING PAWL TORSION
60/62	A, S	6&8	All		1	1	B8AZ 7A180-A	
60	A	6	All	1			*C0AZ 7A180-A	Not replaced
							7190	ROLLER - OVERRUNNING CLUTCH - Refer to Group 7A813
							7A191	GASKET - OIL PAN TO CASE
60/	A	6&8	All	1	1		B5AZ 7A191-B	
60/	A, S	6&8	All exc. 430			1	B5SZ 7A191-B	
60	S	8	430			1	B8SZ 7A191-A	Cork
						1	B8SZ 7A191-B	Rubber
60/	A, S	6&8	All	1	1	1	C1AZ 7194-A	RETAINER - THIRD - SECOND COASTING ORIFICE CONTROL VALVE
							7A194	PAN ASSY. - TRANSMISSION OIL
60/	A	6&8	All	1	1		B5AZ 7A194-A	13 1/8" x 10 1/8"
60/	A, S	6&8	All			1	B5SZ 7A194-A	13 1/8" x 10 7/16"
60	A	6	All	14			20326-S(B49)	Bolt-5/16"-18 x 5/8" (oil pan to case)
60/	A, S	6&8	All		14	14	378782-S (BB543D)	Bolt-5/16"-18 x 9/16" (oil pan to case)
				AR	AR	AR	34806-S7(X64)	Lockwasher-5/16"
60/	A, S	6&8	All	1	1	1	B5AZ 7A202-A	VALVE - OIL PRESSURE REGULATOR
							7A204	TUBE - REAR OIL PUMP OUTLET
60/	A	6&8	All	1	1		B1AZ 7A204-A	2 7/16" long-9/16" O.D.
60/	A, S	6&8	All	1	1	1	B1AZ 7A205-A	SPRING - OIL PRESSURE REGULATOR
							7A206	TUBE - COMPENSATOR PRESSURE OIL
60/	A	6&8	All	1	1		B5AZ 7A206-A	
60/	A, S	6&8	All			1	B5SZ 7A206-A	
							7A208	TUBE - OIL PRESSURE REGULATOR LUBRICATING
60/62	A	8	All exc. 430			1	B8AZ 7A208-A	
60/62	A	6&8	All	1	1		B4AZ 7A208-A	
63/	A	6&8	All		1	1		
60	S	8	430			1	*B9MP 7A208-A	Not replaced

Identification marking

YEAR	MODEL	ENGINE		QUANTITY				PART NUMBER	PART NAME and DESCRIPTION	
		CYL.	C.I.D.	FM	FX	MX				
60/	A, S	6&8	All exc. 430	1	1	1		7A222 BIAZ 7A222-A	GASKET - REAR OIL PUMP TO CASE	
60	S	8	430			1		*B8SZ 7A222-A	Not replaced	
60/	A, S	6&8	All exc. 430	1	1			7C222 C3AZ 7C222-A	KIT - FRONT PUMP OVERHAUL Consists of the following:	
								1-B1AZ 7A136-A Gasket 1-C3AZ 7A248-A Seal	1-C1AZ 7B258-A Bushing 1-C1AZ 7B259-A Bushing	1-B5AZ 7B261-A Bushing 4-371454-S Bolt
60	S	8	430			1		C0SZ 7C222-A	Consists of the following:	
								1-B1AZ 7A136-A Gasket 1-C3AZ 7A248-A Seal	1-C1AZ 7B258-A Bushing 1-COMP 7B259-A Bushing	1-COMP 7B261-A Bushing 4-371454-S Bolt
								7C224	KIT - DRUM AND PLANETARY GEAR ASSY. - REAR BRAKE	
60	A	6	223			1		C1AZ 7C224-A	Consists of the following:	
								1-C1AP 7A398-D Drum & planetary gear assy.	1-C1AP 7C096-A Washer	1-B8A 77549-A Race
60/62	A	8	292,352			1		C1AZ 7C224-B	Consists of the following:	
								1-C1AP 7A398-F Drum & planetary gear assy.	1-C1AP 7C096-A Washer	1-B8A 77549-A Race
60	A	6	223	1	1			7A228 *C0AA 7A228-D	TUBE ASSY. - OIL FILLER Approx. 21 1/4" long-not replaced	
60/64	A	8	292,352 390			1	1	C1AA 7A228-B	Approx. 21 7/8" long	
61	S	8	All				1			
63/64	A	8	260,289			1		C3AZ 7A228-B	Approx. 21 1/4" long	
60	S	8	352				1	*B9SZ 7A228-B	Not replaced	
60	S	8	430				1	*B9SZ 7A228-A	Not replaced	
62/	S	8	All				1	C2SZ 7A228-A		
								7A229	CLAMP - OIL FILLER TUBE	
60/64	A	6	223	1	1			C1AA 7A229-C		
60/	A	8	352,390			1	1	C1AA 7A229-B		
61	S	8	All				1			
62/	S	8	All				1	C2SZ 7A229-A		
								7A232	ROD - PARKING PAWL TOGGLE OPERATING LEVER AND MANUAL CONTROL DETENT LEVER CONNECTING	
60/62	A, S	6&8	All	1	1	1		B8A 77322-A		
63/	A, S	6&8	All			1	1	C3AZ 7A232-A	Approx. 2 1/2" long-includes rod, spring, trunnion & pin	
60/	A, S	6&8	All	AR	AR	AR		72003-S(N38)	Cotter pin-1/16" x 1/2" (to retain rod)	
64/	A, S	6&8	All			1	1	C4AZ 7D236-B	RACE - PRIMARY SUN GEAR THRUST WASHER	
								7D239	KIT - MAIN CONTROL REVERSE ENGAGEMENT	
61/62	A	8	292,352			1		C3AZ 7D239-A	Use with all #PCD models except #PCD-D1 & F1	
61/62	A, S	8	390 exc. P/C & Spl.				1			
		Consists of the following		1-C3SP 7A326-A		Body		1-378149-S Screw		
		1-C3SP 7A008-A Plate		1-C3SP 7A329-A		Plate		1-Instruction Sheet #945		
		1-C3SP 7D214-A Retainer		2-378148-S		Screw				
		1-C3SP 7A322-A Valve								

Identification marking

YEAR	MODEL	ENGINE		QUANTITY			PART NUMBER	PART NAME and DESCRIPTION
		CYL.	C.I.D.	FM	FX	MX		
							7D239	KIT - MAIN CONTROL REVERSE ENGAGEMENT - continued
61/63	A	8	390 P/C			1	C3AZ 7D239-B	
62/63	S	8	390-6V Spl.			1		

Consists of the following

1-C3AP 7A008-E Plate	1-C3SP 7A326-A	Body	1-378149-S	Screw
1-C3SP 7D214-A Retainer	1-C3SP 7A329-A	Plate	1-Instruction Sheet	#946
1-C3SP 7A322-A Valve	2-378148-S	Screw		

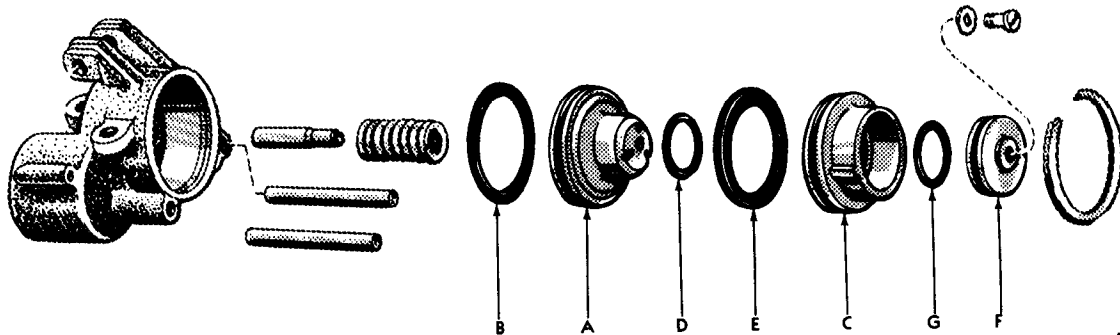
62	A	8	352		1		C3AZ 7D239-C	Use with #PCD-D1 & F1 only
63	A	8	All		1			
64	A	6	All		1			

Consists of the following

1-C3AP 7A008-D Plate	1-C3SP 7A326-A	Body	1-378149-S	Screw
1-C3SP 7D214-A Retainer	1-C3SP 7A329-A	Plate	1-Instruction Sheet	#947
1-C3SP 7A322-A Valve	2-378148-S	Screw		

							7E243	PIN - FRONT BAND ANCHOR - Refer to Group 77377
							7A244	PIN - PARKING PAWL TOGGLE LEVER
60/	A, S	6&8	All exc. 430	1	1	1	B9AP 7A244-A	Approx. 1 5/8" long
60	S	8	430			1	B8SZ 7A244-A	
60/	A, S	6&8	All	1	1	1	74274-S(R3)	Retainer - 1/4" (pin to lever)
							7A246	TUBE - TRANSMISSION BREATHER
60/	A, S	6&8	All	AR	AR	AR	*B9AP 7A246-A	Used on cases with 1/2"-20 thd. breather opening-cut from 8C 2269-A bulk tubing
							7A248	OIL SEAL - FRONT OIL PUMP
60/	A, S	6&8	All	1	1	1	C3AZ 7A248-A	2 11/16" O.D. - 1 15/16" I.D. - 3/8" thick
							7A256	LEVER - MANUAL CONTROL
60	A	6	All	1			B7AZ 7A256-A	
60	A	6&8	All		1	1	B8AZ 7A256-A	
61/62	A-column shift	6&8	All		1	1	C1AP 7A256-A	
62/	A-console shift	8	All		1	1	C3AZ 7A256-D	
63/	A-column shift	6&8	All		1	1	C3AZ 7A256-B	
60	S	8	All			1	B8SZ 7A256-A	
61/64	S	8	All			1	C1SP 7A256-A	
							7B256	BUSHING - PLANETARY GEAR DRUM SUPPORT FLANGE - OUTER
60/	A, S	6&8	All exc. 430	1	1	1	B5AZ 7B256-A	1 1/2" I.D. - 7/8" long
60	S	8	430			1	*COMP 7B256-A	1 11/16" I.D. - 1 1/16" long-not replaced

YEAR	MODEL	ENGINE		QUANTITY			PART NUMBER	PART NAME and DESCRIPTION
		CYL.	C.I.D.	FM	FX	MX		
							7B257	BUSHING - PLANETARY GEAR DRUM SUPPORT FLANGE - INNER
60/	A	6&8	All	1	1		B1AZ 7B257-A	1" I.D. -3/4" long
60/	A, S	6&8	All exc. 430			1	B5AZ 7B257-A	1" I.D. -1" long
60	S	8	430			1	*COMP 7B257-A	1 1/4" I.D. -15/16" long -not replaced
							7B258	BUSHING - FRONT OIL PUMP
60/	A, S	6&8	All	1	1	1	C1AZ 7B258-A	2 1/16" O.D. -9/16" long
							7B259	BUSHING - FRONT OIL PUMP DRIVE GEAR
60/	A, S	6&8	All exc. 430	1	1	1	C1AZ 7B259-A	1 15/16" O.D. -1 13/16" I.D. -3/8" wide
60	S	8	430			1	COMP 7B259-A	1 15/16" O.D. -1 13/16" I.D. -7/16" wide
							7A260	PISTON, GUIDE, RELEASE PISTON AND SEALS - FRONT BAND SERVO



P-6297

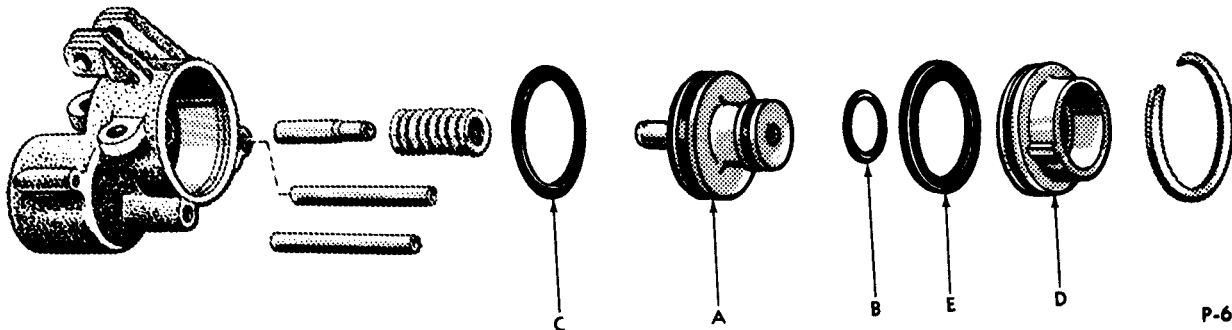
For complete service part number refer code numbers to listings following this chart

YEAR	MODEL	TYPE OF TRANS.	ENGINE		TRANSMISSION MODEL USAGE	A	B	C	D	E	F	G	QTY.
			CYL.	C.I.D.		PISTON	PISTON SEAL	GUIDE	GUIDE SEAL-SMALL	GUIDE SEAL-LARGE	RE-LEASE PISTON	RE-LEASE PISTON SEAL	
60	A	FX	8	352-2V		17	36	25	8	2	51	10	1
61/63	A	FX	8	352		16	36	26	32	2	52	9	1
64/	A	FX	8	352		16	36	22	32	2	49	34	1
60	A	MX	8	352-4V		15	38	23	35	4	52	9	1
61/63	A, S	MX	8	390	Use w/all #PCE models exc. #PCE AT-1, AU-1, AV-1	18	38	27	37	4	51	10	1
63	A, S	MX	8	390	Use w/#PCE AT-1, AU-1, AV-1	15	38	21	35	4	48	8	1
64/	A, S	MX	8	390									
60	S	MX	8	430		15	38	*24	35	4	50	10	1

Identification marking

7A260

PISTON, GUIDE, RELEASE PISTON AND SEALS - FRONT
BAND SERVO - continued



P-6298

YEAR	MODEL	TYPE OF TRANS.	ENGINE		TRANSMISSION MODEL USAGE	A	B	C	D	E	QTY.
			CYL.	C.I.D.		PISTON	PISTON SEAL-SMALL	PISTON SEAL-LARGE	GUIDE	GUIDE SEAL	
60	A	FM	6	223		12	32	36	19	1	
60/62	A	FX	6&8	223,292		13	33	45	20	3	1
63/	A	FX	6&8	223,260 289	Use w/#PCT models	14	46	36	28	2	1

CODE NO.	SERVICE PART NUMBER	DESCRIPTION	CODE NO.	SERVICE PART NUMBER	DESCRIPTION
2	B1AZ 7C050-B	1.89" I.D.-2.39" O.D.	24*	B8SZ 7A269-A	#PBB 77364-B
3	B5AZ 7C050-B	1.78" I.D.-2.29" O.D.	25*	COAP 7A269-A	#COAP 7A269-A -not replaced
4	C1AP 7C050-A	2.00" I.D.-2.52" O.D.	26	C1AP 7A269-A	#C1AP 7A269-A
8	B7AZ 7C098-A	1.14" I.D.-round cut	27	C1AP 7A269-B	#C1AP 7A269-B
9	B8SZ 7C098-A	1.45" I.D.	28	C3AZ 7A269-A	#C3AP 7A269-A
10	C1AZ 7C098-A	1.24" I.D.			
12	B1AZ 7A164-A	1 1/2" small O.D.-2 3/8" large O.D.- 1 1/2" long	32	B1AZ 7A294-B	1.17" I.D.
13	COAP 7A164-B	#COAP 7A260-A	33	B6AZ 7A294-A	
14	C3AZ 7A164-A	#C3AP 7A260-A	34	B8AZ 7A294-B	1.21" I.D.
15	B7AZ 7A260-A	#PAN 77359-A	35	B8AZ 7A294-D	1.26" I.D.
16	B8AZ 7A260-A	#PBM 77359-A	36	B9AZ 7A294-D	2.10" I.D.
17	B8AZ 7A260-B	#PBM 77359-B	37	C1AZ 7A294-A	1.11" I.D.
18	C1AP 7A260-A		38	C1AZ 7A294-B	2.21" I.D.
19	B1AZ 7A269-A	#1P 77364-A	45	372984-S	1.88" I.D.
20	B6AZ 7A269-A	#PAR 77364-A	46	B1AZ 7C328-A	1.30" I.D.
21	B7AZ 7A269-B	#PAN 77364-A	48	B7A 7366-A	1.41" O.D.
22	B8AZ 7A269-A	1 7/16" I.D.-1 3/16" I.D. seal groove	49	B8A 7366-B	1.47" O.D.
23	B8AZ 7A269-C		50	B8S 7366-A	
			51	COAZ 7366-A	1.50" O.D.
			52	C1AP 7366-A	

* Identification marking

YEAR	MODEL	ENGINE		QUANTITY				PART NUMBER	PART NAME and DESCRIPTION
		CYL.	C.I.D.	FM	FX	MX			
								7A260	PISTON, GUIDE, RELEASE PISTON and SEALS - FRONT BAND SERVO - continued
									Attaching parts for servo release piston
60/	A, S	6&8	All	1	1	1		44716-S8(X15)	Washer-No. 10
60/	A, S	6&8	All	1	1	1		42802-S8(U33)	Screw & washer assy. - No. 10-32 x 3/8" pan head
								7B260	BUSHING - REAR OIL PUMP BODY
60/	A, S	6&8	All exc. 430	1	1	1		B5AZ 7B260-A	2 3/8" O.D. - 2 1/16" I.D. - 3/4" long
60	S	8	430			1		●C3SZ 7B260-B	
60/	A, S	6&8	All		1	1		B8AZ 7A261-A	SPRING - MANUAL CONTROL VALVE DETENT LEVER - 1 3/4" free length - 5/16" dia. - 23 coils
60	A	6	223	1				★1P 77276-A	2 5/16" free length-21 coils -not replaced
				1	1	1		305043-S (NN84A)	Pin-1/16" x 11/16"
								7B261	BUSHING - CONVERTER STATOR SUPPORT
60/	A, S	6&8	All exc. 430	1	1	1		B5AZ 7B261-A	1 1/16" O.D. - 15/16" I.D. - 1/2" long
60	S	8	430			1		★COMP 7B261-A	1 1/16" O.D. - 1" I.D. - 1/2" long - not replaced
								7A262	PISTON - FRONT CLUTCH
60/	A	6&8	All	1	1			C1AP 7A262-A	# C1AP 7A258-A
60/	A, S	6&8	All exc. 430			1		C1SZ 7A262-A	# C1SP 7A258-A
60	S	8	430			1		C1SZ 7A262-B	
								7B262	BUSHING - REAR CLUTCH DRUM AND SECONDARY SUN GEAR
60/	A	6&8	All	1	1			B1AZ 7B262-A	1 3/8" O.D. - 7/8" long
60/	A, S	6&8	All exc. 430			1		B5AZ 7B262-A	1 7/16" O.D. - 1 1/16" long
60	S	8	430			1		COMP 7B262-A	1 5/8" O.D. - 1 1/2" I.D. - 1 1/8" long
60/	A	6&8	All	1	1			7B264	RETAINER - REAR BAND SERVO SPRING
60/	A, S	6&8	All			1		B8AZ 7B264-A	3 7/32" O.D.
								B8SZ 7B264-A	3 15/32" O.D.
								7A266	PISTON ASSY. - REAR BAND SERVO
60/64	A	6&8	223,260, 289,292	1	1			C3AZ 7A266-A	2 15/16" O.D. - # PAZ 77413-A
60/	A	8	352		1			C3AZ 7A266-B	3 3/16" O.D. - # PBM 77413-A
60/	A, S	8	All			1		C3AZ 7A266-C	3 3/16" O.D. - # PBL 77413-A
60/64	A	8	352		1			B8AZ 7A266-D	3 1/4" O.D. - #PBB 77413-A
60/	A	6&8	All	1	1	1		B8AZ 7A266-A	VALVE - REAR BAND SERVO PISTON ACCUMULATOR
								7A269	GUIDE - FRONT BAND SERVO PISTON - Refer to Group 7A260
60/64	A	6	223	1	1			C0AP 7A270-E	SPRING - OIL PRESSURE REGULATOR VALVE - Also refer to Group 7B025
								7C288	KIT - GASKET AND SEAL
61	A	8	All		1			B1AZ 7C288-A	

Consists of the following

1-1P	7086-A	Gasket	1-B5AZ	7A191-A	Gasket	1-1P	77265-B	"O" ring
1-B1AZ	7A136-A	Gasket	1-B1AZ	7A222-A	Gasket	1-B5A	77288-A	Seal assy.
						1-C1VP	7B391-B	Gasket

Identification marking

• Reconditioners only

YEAR	MODEL	ENGINE		QUANTITY			PART NUMBER	PART NAME and DESCRIPTION
		CYL.	C.I.D.	FM	FX	MX		
							7C289	KIT - FRONT AND REAR SERVO PISTON SEALS
60/62	A	8	292		1		B9AZ 7C289-B	
	Consists of the following							
	1-B6A	77361-A	"O" ring	1-1P	77414-A	"O" ring		
	1-B5A	77365-C	Seal	1-	372894-S94	"O" ring		
60/	A, S	6&8	All	2	2	2	B1AZ 7A291-A	BOLT - PLANETARY GEARS SUPPORT TO CASE - 3/8"-16 x 29/32" pilot end
				2	2	2	351487-S (XX291)	Lockwasher-3/8" (to locate planetary support)
60/	A	6&8	223,260, 239,292	1	1		7A294 B1AZ 7A294-C	OIL SEAL - REAR BAND SERVO PISTON 2 3/4" O.D.
60/	A	8	352		1		B8AZ 7A294-A	2 9/16" O.D.
60/	A, S	6&8	All exc. 430			1	C8AZ 7423-A	3 1/8" O.D. -square cut lip
60	S	8	430			1	B7AZ 7A294-A	3 1/16" O.D.
							7A294	OIL SEAL - FRONT BAND SERVO - Refer to Group 7A260
60/	A, S	6&8	All	1	1	1	B1AZ 7A295-A	PIN - PARKING PAWL TOGGLE LEVER - 1 3/4" long-3/8" dia.
							7C328	OIL SEAL - FRONT CLUTCH CYLINDER - Refer to Groups 7C099 & 7A260
60/	A, S	6&8	All	1	1	1	B1AZ 7C329-A	OIL SEAL - REAR OIL PUMPINLET TUBE
60/	A, S	6&8	All exc. 430	1	1	1	7330 B4AZ 7330-A	LEVER - FRONT BAND ACTUATING
60	S	8	430			1	★B9LP 7330-A	Not replaced
60/	A, S	6&8	All	1	1	1	★372555-S	Set screw-3/8"-16 x 1 3/8" headless (lever adjusting)
				1	1	1	33799-S7(B52)	Locknut-3/8"
64/	A, S	6&8	All			1	C4AZ 7D345-A	SLEEVE - CONVERTER REACTOR JOURNAL
60/	A	6&8	All	1	1		7A360 C3AZ 7A360-A	CYLINDER - FRONT CLUTCH 45 external-54 internal teeth-3 3/16" o/all length
60	A	8	All			1	B9AP 7A360-B	45 external-54 internal teeth-3 1/2" o/all length
61/	A, S	6&8	All exc. 430			1	C1AP 7A360-A	45 external-54 internal teeth-3 1/2" o/all length
60	S	8	430			1	B9MP 7A360-A	52 external-60 internal teeth-3 5/8" o/all length
							7366	PISTON - FRONT BAND SERVO RELEASE - Refer to Group 7A260
62/	A, S	6&8	All	16	16	16	C3AZ 7C366-A	ROLLER - PLANETARY CLUTCH

• Reconditioners only

YEAR	MODEL	ENGINE		QUANTITY			PART NUMBER	PART NAME and DESCRIPTION
		CYL.	C.I.D.	FM	FX	MX		
							7B368	WASHER - OUTPUT SHAFT REAR THRUST
60/	A	6&8	All	1	1		C1SZ 7B368-A	3 1/2" O.D. - 2 3/16" I.D. - 1/16" thick - 2 tabs - 6 oil grooves
60/62	A, S	8	352,390			1		
62/	A, S	8	All			1	C2AZ 7B368-A	2 7/8" O.D. - 2 1/8" I.D. - includes (56) rollers
60	S	8	430			1	C1VP 7B368-B	3 3/4" O.D. - 2 11/32" I.D. - 2 tabs - 6 oil grooves
61/	A, S	6&8	All		1	1	C1AZ 7A377-B	DIAPHRAGM ASSY. - VACUUM - includes (1) C1AP 7B426-A gasket
61/	A, S	6&8	All		1	1	C2AZ 7A380-A	ROD - THROTTLE CONTROL VALVE - 2 7/8" long - 1/8" dia.
							7A385	WASHER - OUTPUT SHAFT FRONT THRUST - selective fit
60/	A	6&8	All	AR	AR		C5AZ 7A385-A	2 9/16" O.D. - 1 5/8" I.D. - .062" thick
				AR	AR		C5AZ 7A385-B	.068" thick
				AR	AR		B5A 77067-G	.075" thick
60/	A, S	6&8	All exc. 430			AR	C5AZ 7A385-E	2 7/8" O.D. - 1 5/8" I.D. - .061" thick
						AR	C5AZ 7A385-F	.068" thick
						AR	C5AZ 7A385-G	.075" thick
						AR	C5AZ 7A385-H	.082" thick
60/64	A, S	6&8	All exc. 430			AR	B5A 77067-J	.062" thick
60	S	8	430			AR	B8E 77067-A	3 3/16" O.D. - 1 3/4" I.D. - .062" thick
						AR	B8E 77067-B	.068" thick
						AR	B8E 77067-C	.075" thick
						AR	B8E 77067-D	.082" thick
							7A387	RACE - OUTPUT SHAFT REAR THRUST WASHER
62/	A, S	6&8	All			1	C2AZ 7A387-A	2 15/16" O.D. - 2 7/32" I.D. - use with roller type thrust washer
							7C389	VALVE - MAIN VALVE BODY MANUAL CONTROL
60	A	6	All	1			B7A 77764-A	
60/62	A, S	6&8	All		1	1	C2AZ 7C389-A	
63/	A, S	6&8	All		1	1	C3AZ 7C389-A	
60/64	A, S	6&8	All	1	1	1	C1VP 7B391-B	GASKET - GOVERNOR INSPECTION COVER
60	A, S	6&8	All	1	1	1	B5AZ 7A393-A	PLATE - MAIN CONTROL UPPER VALVE BODY - REAR
61/	A, S	6&8	All		1	1	C1SP 7A393-A	
							7A394	LEVER ASSY. - DOWNSHIFT CONTROL
61/64	A	6&8	All		1		*C1AZ 7A394-A	
61/	A	8	All			1	C1SZ 7A394-A	
61/	S	8	All			1		
							7A396	PLATE - MAIN CONTROL UPPER VALVE BODY - FRONT
61/	A, S	6&8	All		1	1	C1AP 7A396-A	
60/	A, B	6&8	All	2	2	2	374067-S (BB637D)	Screw-No. 10-24 x 7/16" (plate to valve body)
				2	2	2	34803-S(X60)	Washer-No. 10

YEAR	MODEL	ENGINE		QUANTITY			PART NUMBER	PART NAME and DESCRIPTION
		CYL.	C.I.D.	FM	FX	MX		
							7A398	DRUM AND PLANETARY GEARS ASSY. - REAR BRAKE
60/61	A	6&8	All	1	1		★ 7A398	Use 7C224 kit
62/	A	6&8	All		1		C3AZ 7A398-D	Use with roller type planetary clutch
60/62	A, S	8	All exc. 430			1	C1AP 7A398-B	Use with B9AZ 7A089-A sprag type planetary clutch
62/	A, S	6&8	All			1	C3AZ 7A398-C	Use with C3AZ 7A089-A roller type planetary clutch
60	S	8	430			1	C0MP 7A398-D	Use with B9AZ 7A089-B sprag type planetary clutch
							7A399	GEAR ASSY. - PRIMARY SUN
60/	A	6&8	All	1	1		C3AZ 7A399-D	Includes: rear and intermediate teflon seals-30-20 teeth-10" long
60/63	A, S	8	All exc. 430			1	C1AP 7A399-D	
63/	A, S	6&8	All			1	C3AZ 7A399-C	Includes: (1) B8TZ 7C096-A washer, (1) C4AZ 7D236-B & (1) B8A 77549-A race-30-22 teeth-10 11/16" long
60	S	8	430			1	C1MP 7A399-A	
							7423	SEAL - REAR SERVO PISTON OIL - Refer to Group 7A294
							7B437	PLATE - REAR CLUTCH PRESSURE
60/	A	6&8	All	1	1		C2AZ 7B437-A	54 teeth-3 7/8" I.D. -7/16" thick
60/	A, S	6&8	All exc. 430			1	B8SZ 7B437-A	54 teeth-3 7/8" I.D. -5/16" thick
60	S	8	430			1	B8AZ 7B437-A	60 teeth-4 7/16" I.D.
60/	A, S	6&8	All	1	1	1	B4AZ 7A441-A	PAWL - PARKING
							7B442	PLATE ASSY. - CLUTCH EXTERNAL SPLINE - Refer to Group 7B164
							7C458	ROLLER - REAR CLUTCH DRUM BRAKE AND SUN GEAR FRONT BEARING
60/	A	6&8	All	39	39		C2AZ 7C458-A	13/32" long-pointed ends
				39	39		B1A 77507-E	13/32" long-blunt ends
60/	A, S	6&8	All exc. 430			34	C2AZ 7C458-B	1/2" long-pointed ends
						34	B5A 77507-B	1/2" long-blunt ends
60	S	8	430			39	C2AZ 7C458-C	1/2" long-pointed ends
						39	B8S 77507-A	1/2" long-blunt ends
							7D469	TUBES - FRONT SERVO BAND
60/	A	6&8	All	1	1		B9TP 77379-A	3 15/16" long-5/16" O.D. -straight tube
60/	A, S	6&8	All			2	B5A 77379-A	3 11/16" long-5/16" O.D. -straight tube
60/	A	6&8	All	1	1			
60/	A, S	6&8	All	1	1	1	B5A 7470-A	SPACER - OIL PRESSURE REGULATOR VALVE - 9/16" O.D. -13/16" long
60	A	6	All	1			*C0MP 7B470-A	LEVER - PARKING PAWL TORSION SPRING - not replaced
60/62	A, S	6&8	All		1	1	C0AP 7B470-A	
							7D474	SPRING - REAR BAND SERVO PISTON
60/	A, S	6&8	All	1	1	1	C9OZ 7D474-A	3 3/16" large dia. -1 3/4" small dia. - 2 3/4" free length
							7A480	SPRING - REAR CLUTCH PISTON
60/	A, S	6&8	All exc. 430	1	1	1	B1AZ 7A480-A	2 3/8" free length-2 9/16" I.D.
60	S	8	430			1	B8SZ 7A480-A	2 1/16" free length-3 1/16" I.D.

YEAR	MODEL	ENGINE		QUANTITY				PART NUMBER	PART NAME and DESCRIPTION
		CYL.	C.I.D.	FM	FX	MX			
								7D480	BEARING ASSY. - REAR CLUTCH BRAKE DRUM AND SUN GEAR - FRONT - Refer to Group 77507
								7D483	SNAP RING - REAR CLUTCH PRESSURE PLATE RETAINER - Also Refer to Group 77523
60/	A, S	6&8	All exc. 430	1	1	1		1P 77523-A	5 9/16" O.D. -.076" thick
60	S	8	430					B8E 77567-A	6 1/4" O.D.
60/	A, S	6&8	All	1	1	1		C7AZ 7B498-A	OIL SEAL - MANUAL CONTROL LEVER -
								7A548	OIL SEAL - FRONT CLUTCH PISTON
60/	A	6&8	All	1	1			B6AZ 7A548-A	4 1/16" I.D.
60/	A, S	6&8	All exc. 430					C1AZ 7A548-B	3 15/16" I.D. -round cut lip
60	S	8	430					C1AZ 7A548-A	4 1/2" I.D.
60/62	A, S	6&8	All	1	1	1		C0AP 7A577-A	SNAP RING - PLANETARY CLUTCH - 4 3/4" O.D. -use with sprag type planetary clutch only
								7A626	BRAKE DRUM AND SECONDARY SUN GEAR - REAR CLUTCH - includes : (7B262) bushing and (77507) bearing assy.
60/62	A	6&8	223,292	1	1			B6AZ 7A626-B	54 drum-36 sun gear teeth
60/61	A	8	352		1			B8AZ 7A626-A	54 drum-36 sun gear teeth
62	A	8	352		1				Use w/# PCD-D & F only
62	A	8	352		1			C2AZ 7A626-A	Use w/# PCD-D1 & F1 only
63/	A	6&8	All		1				54 drum-36 sun gear teeth
60/62	A, S	8	All exc. 430					C0AP 7A626-A	54 drum-36 sun gear teeth
63	A, S	8	All						Use w/# PCE-L, M, N, R, U, V models only
63	A, S	8	All					C3AZ 7A626-A	Use w/# PCE-Y, Z, AA, AB, AD, AL, AM models only
64/	A, S	6&8	All						54 drum-36 sun gear teeth
60	S	8	430					*C3SZ 7A626-A	60 drum-45 sun gear teeth Repl. by C3SZ 7A626-ARM (3-69)
60/	A, S	6&8	All	1	1	1		B3A 7729-A	PLATE - MAIN CONTROL LOWER VALVE BODY SIDE COVER
63/	A, S	6&8	All		1	1		* B6AZ 7A812-A	WASHER - CONVERTER IMPELLER THRUST
								7A813	ROLLER - CONVERTER STATOR CLUTCH
60/	A, S	6&8	All	7 or 8	7 or 8	7 or 8		* C4AZ 7190-B	
60/	A, S	6&8	All	AR	AR	AR		* B9AZ 7A814-A	SPRING - CONVERTER STATOR CLUTCH
								7902	CONVERTER ASSY.
60/64	A	6	223	★	★				Bolted type-serviced in details
60/62	A	8	292		1			C2AZ 7902-A	
60/62	A, S	8	352		1	1		C2AZ 7902-D	
63/64	A	8	260,289	1	1			*C3AZ 7902-F	
63/	A, S	8	352,390					C3AZ 7902-M	# 20, # 24, # 32, # 35
60/	A, S	6&8	All	2	2	2		357916-S(PP35)	Plug-1/8"-27 dry seal (converter drain plug)
				4	4	4		34370-S8(M99)	Locknut-3/8"-24 (converter to flywheel)
				4	4	4		356403-S8 (XX126)	Washer-3/8"

Identification marking

• Reconditioners only

■ Includes (4) 378941-S7 lock nuts to be assembled to converter studs "From 3/1/64" per technical letter FT-260

YEAR	MODEL	ENGINE		QUANTITY				PART NUMBER	PART NAME and DESCRIPTION
		CYL.	C.I.D.	FM	FX	MX			
60/64	A	6	223	1	1			7908	IMPELLER - CONVERTER
63/	A	8	260,289		1			C2AZ 7908-A ●C3AZ 7908-A	
60	A	6	223	1	1			7915	HUB - CONVERTER IMPELLER
60/64	A, S	8	292,352 390,430		1	1		● PAR 7915-A	
63/	A	8	260,289		1	1		●C3AZ 7915-A	
64	A	6	223		1			C2AZ 7915-B	
60/64	A	6	223	1	1			1P 7916-A	GASKET - CONVERTER IMPELLER HUB TO IMPELLER
60/64	A	6	223	1	1			7920	TURBINE ASSY. - CONVERTER
63/	A	8	260,289		1			C2AZ 7920-A ●C3AZ 7920-A	
63/	A, S	8	352,390		1	1		●C2AZ 7920-B	
61/	A, S	6&8	223,352, 390		1	1		7926 ●C2AZ 7926-C	HUB - CONVERTER TURBINE
60	S	8	430			1		●B8SZ 7926-B	
60	A	6	223	1	1			7932 1P 7932-A	STATOR ASSY. - CONVERTER
61/	A, S	6&8	All			1		C2AZ 7932-B	
64	A	6	223		1			C2AZ 7932-A	
60	A	6	223	1	1			7937 B8A 7937-A	WASHER - CONVERTER STATOR FRONT AND REAR THRUST Kit-consists of (1) C2AZ 7937-D & (1) PAN 7937-D
60/	A, S	6&8	All				AR	● PAN 7937-D	# PAN 7937-D
				AR	AR			●C2AZ 7937-D	# C2AP 7937-A & # C2VP 7937-A
					2	2		C5AZ 7937-D	# C5AP 7937-B
					2	2		C5AZ 7937-E	# C5AP 7937-A or # C7AP 7937-A
					AR	AR		●C7AZ 7937-A	# C7AP 7937-B
					AR	AR		C7DZ 7937-A	#C7DP 7937-B
60/	A, S	6&8	All	1	1	1		7937 1P 7962-A	WASHER - TURBINE TO COVER FRONT THRUST 1 1/4" I.D. - 2 7/16" O.D. - .061" thick - flat surface
60	A	6	223	1	1			7940 B9AP 7940-A	CLUTCH ASSY. - CONVERTER STATOR Sprag type
60	S	8	430			1		*B9MP 7940-A	Not replaced
60/	A, S	6&8	All	2	2	2		1P 7945-A	SNAP RING - CONVERTER STATOR RETAINING
60	A	6	223	1	1			7946 1P 7946-A	RACE - CONVERTER STATOR CLUTCH - INNER
60/	A, S	8	All		1	1		C2AZ 7946-A	
60	A	6	223	1	1			7947 1P 7947-B	RACE - CONVERTER STATOR CLUTCH - OUTER
60	A, S	8	All		1	1		C2AZ 7947-C	
61/	A, S	6&8	All		1	1			
60/64	A	6	223	1	1			7950 1P 7950-E	COVER AND STARTER RING GEAR ASSY. - CONVERTER
63	A	8	260		1			●C3OZ 7950-B	

Identification marking

● Reconditioners only

YEAR	MODEL	ENGINE		QUANTITY			PART NUMBER	PART NAME and DESCRIPTION
		CYL.	C.I.D.	FM	FX	MX		
							7954	PILOT - CONVERTER COVER
63/	A, S	8	352,390		1	1	• C3AZ 7954-A	
							7962	WASHER - TURBINE TO COVER FRONT THRUST - Refer to Group 7937
60/64	A	6	223	1	1		B3A 7963-A	GASKET - CONVERTER COVER TO IMPELLER
							7964	BOLT - CONVERTER COVER TO IMPELLER
60/64	A	6	223	18	18		1P 7964-D	5/16"-24 x 1"-special head
				18	18		34393-S7(M98)	Locknut-5/16"
							7964	STUD - CONVERTER
63/	A	6&8	All		4		• C4AZ 7964-A	3/8"-24 x 1" - round head
63/64	A, S	8	All			4	• C3AZ 7964-A	3/8"-24 x 3/4"-flat head
60	A	6	223	1	1		C4TZ 7975-A	HOUSING ASSY. - CONVERTER
64	A	6	223		1		1P 7975-E	
							7976	HOUSING ASSY. - CONVERTER
60/62	A	8	All		1		*C1AP 7976-A	
63/64	A	8	All		1		C3AZ 7976-B	
60/64	A, S	8	All exc. 430			1	C1SP 7976-A	
60	S	8	430			1	*COMP 7976-B	Not replaced
60/	A, S	6&8	All	AR	AR	AR	20450-S(B106)	Bolt-7/16"-14 x 1 3/8" hex. head
				AR	AR	AR	20546-S8(B114)	Bolt-7/16"-14 x 2 1/2"
				AR	AR	AR	34808-S8(X67)	Lockwasher-7/16"
60	S	8	430			2	20508-S8(B110)	Bolt-7/16"-14 x 1 5/8"
60/62	A	8	All		1		B6A 7980-A	COVER - CONVERTER HOUSING LOWER ACCESS
							7985	COVER ASSY. - CONVERTER - Refer to Group 7986
							7986	COVER ASSY. - CONVERTER
60/62	A	8	292		1		COMM 7985-A	
60/62	A, S	8	352,390		1	1	B8A 7985-A	
63/64	A	8	260,289		1		C3AZ 7985-B	
63/	A, S	6&8	289,352			1	C5AZ 7986-B	
60/62	A, S	6&8	All		AR	AR	20310-S8(B48)	Bolt-5/16"-18 x 1 1/2" hex.hd.(cover to housing)
					AR	AR	34806-S7(X64)	Lockwasher-5/16"
					AR	AR	42789-S8(U10)	Screw & washer assy. - 5/16"-18 x 3/4" hex.hd. (cover to housing)
63/	A	8	352,390			1	C3AZ 7989-A	GASKET - CONVERTER HOUSING
60/	A, S	6&8	All	1	1	1	B8A 77014-A	PLATE - MAIN CONTROL LOWER VALVE BODY END
				AR	AR	AR	374067-S100 (BB673D)	Screw-No. 10-24 x 7/16"
				AR	AR	AR	34803-S7(X60)	Washer-No. 10
							77063	SLEEVE - OUTPUT SHAFT OIL - Selective fit
60/	A, S	6&8	All	1	1	1	Δ B1A 77063-A	Standard - 3/4" & 1 1/4" O. D.
				AR	AR	AR	Δ C9AZ 77063-B	.005" O/S
				AR	AR	AR	Δ C9AZ 77063-C	.010" O/S
				AR	AR	AR	Δ C9AZ 77063-D	.015" O/S
							77067	WASHER - OUTPUT SHAFT FRONT THRUST - Refer to Group 7A385

• Reconditioners only

Δ For installation refer to Technical Service Bulletin No. 84 dated 1-26-68 Article No. 1266

YEAR	MODEL	ENGINE		QUANTITY				PART NUMBER	PART NAME and DESCRIPTION
		CYL.	C.I.D.	FM	FX	MX			
								77136	SNAP RING - GOVERNOR TO SHAFT
60/	A	6&8	All	1	1			1P 77136-A	1 9/16" free dia. -.080" thick
60/	A, S	6&8	All				1		
60/	A, S	6&8	All	1	1	1		1P 77138-B	COVER - GOVERNOR INSPECTOR
				2	2	2		31064-S7(U66)	Screw & washer-1/4"-20 x 1/2" pan head
				2	2	2		357914-S(XX59)	Washer-rubber-1/4"
60/	A, S	6&8	All	1	1	1		1P 77265-B	OIL SEAL - OUTER THROTTLE CONTROL LEVER - INNER - 7/16" O.D. -5/16" I.D. - 1/8" thick
								77276	SPRING - MANUAL CONTROL VALVE DETENT LEVER - Refer to Group 7A261
60/	A, S	6&8	All	1	1	1		B5A 77283-A	LEVER - THROTTLE CONTROL INNER
				1	1	1		33798-S7(M62)	Nut-5/16"-24 inner lever (77283) to outer lever (7A259)
								77308	PIN - PARKING PAWL TORSION SPRING LEVER - Refer to Group 7A119
60/	A, S	6&8	All	1	1	1		1P 77312-A	PIN - PARKING PAWL - 1/2" dia. -2" long
60/	A, S	6&8	All	1	1	1		1P 77314-A	SPRING - PARKING PAWL TOGGLE RETURN
60/	A, S	6&8	All exc. 430	1	1	1		1P 77316-A	LINK - PARKING PAWL TOGGLE TO PAWL
60	S	8	430				1	*B8S 77316-A	Not replaced
60/	A, S	6&8	All	1	1	1		356414-S (XX110)	Washer-5/16" flat
60/	A, S	6&8	All	1	1	1		1P 77318-A	PIN - PARKING PAWL TOGGLE LINK TO PAWL - 5/16" dia. -7/8" long
								77322	ROD - PARKING PAWL TOGGLE OPERATING LEVER AND MANUAL CONTROL DETENT LEVER CONNECTING Refer to Group 7A232
60/	A, S	6&8	All	1	1	1		B8A 77323-A	RETAINER - PARKING PAWL TOGGLE RETURN SPRING
60/	A, S	6&8	All exc. 430	1	1	1		1P 77326-A	RETAINER - PARKING PAWL TOGGLE LEVER PIN - 9/16" O.D.
60	S	8	430				1	B8S 77326-A	11/16" O.D.
60/	A, S	6&8	All	1	1	1		1P 77356-A	PIN - REAR BAND SERVO ACTUATING LEVER SHAFT
								77366	SNAP RING - FRONT BAND SERVO PISTON GUIDE TO SERVO BODY
60/62	A	6&8	223,292	1	1			*B5A 77366-A	2 3/4" free dia. -.044" thick -not replaced
60/	A	8	260,289				1	1P 77366-A	2 1/2" free dia. -.044" thick
64	A	6	352 223				1		
60/	A, S	6&8	All				1	B6S 77366-A	2 3/4" free dia. -.044" thick
60/	A, S	6&8	All	1	1	1		B8A 77369-A	SPRING - REAR BAND SERVO ACCUMULATOR - 9/16" large O.D. -1/4" small O.D. -9/16" long
								77377	PIN - FRONT BAND ANCHOR
60/	A, S	6&8	All	1	1	1		C8AZ 7E243-A	
								77379	TUBE - FRONT BAND SERVO OIL - Refer to Group 7D469

YEAR	MODEL	ENGINE		QUANTITY			PART NUMBER	PART NAME and DESCRIPTION
		CYL.	C.I.D.	FM	FX	MX		
							77406	BEARING - REAR SERVO LEVER - NEEDLE
60/	A, S	6&8	All	29	29	29	B5A 77406-A	1 1/16" O.D. - 15/16" long
				2	2	2	353592-S (XX198)	Washer-7/32" I.D. - 1/2" O.D. (retain needle bearing in actuator lever)
							77415	SPRING - REAR BAND SERVO PISTON - Refer to Group 7D474
							77417	SNAP RING - REAR BAND SERVO PISTON RETAINING
60/	A, S	6&8	All			1	B8S 77417-A	3 11/16" free dia. - 1/16" thick
60/	A	6&8	All	1	1		B8A 77417-A	3 7/16" free dia. - 1/16" thick
							77420	BOLT - REAR BAND SERVO BODY TO CASE - Refer to Group 7B172
							77465	SPRING - OIL PRESSURE REGULATOR VALVE - Refer to Group 7D160
							77469	TUBE - OIL PRESSURE REGULATOR MAIN CONTROL VALVE
60/	A	6&8	All	1	1		B5A 77469-A	5 9/16" overall length
60/	A, S	6&8	All			1	B5S 77469-A	6 1/8" overall length
							77507	BEARING ASSY. - REAR CLUTCH BRAKE DRUM AND SECONDARY SUN GEAR - Also serviced in 7A626 assy.
60/	A	6&8	All	1	1		B1A 77507-D	1 5/16" O.D. - 1/2" long - includes: (7C458) needle rollers
60/	A, S	6&8	All exc. 430			1	B5A 77507-A	1 1/2" O.D. - 5/8" long - includes: (7C458) needle rollers
60	S	8	All			1	B8E 77507-A	1 11/16" O.D. - 5/8" long - includes: (7C458) needle rollers
							77507	ROLLER - REAR CLUTCH BRAKE DRUM AND SECONDARY SUN GEAR BEARING - Refer to Group 7C458
							77514	PISTON - REAR CLUTCH - Refer to Group 7D157
							77516	SEAT - REAR CLUTCH PISTON SPRING
60/	A	6&8	All	1	1		1P 77516-B	2 7/8" O.D. - 1 11/16" I.D. - 5/16" wide
60/	A, S	6&8	All			1	B5A 77516-B	2 7/8" O.D. - 1 7/8" I.D. - 5/16" wide
							77517	SNAP RING - REAR CLUTCH PISTON SPRING SEAT RETAINING
60/	A	6&8	All	1	1		1P 77517-A	1 1/2" I.D.
60/	A, S	6&8	All			1	B5A 77517-A	1 11/16" I.D.
							77523	SNAP RING - INPUT SHAFT TO FRONT CLUTCH CYLINDER RETAINING - Also refer to Group 7D483
60/62	A	6&8	All	1	1		1P 77523-A	5 9/16" O.D. - .078" thick
60/	A, S	6&8	All exc. 430			1	1P 77567-A	5 9/16" O.D. - .091" thick
63/	A	6&8	All			1		
60	S	8	430			1	B8E 77567-A	6 1/4" O.D.
							77524	WASHER - SECONDARY SUN GEAR - INNER THRUST
60/	A	6&8	All	1	1		1P 77524-A	2 3/8" O.D. - 1 11/16" I.D. - 1/8" thick
60/	A, S	6&8	All exc. 430			1	B5S 77524-A	2 5/8" O.D. - 1 7/8" I.D. - 1/8" thick
60	S	8	430			1	B8E 77524-A	3 1/2" O.D. - 2 1/8" I.D. - 1/8" thick

YEAR	MODEL	ENGINE		QUANTITY			PART NUMBER	PART NAME and DESCRIPTION
		CYL.	C.I.D.	FM	FX	MX		
							77542	OIL SEAL - PRIMARY SUN GEAR - FRONT - Refer to Group 7C169
							77543	OIL SEAL - PRIMARY SUN GEAR - REAR - Refer to Group 7C169
							77545	WASHER - PRIMARY TO SECONDARY SUN GEAR THRUST
60/	A	6&8	All	1	1		1P 77545-A	1 7/8" O.D. -1 1/4" I.D.
60/	A, S	6&8	All exc. 430			1	B5S 77545-A	2 3/16" O.D. -1 5/16" I.D.
60	S	8	430			1	B8E 77545-A	2 1/4" O.D. -1 1/2" I.D.
							77549	RACE - PRIMARY SUN GEAR THRUST BEARING WASHER ASSY.
60/	A, S	6&8	All exc. 430	1	1	1	B8A 77549-A	2" O.D. -1 1/4" I.D.
60	S	8	430			1	B8S 77549-A	2 1/2" O.D. -1 1/2" I.D.
							77563	RING - FRONT CLUTCH PISTON DISC SPRING
60/	A	6&8	All	1	1		B5A 77563-A	3 1/16" free dia.
60/	A, S	6&8	All			1	1P 77563-A	2 13/16" free dia.
							77567	SNAP RING - FRONT CLUTCH DISC SPRING RETAINING - Also refer to Group 7D483 and 77523
60/	A, S	6&8	All exc. 430	1	1	1	1P 77567-A	5 9/16" O.D.
60	S	8	430			1	B8E 77567-A	6 1/4" O.D.
							77573	PLATE ASSY. - FRONT CLUTCH EXTERNAL SPLINE - Refer to Group 7B164
							77577	WASHER - FRONT CLUTCH HUB TO INPUT SHAFT THRUST
60/	A, S	6&8	All exc. 430	1	1	1	B5S 77577-B	1 11/16" O.D. -7/8" I.D.
60	S	8	430			1	B8E 77577-A	2 1/4" O.D. -1" I.D.
							77607	PLUNGER - MANUAL CONTROL VALVE DETENT LEVER
60/	A, S	6&8	All		1	1	B8A 77607-A	5/16" O.D. -11/16" long
60	A	6	223	1			372720-S(AA11)	Bolt-1/4" (used as plunger)
60/	A, S	6&8	All	1	1	1	B8A 77658-A	VALVE - REAR BAND SERVO CHECK
60/	A, S	6&8	All	1	1	1	B8S 77739-A	PLATE - MAIN CONTROL VALVE ASSY. - SIDE
							77764	VALVE - MAIN CONTROL MANUAL - Refer to Group 7C389
60/	A	6&8	All	1	1		1P 77868-A	OIL SEAL - REAR OIL PUMP OUTLET TUBE
60/	A, S	6&8	All			1		
							77883	OIL SEAL - OIL DISTRIBUTOR - Also refer to Group 7C169
60/	A	6&8	All	4	4		1P 77883-A	1 1/2" O.D. -snap ring type-cast iron
60/	A, S	6&8	All exc. 430			4		
60	S	8	430			4	B8E 77883-A	1 5/8" O.D. -snap ring type-cast iron

YEAR	MODEL	ENGINE		PART NUMBER	QTY.	PART NAME AND DESCRIPTION
		CYL.	C.I.D.			
				7D000		TUBE-OIL DISTRIBUTOR SLEEVE OIL
64/	A, B	6&8	All	C4AZ 7D000-A	1	3 3/4" long-2 1/8" rise
				C4AZ 7D000-B	1	4 1/4" long-2 11/16" rise
64/	A, B	6&8	All	C4AZ 7D001-A	1	BUSHING - REVERSE BRAKE DRUM - 4 3/4" O.D.-1" long
				7005		CASE ASSEMBLY
64	A, B	6&8	All	C4AZ 7005-D	1	Includes-(12) C4AZ 7D170-C springs and (1) C4AZ 7D191-C retainer
64/	A, B	6&8	All	87650-S(P12)	1	Plug-dry seal-1/8"-27 (to plug servo pressure hole in case)
				7D006		PLANET ASSEMBLY-REVERSE
64/	A, B	6&8	All	C4AZ 7D006-E	1	
				7A008		PLATE-MAIN CONTROL SEPARATING
64	A, B	6&8	All	C4AZ 7A008-E	1	
				7A011		OIL SEAL-OUTPUT SHAFT
64/	A, B	6&8	All	B9AP 7A011-A	1	1" I.D. -13/16" long-#(4) ribs on O.D.
				372401-S(QQ68)	1	Snap ring-1 1/16" I.D. (oil seal to shaft)
64/	A, B	6&8	All	C4AZ 7D011-A	3	RING - GOVERNOR HOUSING SEAL
				7D014		WASHER-FRONT PUMP SUPPORT THRUST-Selective fit Without tangs
64/	A, B	6&8	All	C4AZ 7D014-A	1	2 3/4" O.D. -1 13/16" I.D. - #1 - .040" thick
				C4AZ 7D014-B	1	#2 - .055" thick
				C4AZ 7D014-C	1	#3 - .072" thick
				C4AZ 7D014-D	1	#4 - .089" thick
				C4AZ 7D014-E	1	#5 - .106" thick
				C4AZ 7D014-F	1	#Red - .123" thick
				C4AZ 7D014-G	1	#Purple-.140" thick
				7015		SHAFT ASSEMBLY-INPUT
64/	A, B	6&8	All	C4AZ 7015-A	1	10" long-24 splines
64/	A, B	6&8	All	C4AZ 7D018-B	1	BUSHING - FRONT PUMP SUPPORT
64/	A, B	6&8	All	C4AZ 7D019-B	1	SEAL - REVERSE CLUTCH CYLINDER
				7A020		INDICATOR-TRANSMISSION OIL LEVEL
64	A, B	6&8	All	C4AZ 7A020-D	1	
64/	A, B	6&8	All	C4AZ 7D020-A	2	SEAL - REVERSE CLUTCH CYLINDER - 1 3/4" O.D. -.093" thick
				7D021		PISTON ASSEMBLY-FRONT SERVO BAND - Refer to Group 7D022
				7D022		PISTON-FRONT SERVO BAND
64	A	6	223	C4AZ 7D021-A	1	Piston and rod included
64	A, B	8	260,289	C4AZ 7D021-C	1	Piston and rod included
64	A, B	6&8	All	97515-S(Q1D)	1	Ring-3/8" dia. (to retain piston to rod)
				7D024		SEAL-FRONT BAND SERVO PISTON LARGE
64	A	6	223	C4AZ 7D024-B	1	#(4) Blue stripes-3 3/8" O.D. -2 7/8" I.D.
64/	A, B	6&8	260,289	C4AZ 7D024-A	1	#(4) White stripes-3 13/16" O.D. -3 5/16" I.D.
64/	A, B	6&8	All	C4AZ 7025-A	1	BUSHING - CASE
				7D025		SEAL-FRONT BAND SERVO PISTON SMALL
64	A	6	223	C4DZ 7D025-A	1	#(4) Orange stripes-2 7/8" O.D. -2 1/2" I.D.
64/	A, B	8	289	C4AZ 7D025-B	1	Use with all models except #PCW-AC, AF, AZ, BA, #PDA-A, C, D
64	B	8	260		1	
				7D026		GASKET-FRONT BAND SERVO COVER
64/	A, B	6&8	All	C4AZ 7D026-B	1	

Identification marking

YEAR	MODEL	ENGINE		PART NUMBER	QTY.	PART NAME AND DESCRIPTION
		CYL.	C.I.D.			
				7D027		COVER-FRONT BAND SERVO
64	A	6	223	C4AZ 7D027-G	1	#Z and #C6DP 7D027-B-includes attaching bolts
64	B	8	260	C4OZ 7D027-E	1	#B and #C6AP 7D027-B - includes attaching bolts-use with all models except #PCW-AG
64/	A, B	8	289	C4AZ 7D027-F	1	#A and #C6AP 7D027-C - includes attaching bolts use with all models except #PCW-AC, AF, AZ, BA, #PDA-A, C, D
				7D028		SPRING-FRONT BAND SERVO PISTON
64/	A, B	6&8	All	C4AZ 7D028-A	1	#White stripe
				7D029		STRUT-FRONT and REAR BAND
64/	A, B	6&8	All	C4AZ 7D029-A	1	Reverse-actuating
				C4AZ 7A175-A	1	Reverse-anchor
64	A, B	6&8	All	C4AZ 7D029-A	1	Front-actuating
				C4AZ 7D029-B	1	Front-anchor
64/	A, B	6&8	All	C4AZ 7D031-A	1	SPRING - REVERSE SERVO PISTON - 6 coils - 1 5/16" dia.
64/	A, B	6&8	All	B3TZ 7A034-A	1	BUSHING - EXTENSION HOUSING - 1 1/2" I. D. - 1 5/8" O. D. - 1 1/2" long
				7D034		BAND ASSEMBLY-INTERMEDIATE SERVO
64	A, B	6&8	All	C4AZ 7D034-C	1	#53
64/	A, B	6&8	All	C4AZ 7D036-A	1	COVER - REVERSE BAND SERVO
				20326-S7(B49)	4	Bolt-5/16"-18 x 5/8" (cover to case)
				7A039		HOUSING-EXTENSION
64/	A, B	6&8	All	C4AZ 7A039-C	1	#C6DP 7A040-A or #C4AP 7A040-C
64/	A, B	6&8	All	371186-S(BB441)	6	Bolt-3/8"-16 x 1 1/8" shoulder (extension to case)
				351487-S(XX291)	6	Lockwasher-3/8"
64/	A, B	6&8	All	C4AZ 7D040-A	1	SEAL - REVERSE BAND SERVO COVER
				7D044		DRUM ASSEMBLY-REVERSE and HIGH CLUTCH
64	A, B	6&8	All	C4AZ 7D044-D	1	
64/	A, B	6&8	All	C4AZ 7D046-A	1	BUSHING - REVERSE and HIGH CLUTCH DRUM
64/	A, B	6&8	All	C2AZ 7052-A	1	OIL SEAL - EXTENSION HOUSING - 2 5/8" O. D. - 1 1/2" I. D. - 1 5/8" long
				7C053		GOVERNOR ASSEMBLY-Refer to Groups 7C063 and 7D220
64/	A, B	6&8	All exc.Spl	*C4AZ 7C053-C	1	Replaced by details (6-68) - See Illustration Section A70. 4, page 2 for details
64/	B	8	289 Spl	C4OZ 7C053-A	1	
				7060		SHAFT ASSEMBLY-OUTPUT
64/	A, B	6&8	All	C4AZ 7060-C	1	34-37-39 spline teeth-19 3/4" long-7 tooth speedometer gear rolled on shaft
				7C063		GOVERNOR ASSEMBLY-LESS COUNTERWEIGHT
64/	A, B	6&8	All exc.Spl	C4AZ 7C063-B	1	#Yellow paint stripe
64/	B	8	289 Spl	C4OZ 7C063-B	1	#White paint stripe
64/	A, B	6&8	All	C4AZ 7D063-B	1	GEAR ASSEMBLY - INPUT SHELL PRIMARY - 2 13/32" long-32 teeth
				378254-S(QQ83)	2	Snap ring-1 13/16" I. D.(gear to shell)

Identification marking

YEAR	MODEL	ENGINE		PART NUMBER	QTY.	PART NAME AND DESCRIPTION
		CYL.	C.I.D.			
				7D064		SHELL-PRIMARY SUN GEAR INPUT
64	A,B	6&8	All	C4AZ 7D064-B	1	Cup shaped-5 1/4" O.D.-3 1/4" wide
64/	A, B	6&8	All	378254-S(QQ83)	1	Retaining ring-1 13/16" (shell to gear assy.)
64/	A, B	6&8	All	C4AZ 7D065-A	2	BUSHING - SUN GEAR - 1 7/32" O.D. - 5/8" long
				7B066		PLATE-CLUTCH PRESSURE
64/	A, B	6&8	All	C4AZ 7B066-A	1	Reverse clutch-.220" thick
64/	A, B	6&8	All	C5AZ 7B066-C	1	Forward clutch-front plate-.267" thick at convex surface
64	A, B	6&8	All	C4AZ 7B066-D	1	Forward clutch-rear plate-.221" thick-flat surface
64/	A, B	6&8	All			Retainer-snap ring-forward and reverse clutch pressure plate-selective fit
				378875-S(QQ92F)	AR	4 13/16" I.D.-.062" thick
				378260-S(QQ93)	AR	.072" thick
				378876-S(QQ93A)	AR	.090" thick
				378871-S(QQ92E)	AR	.104" thick
64/	A, B	6&8	All	C4AZ 7D066-B	1	WASHER - INPUT SHELL THRUST - 3 5/16" dia. - 32 internal teeth
				7B067		HUB-FRONT CLUTCH
64	A, B	6&8	All	C4AZ 7B067-A	1	Without bushing
64/	A, B	6&8	All	C4AZ 7D069-A	1	PLUNGER - MANUAL CONTROL VALVE DETENT-5/16" dia.-3/8" long
64/	A, B	6&8	All	C4AZ 7B070-B	1	DISC SPRING - FRONT CLUTCH PISTON - 4 11/16" O.D.-2 5/8" I.D.
64/	A, B	6&8	All	C4AZ 7D070-A	1	SPRING - PARKING PAWL RETURN - 2 1/2" coils 15/16" free length
				7D071		SHAFT-PARKING PAWL
64/	A, B	6&8	All	C4AZ 7D071-B	1	1 9/16" long-1/2" dia. -use with C4AZ 7A441-C pawl
64/	A, B	6&8	All	C4AZ 7D072-B	1	WASHER - REVERSE BRAKE DRUM THRUST
64/	A, B	6&8	All	C4AZ 7086-C	1	GASKET - EXTENSION HOUSING
64/	A, B	6&8	All	C4AZ 7D090-A	1	WASHER - FORWARD CLUTCH HUB THRUST - 2 1/8" O.D.-1 1/8" I.D.-3 tabs
				7D091		WASHER-REVERSE CLUTCH HUB THRUST-Selective fit
64/	A, B	6&8	All	C4AZ 7D091-H	AR	Kit - includes 4 washers #1 - .042" thick, #3 - .074" thick, #4 - .091" thick, #5 - .108" thick
				C4AZ 7D091-G	AR	#2 - .057" thick
64/	A, B	6&8	All	C4AZ 7D095-A	1	BAND ASSEMBLY - REVERSE CLUTCH
64/	A, B	6&8	All	C4AZ 7C096-A	1	WASHER - REVERSE BRAKE DRUM - 3 1/8" O.D. - 2" I.D.-.063" thick
64	A, B	6&8	All	C4AZ 7A098-B	1	SCREEN ASSEMBLY - OIL PAN

Identification marking

7A100

MAIN CONTROL VALVE BODY ASSEMBLY

MAIN CONTROL IDENTIFICATION CHART

An identification number appears on a metal tag at the lower end of the main control assembly. The following chart will provide quick identification of the service part number when the identification number is known. Also the main control assembly may be selected by model, year and description under Group No. 7A100 which follows the chart.

MAIN CONTROL BODY IDENTIFICATION	SERVICE PART NUMBER	MAIN CONTROL BODY IDENTIFICATION	SERVICE PART NUMBER
#1B	C4AZ 7A100-E	#1K	C4AZ 7A100-E
#1G	C4AZ 7A100-E	#1U	C4OZ 7A100-L
		#1V	C4AZ 7A100-E

YEAR	MODEL	ENGINE		PART NUMBER	QTY.	PART NAME AND DESCRIPTION
		CYL.	C.I.D.			
				7A100		Continued
64	A, B	6&8	All exc. Spl.	C4AZ 7A100-E	1	#1B, #1G, #1K, #1V
64/	B	8	289 Spl	C4OZ 7A100-L	1	#1U
64/	A, B	6&8	All	20384-S(B43)	7	Bolt-1/4"-20 x 1" (body to case)
				20464-S(B43EA)	1	Bolt-1/4"-20 x 1 1/2"
				7D100		GASKET-VALVE BODY SEPARATOR PLATE
64	A, B	6&8	All	C4AZ 7D100-B	1	
				7A103		PUMP ASSEMBLY-FRONT OIL
64/	A, B	6&8	All	C4AZ 7A103-E	1	
64/	A, B	6&8	All	376950-S(KK53G)	1	Seal-7 3/8" I.D. (pump to housing)
64/	A	6&8	All	378785-S(BB545L)	7	Bolt-3/8"-16 x 1 5/8" (pump to housing)
64/	B	6&8	All	379296-S(BB545K)	7	Bolt-3/8"-16 x 1 3/8" (pump to housing)
				7A108		SUPPORT ASSEMBLY-CONVERTER STATOR
64/	A, B	6&8	All	C5AZ 7A108-F	1	
				20326-S(B49)	5	Bolt-5/16"-18 x 5/8" (support to pump)
64/	A, B	6&8	All	C4AZ 7A115-A	1	LEVER ASSEMBLY - MANUAL CONTROL VALVE DETENT
				377330-S(MM169K)	1	Nut-9/16"-18 (lever assembly to 7A256)
64/	A, B	6&8	All	C4AZ 7A117-A	1	LEVER ASSEMBLY - PARKING PAWL TOGGLE OPERATING
				97409-S8(Q5A)	1	Ring-1/4" retaining (lever to rod)
				97411-S2(Q5C)	1	Ring-3/8" retaining (lever to case)
				7A136		GASKET-FRONT OIL PUMP TO CASE
64/	A, B	6&8	All	C4AZ 7A136-C	1	
				7153		KIT-GASKET and OIL SEAL
64/	A, B	6&8	All	C5AZ 7153-F	1	

Consists of the following

OIL SEALS

GASKETS

VALVE

1-B9AP	7A011-A	1-C4DZ	7D025-A	2-B5AZ	7A294-A	1-C4AZ	7D026-C	1-C7AZ	7E195-A
3-C4AZ	7D011-A	1-C4OZ	7D025-A	1-C7AZ	7B498-A	1-C4AZ	7086-C	1-C5AZ	7D376-A
2-C4AZ	7D019-B	1-C4OZ	7D025-B	1-C4AZ	7A548-A	1-C4AZ	7D100-B		
2-C4AZ	7D020-A	1-C5AZ	7D025-A	1-C4AZ	7A548-B	1-C5AZ	7D100-B		
1-C4AZ	7D024-A	1-C5DZ	7D025-A	1-1P	77265-B	1-C7AZ	7D100-B		
1-C4AZ	7D024-B	1-C5ZZ	7D025-A	1-87034-S94		1-C4AZ	7A136-C		
1-C5ZZ	7D024-A	1-C4AZ	7D040-A	2-380892-S94		1-C4AZ	7A191-C		
1-C4AZ	7D025-B	1-C2AZ	7A248-A	1-376950-S		1-C5AZ	7A191-B		
				2-380850-S		1-C5OZ	7A191-B		
						1-C1AP	7B426-A		
						1-I.S.	Sheet # 2417		

				7A153		GEAR-OUTPUT SHAFT RING
64/	A, B	6&8	All	C4AZ 7A153-C	1	Req'd. as output shaft hub ring gear
					1	Req'd. as front clutch hub ring gear
				378874-S(QQ94)	2	Snap ring-4 1/2" dia.
				97532-S15(Q1C)	1	Snap ring-1 3/16" dia. (gear to output shaft)

Identification marking

7B164

**PLATE ASSEMBLY-CLUTCH INTERNAL and
EXTERNAL SPLINE**

YEAR	MODEL	ENGINE		INTERNAL SPLINE PLATE		EXTERNAL SPLINE PLATE	
		CYL.	C.I.D.	(FRICTION) - 7B164	QTY.	(STEEL) - 7B442	QTY.
	FORWARD CLUTCH						
64	A, B	6&8	All	C4AZ 7B164-E	4	C4AZ 7B442-C	3
	REVERSE CLUTCH						
64	A, B	6&8	All	C4AZ 7B164-C	4	C4AZ 7B442-B	3

YEAR	MODEL	ENGINE		PART NUMBER	QTY.	PART NAME AND DESCRIPTION
		CYL.	C.I.D.			
64/	A, B	6&8	All	C4AZ 7D164-A	1	HUB - OUTPUT SHAFT - 70 helical-37 spline teeth-1 1/4" long
64/	A, B	6&8	All	C4AZ 7D167-B	6	BOLT - OVERRUNNING CLUTCH TO CASE
64/	A, B	6&8	All	*C4AZ 7D170-C	12	SPRING - OVERRUNNING CLUTCH - r/b C4AZ 7D191-C
64/	A, B	6&8	All	C4AZ 7D171-B	1	RACE - OVERRUNNING CLUTCH
				7A175		STRUT-REVERSE BAND ANCHOR-Refer to Group 7D029
64/	A, B	6&8	All	C4AZ 7D189-B	1	PISTON and SEAL ASSEMBLY - REVERSE BAND SERVO-includes (1) C4AZ 7D300-B spacer
				7190		ROLLER-OVERRUNNING CLUTCH-Also refer to Group 7A813
64/	A, B	6&8	All	C4AZ 7190-A	12	7/8" long-5/16" dia.
				7D190		ROD-REVERSE BAND SERVO PISTON
64/	A, B	6&8	All	C4AZ 7D190-A	1	
				7A191		GASKET-OIL PAN
64	A, B	6&8	All	C4AZ 7A191-C	1	
64/	A, B	6&8	All	20326-S(B49)	11	
64/	A, B	6&8	All	C4AZ 7D191-C	1	RETAINER - OVERRUNNING CLUTCH SPRING
				7A194		PAN ASSEMBLY-TRANSMISSION oil
64	A, B	6&8	All	C4AZ 7A194-B	1	
64/	A, B	6&8	All	378782-S(BB543D)	11	Bolt-5/16"-18 x 9/16" (pan to case)
				7D218		RETAINER-GOVERNOR SECONDARY VALVE SPRING
64	A, B	6&8	All	C4AZ 7D218-A	1	7/8" x 7/8"
				7D220		BODY-GOVERNOR OIL COLLECTOR
64/	A, B	6&8	All	C4AZ 7D220-B	1	Includes (1) C7AZ 7E242-A screen and I.S. #2573
64/	A, B	6&8	All	C4AZ 7D227-A	1	SPACER - MAIN CONTROL THROTTLE PRESSURE VALVE
				7A228		TUBE ASSEMBLY-OIL FILLER
64	A	6	223	C4AZ 7A228-A	1	Approx. 13 13/16" long
64	A, B	8	All	C4AZ 7A228-B	1	Approx. 14 7/8" long
64/	A, B	6&8	All	87034-S94(T1A)	1	Seal-"O" ring-1/2" I.D. (tube to case)
64/	A, B	6&8	All	C4AZ 7A232-C	1	ROD ASSY. - PARKING LEVER ACTUATING
				358662-S(XX67)	3	Washer-flat (rod to lever)
				97409-S8(Q5A)	2	Ring-retaining-1/4" (rod to link)
64/	A, B	6&8	All	C4AZ 7C232-B	1	SLEEVE - OIL DISTRIBUTOR
				20386-S8(B53)	4	Bolt-5/16"-18 x 1" (sleeve to case)
64/	A, B	6&8	All	C4AZ 7A233-A	1	GEAR - OUTPUT SHAFT PARKING
64/	A, B	6&8	All	C4AZ 7A242-A	2	WASHER - FORWARD and REVERSE PLANETARY GEAR THRUST-3 11/32" O.D. -2 9/16" I.D. - .063" thick
				7A246		TUBE-TRANSMISSION BREATHER
64	A, B	6&8	All	C4AZ 7A246-A	1	
64/	A, B	6&8	All	C5ZZ 7A246-A	1	
64/	A, B	6&8	All	20326-S(B49)	1	Bolt-5/16"-18 x 5/8" (tube to case)
				7A248		OIL SEAL-FRONT PUMP
64/	A, B	6&8	All	C2AZ 7A248-A	1	Small-2 3/4" O.D. -2" I.D. -3/8" thick
				376950(KK53G)	1	Large-7 5/8" O.D. -7 5/16" I.D.

YEAR	MODEL	ENGINE		PART NUMBER	QTY.	PART NAME AND DESCRIPTION
		CYL.	C.I.D.			
				7A256		LEVER ASSEMBLY-MANUAL CONTROL
64	A	6&8	All	C4AZ 7A256-B	1	Column shift
64	B	8	All	C4DZ 7A256-A	1	Column shift
64/	A, B	6&8	All	C4AZ 7D256-A	1	RING - FORWARD CLUTCH PISTON SPRING PRESSURE-(to retain 7B070)-2 7/8" O.D. - 2 5/8" I.D. -1/8" thick
64/	A, B	6&8	All	C0AP 7B258-A	1	BUSHING - FRONT OIL PUMP
64/	A, B	6&8	All	C4AZ 7A261-A	1	SPRING - MANUAL CONTROL VALVE DETENT
				305043-S(NN84A)	1	Pin-1/16"x11/16"(to retain spring in valve body)
64/	A, B	6&8	All	C4AZ 7B261-A	1	BUSHING - FRONT PUMP SUPPORT - FRONT
64/	A, B	6&8	All	C4AZ 7D261-B	1	LEVER ASSY. - DOWNSHIFT DETENT - 4 31/32" long
				33798-S2(M62)	1	Nut-5/16"-24 (lever to shaft)
				34806-S(X65)	1	Washer-5/16"
				7A262		PISTON-CLUTCH
64/	A, B	6&8	All	C4AZ 7A262-C	1	Forward clutch
				C4AZ 7A262-B	1	Reverse clutch
				7A270		KIT-MAIN OIL PRESSURE REGULATOR VALVE SPRING
64	A, B	6&8	All	C4AZ 7A270-B	1	Consists of- (1) C4AP 7D005-C spring (1) C4AP 7A270-B spring
				7D273		CONNECTOR ASSEMBLY-OIL COOLER TUBES
64/	A, B	6&8	All	C3AZ 7D273-A	AR	1/2"-20-straight connector
64/	A, B	6&8	All	370865-S(KK43)	AR	Seal-"O" ring type-1/2" O.D.
				380892-S(KK43B)	AR	Seal-"o" ring type-7/16" O.D.
64	A, B	6&8	All	C4AZ 7A286-B	1	SPRING-THROTTLE MODULATOR VALVE - 14 1/2 coils- 1 1/4" free length
				7A294		SEAL-CLUTCH PISTON-INNER
64/	A, B	6&8	All	B5AZ 7A294-A	2	Forward and reverse clutch piston-round cut lip
64/	A, B	6&8	All	C4AZ 7D300-B	1	SPACER - REVERSE BAND SERVO ROD - 15/16" O.D. -3/8" I.D. -1/8" thick
				7326		ROD-MANUAL CONTROL VALVE-Refer to Group 7C389
				7D352		KIT-FORWARD CLUTCH SUPPORT SEAL and CLUTCH
64	A, B	6&8	All	C4AZ 7D352-A	1	Includes -(1) C4AZ 7D019-B seal (1) C4AZ 7A108-C support assembly (1) C4AZ 7A360-C cylinder
				7A360		CYLINDER-FRONT CLUTCH
64	A, B	6&8	All	C4AZ 7A360-C	1	Also serviced in 7D352 kit-I.S.No.1799 included
64/	A, B	6&8	All	C4AZ 7B368-A	1	WASHER - OUTPUT SHAFT THRUST - REAR - 1 3/16" I.D. -.030" thick-3 slots
64/	A, B	6&8	All	C5AZ 7D375-A	1	PIN - THROTTLE PRESSURE BOOSTER RETAINING-15/16" long-1/8" dia.
64/	A, B	6&8	All	C5AZ 7D376-A	1	VALVE-INTERMEDIATE SERVO ACCUMULATOR CHECK-1/4" dia. -.090" thick
64/	A, B	6&8	All	C4AZ 7A377-B	1	DIAPHRAGM ASSY. - VACUUM THROTTLE VALVE

YEAR	MODEL	ENGINE		PART NUMBER	QTY.	PART NAME AND DESCRIPTION
		CYL.	C.I.D.			
64/	A, B	6&8	All	C4AZ 7A380-A	1	ROD - THROTTLE CONTROL VALVE - 1 11/16" long-1/8" dia.
				7C389		ROD-MANUAL CONTROL VALVE
64/	A, B	6&8	All	C4OZ 7C389-A	1	
				7A394		LEVER ASSEMBLY-DOWNSHIFT CONTROL
64	A	6	223	C4AZ 7A394-A	1	
64	A, B	8	All	C4DZ 7A394-A	1	
				7A398		GEAR ASSEMBLY-FORWARD PLANETARY
64/	A, B	6&8	All	C4AZ 7A398-F	1	
64/	A, B	6&8	All	C1AP 7B426-A	1	GASKET - THROTTLE CONTROL VALVE
				7A441		PAWL-PARKING
64/	A, B	6&8	All	C4AZ 7A441-C	1	Includes C4AZ 7D071-B shaft
				7B442		PLATE ASSEMBLY-EXTERNAL SPLINE-Refer to Group 7B164
64/	A, B	6&8	All	C4AZ 7B456-C	1	RACE - OVERRUNNING CLUTCH OUTER
64	A, B	6&8	All	C4AZ 7A478-A	1	RETAINER - MAIN CONTROL OIL PRESSURE REGULATOR VALVE
				7A480		SPRING-REVERSE CLUTCH PISTON
64/	A, B	6&8	All	C4AZ 7A480-C	1	Includes - (1) C4AZ 7A480-B spring (1) retainer
				97719-S(QQ6)	1	Ring-2 3/16" dia. (retain spring to piston)
				7C492		STOP-BAND ADJUSTING
64/	A, B	6&8	All	C4AZ 7C492-B	2	(1) req'd. for front & (1) req'd. for rear band
				380850-S(MM54H)	2	Nut-1/2"-16 (attach stop to case)
				7C495		LINK-PARKING PAWL TOGGLE OPERATING LEVER
64/	A, B	6&8	All	C4AZ 7C495-A	1	
				97409-S8(Q5A)	1	Ring-1/4" dia. retaining (link to case)
				7B498-A		OIL SEAL-MANUAL CONTROL LEVER
64/	A, B	6&8	All	C7AZ 7B498-A	1	
64/	A, B	6&8	All	C4AZ 7C498-B	1	DRUM ASSY. - REVERSE BRAKE
				7A548		OIL SEAL-CLUTCH PISTON-OUTER
64/	A, B	6&8	All	C4AZ 7A548-A	1	Reverse clutch piston-4 9/16" O.D. -4 1/16" I.D.
64/	A, B	6&8	All	C4AZ 7A548-B	1	Forward clutch piston-4 7/16" O.D. -4" I.D.
				7A813-A		ROLLER-CONVERTER STATOR CLUTCH
64/	A, B	6&8	All	C4AZ 7190-B	7or8	
64/	A, B	6&8	All	B9AZ 7A814-A	AR	SPRING - CONVERTER STATOR CLUTCH -
64	A	6	223	C4AZ 7A820-A	1	GASKET-CONVERTER HOUSING FRONT ACCESS COVER

Identification marking

YEAR	MODEL	ENGINE		PART NUMBER	QTY.	PART NAME AND DESCRIPTION
		CYL.	C.I.D.			
				7902		CONVERTER ASSEMBLY
64	A	6	223	C4AZ 7902-F	1	#P, #AE
64	A, B	8	All	▲C4AZ 7902-E	1	#N, #AB
64/	A	6&8	All	378941-S7(MM169H)AR		Nut-3/8"-24 (converter studs to flywheel)
				7908		IMPELLER-CONVERTER-Reconditioner only
64	A, B	6&8	All	C4AZ 7908-A	1	
				7915		HUB-CONVERTER IMPELLER-Reconditioner only
64/	A	6&8	All	C5AZ 7915-A	1	2 1/16" O.D. -1 3/4" I.D. -2 11/16" long
64/	B	8	All		1	
64/	A, B	6&8	All	C4AZ 7926-A	1	HUB-CONVERTER TURBINE-Reconditioner only
64	A	6	223	C2AZ 7932-A	1	STATOR ASSEMBLY-CONVERTER
				7937		WASHER-CONVERTER STATOR FRONT and REAR THRUST
64/	A, B	8	All	C5AZ 7937-D	2	2 15/16" O.D. -2" I.D. -1/2" thick-#C5AP 7937-D
64/	A	6	All		2	
64/	A, B	8	All	C5AZ 7937-E	AR	3 9/16" O.D. -2 1/16" I.D. -1/2" thick
64/	A	6	All		AR	#C5AP 7937-A or #C7AP 7937-A
64/	A	6&8	All	1P 7945-A	1	SNAP RING-CONVERTER STATOR RETAINING
64/	A	6&8	All	C2AZ 7947-C	1	RACE-CONVERTER STATOR CLUTCH-OUTER
64/	A, B	6&8	All	C4AZ 7964-A	4	STUD - CONVERTER DRIVE - Reconditioners only
				7950		COVER and STARTER RING GEAR ASSEMBLY-CONVERTER-Reconditioner only-Also refer to Group 6375
64	A	8	All	C3OZ 7950-B	1	
64/	B	8	All		1	
64/	A, B	6&8	All	C4AZ 7962-D	1	WASHER - TURBINE TO CONVERTER - Reconditioner only
				7976		HOUSING-CONVERTER
64	A	6	223	C4AZ 7976-D	1	#C4AP 7976-C
64	A, B	8	289	C4AZ 7976-A	1	#C4AP 7976-A
64/	A, B	6&8	All	370301-S(BB546)	5	Bolt-7/16"-14 x 1 1/4" (housing to case)
64/	A	6&8	All	20508-S(B110)	AR	Bolt-7/16"-14 x 1 3/4" (housing to engine)
64/	B	8	All		AR	
				34808-S(X67)	AR	Lockwasher-7/16"
				7986		COVER-CONVERTER HOUSING
64	A, B	8	289	C5DZ 7986-B	1	
64	A	6	223	C4AZ 7991-B	1	
64/	A, B	6&8	All	42789-S8(U10)	AR	Screw & washer assy. -5/16"- 18 x 3/4" (cover to housing)
64	A	6	223	C4AZ 7989-A	1	GASKET-CONVERTER HOUSING COVER
				7991		COVER-CONVERTER HOUSING-Refer to Group 7986
64/	A, B	6&8	All	1P-77265-B	1	OIL SEAL - THROTTLE CONTROL LEVER

Identification marking

▲ Includes (4) 378941-S7 locknuts to be assembled to converter studs "From 3/1/64" per technical letter FT-260

YEAR	MODEL	ENGINE		QUANTITY				PART NUMBER	PART NAME and DESCRIPTION
		CYL.	C.I.D.	F/M/2	C/M	C4			
7007 PLATE ASSY. - ENGINE REAR - Also refer to Group 6366									
60/64	A	6	223	1				B9A 7007-A	
60	A	6	223		1			*EBP 7007-A	Not replaced
64	A	6	223		1	1		C4AZ 7007-B	
62/64	A,B,X	8	221,260,289	1	1			C2OZ 7007-B	
63/	A,S	8	352,390		1			C3AZ 7007-B	
63/	B	6	170,200	1				C3DZ 7007-B	
7C008 CLIP - OIL COOLER TUBES TO ENGINE									
62	B	8	All	1				*C2OZ 7C008-C	Not replaced
63/64	B	8	All	1				C3OZ 7C008-A	
63	S	8	All		1			C3SZ 7C008-A	
7A022 INSULATOR - COLUMN SHIFT CONTROL SELECTOR NEUTRAL SWITCH									
61/62	S	8	All		1			C1SF 7A022-A	
63	S	8	All		1			C3SZ 7A022-A	
60/64	X	6&8	All	1				C0DF 7A022-A	
7A024 ROD - COLUMN SHIFT CONTROL SELECTOR BELLCRANK TO TRANSMISSION MANUAL CONTROL LEVER									
60/62	A	6&8	All	1				C1AA 7A024-A	
63/64	A	6	223	1				C3AZ 7A024-B	11 5/8" o/all length
63	A	8	All	1				C3AZ 7A024-A	Column shift-11 3/8" o/all length
63	A	8	All	1				C3AZ 7A024-F	Console shift-3 1/2" o/all length
63	A	8	260,289		1			C3AZ 7A024-H	13 3/8" o/all length
64	A	"Before 10/14/63"	8 289		1			C4AZ 7A024-A	12 1/4" o/all length
64	A	"From 10/14/63"	8 289		1			C4AZ 7A024-C	Column shift-12 1/4" o/all length
64	A	"From 10/14/63"	8 289		1			C4AZ 7A024-B	Console shift-4 1/8" o/all length
63/64	A	8	352,390		1			C3AZ 7A024-C	13 3/8" o/all length
64	A	"Before 10/14/63"	6&8 All			1		C4AZ 7A024-A	12 1/4" o/all length
64	A	"From 10/14/63"	6&8 All			1		C4AZ 7A024-C	12 13/16" o/all length
62/64	B	6&8	All	1				C2OZ 7A024-A	11 1/2" o/all length
60/64	X	6&8	All	1				C0DD 7A024-A	6 7/8" o/all length
60/	A, B, X	6&8	All	2	2	2		351341-S (XX351)	Washer-spring-5/16" dia. (rod to bellcrank and trans. lever)
				AR	AR	AR		44722-S(X19)	Washer-flat-5/16" dia.
				AR	AR	AR		72034-S(N45)	Cotter pin-3/32"
7A025 LEVER - COLUMN SHIFT CONTROL SELECTOR BELLCRANK									
60	A	6&8	All	1				B9AA 7A025-A	
60/61	X	6	All	1					
61/63	A-column shift	6&8	All	1				C1AZ 7A025-C	
63	A-floor shift	8	All	1	1			C3AZ 7A025-E	
62/64	X	6&8	All	1				C4DZ 7A025-A	
7A026 STUD - COLUMN SHIFT CONTROL SELECTOR BELLCRANK MOUNTING									
60/62	A	6&8	All	1	1			B9AA 7A026-A	1 15/16" long-3/8"-16 thread on one end
60/61	X	6	All	1					
64	X	8	All	1					
62/64	B	6	All	1				C2OZ 7A026-A	2 1/4" long-1/2"-18 thread on one end
62/64	B	8	All	1		1		C2OZ 7A026-B	4" long-1/2"-18 thread on one end
62/63	X	6&8	All	1				C2OA 7A026-A	2 1/2" long-3/8"-16 thread on one end
64	X	6	All	1					
60/64	A,B,X	6&8	All	1	1			351467-S(XX352)	Washer-spring-3/8" dia.
				1	1			44727-S8(X24)	Washer-flat-3/8" dia.
				1	1			34807-S(X66)	Lockwasher-3/8" dia.
				1	1			72034-S(N45)	Cotter pin

YEAR	MODEL	ENGINE		QUANTITY				PART NUMBER	PART NAME and DESCRIPTION
		CYL.	C.I.D.	F/M/2	C/M	C4			
7A030-7A031 TUBE ASSY. - TRANSMISSION OIL COOLER INLET and OUTLET									
60/	A, B, X	6&8	All	AR	AR	AR		*	Cut to required length from 8C 2269-A (5/16" dia.) bulk tubing and improvise shape to fit appropriate fittings
60/61	S	8	All		AR				Connector-oil cooler inlet or outlet
				AR	AR	AR		359279-S(II-32)	5/16" dia. - 1/2"-20 & 1/8"-27 thread - 1 5/32" long
				AR	AR	AR		376148-S (II-191K)	5/16" dia. - 1/8"-27 thread-1 3/8" long
				AR	AR	AR		359058-S(II-77)	Connector-transmission inlet or outlet- Also refer to Parts Lists Section Group 7D273 5/16" dia. - 1/2"-20 female-1/8"-27 male thread-steel
				AR	AR	AR		359324-S8 (II-79)	5/16" dia. - 1/4"-28 female-1/2"-20 male thread
				AR	AR	AR		87972-S(II-3)	5/16" dia. - 1/2"-20 female-1/8"-27 male thread-brass
									Fitting-transmission and cooler inlet or outlet tube
				AR	AR	AR		87944-S8(I-22)	5/16"-20 x 1/2"
				AR	AR	AR		359281-S8 (MM112)	5/16"-20 x 5/8"
				AR	AR	AR		375416-S35 (EE4)	Clamp-37/64" dia. (hose to connector)
				AR	AR	AR		370717-S100 (GG86)	Clip (cooler tubes retaining)
				AR	AR	AR		20314-S8(B94)	Bolt-7/16"-14 x 1/2" (clip to engine block on frame)
				AR	AR	AR		372223-S38 (GG256A)	Clip-5/8" long I. D. (to hold tubes together)
62/	S	8	All		AR			*	Cut to required length from B7Q 2269-A (3/8" dia.) bulk tubing and improvise shape to fit appropriate fittings
					AR			375896-S(III-76)	Fitting-3/8" dia. elbow-5/8"-18 female & 1/4"-18 male thread
					AR			87525-S(I-15A)	Fitting-3/8" dia. straight-5/8"-18 female & 1/4"-15 male thread
					AR			87945-S8(I-23)	Connector-3/8" dia. -5/8"-18 thread
7B033 DIAL - TRANSMISSION CONTROL SELECTOR - Refer to Group 7A213									
7B052 MASK - CONSOLE SHIFT CONTROL SELECTOR INDICATOR DIAL									
62/64	A	8	All	1	1			* C2AZ 7B052-A	Not replaced
61/63	S	8	All					C3SZ 7B052-A	
								26457-S7(U167)	Screw-No.8-32 x 1/4" rd.hd. (mask to 7228 socket)
								34802-S7(X59)	Lockwasher-No.8
7B071 SPRING - CONTROL SELECTOR LEVER PLUNGER									
60/63	A	6&8	All	1	1			B2AZ 7B071-A	Column shift-2 15/16" free length-20 coils
64/	A	6&8	All	1	1	1		C2OZ 7B071-A	Column shaft-1 1/4" free length-10 coils
62/	B	6&8	All	1		1			Column shift
64/	S	8	All			1			Column shift
62/64	A	8	All	1	1			C2AZ 7B071-A	Console shift-2 13/16" free length-80 coils
60/	X	6&8	All	1		1		C0DZ 7B071-A	1 5/16" long-14 coils
7C072 CLIP - TRANSMISSION VACUUM TUBE									
61/	B,X	6&8	All	1		1		C1DD 7C072-A	

YEAR	MODEL	ENGINE			QUANTITY			PART NUMBER	PART NAME and DESCRIPTION
		CYL.	C.I.D.	F/M/2	C/M	C4			
7C078 WIRING ASSY. - NEUTRAL SWITCH									
62/63	A-floor shift	8	All	1	1			C2AZ 7C078-B	
64	A-floor shift	8	All		1	1		C4AZ 7C078-A	
7B079 SLEEVE - CONTROL SELECTOR PLUNGER									
61/	S	8	All		1			C1SS 7B079-A	
7B084 TUBE - ENGINE TO TRANSMISSION VACUUM									
60/	A, B, S, X	6&8	All	AR	AR	AR		*	Cut to required length from 91 2269 (1/4" dia. -25 ft. long) bulk stock
7B085 CLIP - VACUUM TUBE RETAINING									
60/	A, B, S, X	6&8	All	AR	AR	AR		*	Dealer improvise
7B086-7 HOSE - ENGINE TO TRANSMISSION VACUUM TUBE CONNECTING									
60/	A, B, S, X	6&8	All	AR	AR	AR		C8AZ 17543-B	1/4" dia. x 25 ft. long bulk stock-cut to required length
								A9A 17543-B	3/8" dia. x 25 ft. long bulk stock-cut to required length
7B087 CONNECTOR - ENGINE TO TRANSMISSION VACUUM TUBE									
64/	A, B, S, X	6&8	All		1	1		C1AZ 7B087-E	7/16" dia. -2 1/2" long elbow
7B093 HOSE - TRANSMISSION OIL COOLER LINES									
62/	S	8	All		1			C1VV 7B093-B	3/8" I.D. -9/16" O.D. -7/8" long
7B094-5 TUBE - ENGINE TO TRANSMISSION VACUUM - FRONT OR REAR									
60/	A, B, S, X	6&8	All	AR	AR	AR		*	Cut to required length from 91 2269-A (1/4" dia. -25 ft. long) bulk stock & improvise to fit 87943-S8 fitting when req'd.
61	A	6	223	1				375518-S(II167A)	Fitting-3 way-1/4"-18 & 7/16"-24 female & 1/2"-20 male thread (tube to intake manifold)
61/62	A	8	352,390	1	1			353281-S(II154)	Fitting-elbow-3/8"-18 male-7/16"-24 female thread (tube to intake manifold)
61/62	A	8	292	1	1			357854-S(II69)	Connector-3/8"-18 male-7/16"-24 female thread (tube to intake manifold)
62	A	6	All	1	1			357763-S(II161)	Fitting-elbow-1/4"-18 male & 7/16"-24 female thread
60/	A, B, S, X	6&8	All	AR	AR	AR		87945-S(I-23)	Fitting-tube connector nut-3/8" dia. -5/8"-18 thread
								87943-S(I-21)	Fitting-tube connector nut-1/4" dia. -7/16"-24 thread
62	B	6	All	1				375796-S(II68A)	Connector-1/4"-18 male & 7/16"-24 female thread
7B097 LEVER - CONTROL SELECTOR NEUTRAL SWITCH ACTUATING									
63/	A	6&8	All	1	1			C3AZ 7B097-B	
62/64	B	6&8	All	1				C1VV 7B097-A	
64/	S	8	All		1			C4VY 7B097-B	
7B108 LINK ASSY. - ACCELERATOR KICK DOWN SHAFT ADJUSTING									
61	A	6&8	All	1	1			C2AZ 7B108-A	Includes adaptor
62/63	A	6	All	1	1				
64/	X	8	All	1		1		C4DZ 7B108-A	
61/	A, X	6&8	All	AR	AR	AR		33796-S7(M61)	Nut-1/4"-28 (link to 7A187 rod)
7A110 INDICATOR - CONTROL SELECTOR									
60	A	6&8	All	1	1			B8AZ 7A110-A	#Orange-2 9/16" long
60/62	A	6&8	All	1	1			C1AA 7A110-B	#White-1 7/8" long
7A133 BUSHING - CONSOLE SHIFT CONTROL SELECTOR LEVER SHAFT									
62/	A	8	All	2	2	2		C2AZ 7A133-A	
7A134 JOINT ASSY. - COLUMN SHIFT CONTROL SELECTOR ROD BALL									
63/	A-moveable column	6&8	All	1	1	1		C3AZ 7A134-A	
7D138 ADAPTOR ASSY. - CONTROL SELECTOR BELLCRANK - Refer to Group 7C431									

Identification marking

YEAR	MODEL	ENGINE		QUANTITY				PART NUMBER	PART NAME and DESCRIPTION
		CYL.	C.I.D.	F/M/2	C/M	C4			
7B146 SPRING - TRANSMISSION KICK DOWN CONTROL SHAFT RETRACTING									
61/63	A	6	All	1				C1AA 7B146-C	5 1/8" free length-28 1/4 coils
64	A	6	All	1		1		C4AZ 7B146-C	6" free length-51 1/4 coils
63	A	8	260,289	1	1			C3AZ 7B146-A	5 1/8" free length-18 1/4 coils
61/64	A	8	292,352	1	1			C1AA 7B146-B	4" free length-36 coils
64	A	8	289	1				C4AZ 7B146-B	2 1/4" free length-8 3/4 coils
64	A	8	289		1	1		C4AZ 7B146-A	4 3/4" free length-18 1/4 coils
62/64	B	6	All	1				C2OZ 7B146-A	
62/63	B	8	All	1				C2OA 7B146-B	
64/	B	8	All			1		C4DZ 7B146-A	2 3/8" free length-22 1/2 coils
61/62	S	8	All		1			C1SS 7B146-A	4 3/16" free length-22 1/4 coils
63/	S	8	All		1			C2SZ 7B146-B	3 1/8" free length-24 coils
61/64	X	6	All	1				C1DD 7B146-A	5" free length-13 coils
64	X	8	All	1				C4DZ 7B146-A	2 3/8" free length-22 1/2 coils
7B158 BRACKET ASSY. - ACCELERATOR and KICK DOWN CONTROL ROD									
61/63	S	8	All		1			C2SZ 7B158-A	Use with automatic throttle control
					1			C2SZ 7B158-B	Use without automatic throttle control
64/	S	8	All		1			C4SZ 7B158-B	Use with automatic throttle control
					1			C4SZ 7B158-C	Use without automatic throttle control
7B159 BRACKET - KICK DOWN CONTROL LEVER RETRACTING SPRING									
61/	S	8	All		1			C2SZ 7B159-A	
7C168 STOP - CONTROL SELECTOR SHAFT TO ACCELERATOR BELLCRANK									
61/	X	6	All	1				C1DD 7C168-A	7/16" O.D. - 1/4"-28 thread on I.D.
				1				20309-S8(B150)	Bolt-1/4"-28 x 1/2" (stop to rod)
				1				34940-S7(X88)	Lockwasher-1/4"
7C176 RETAINER - KICK DOWN CONTROL LEVER RETRACTING SPRING									
61/64	X	6&8	All	1				*C1DD 7C176-A	Not replaced
7A185 BELLCRANK ASSY. - ACCELERATOR									
61/64	A	6	223	1	1			C1AA 7A188-E	(c)
63	A	8	260,289	1	1			C3AZ 7A185-C	
61/62	A	8	292	1				C1AA 7A185-G	Use with vacuum throttle valve control only-(a,f)
60	A	8	352	1	1			C0AA 7A185-E	(a,f)
61	A	8	352	1				*C1AA 7A185-F	(a,f)-not replaced
60	A	8	292		1			*C0AA 7A185-H	(a,f)-not replaced
61/64	A	8	352,390		1			C4AZ 7A185-A	(a,f)
62/63	A	8	352	1					
64	A	8	289		1	1		C4AZ 7A185-B	
62/64	B	6	All	1				C2OZ 7A185-A	(c,f)
62/63	B,X	8	All	1				C3OZ 7A185-A	(a,f) or (b)
64/	B	8	All			1		C4OZ 7A185-A	(a,f)
			exc.spl.						
64	B	8	289 spl.			1		C4OZ 7A185-B	(c,f)
60	S	8	352		1			C0SS 7A185-B	(a,f)
61/63	X	6	All	1				C2DZ 7A185-A	(c,f)
64/	X	6	All	1				C4DZ 7A185-A	(c,f)
64	X	8	All	1				C4DZ 7A185-B	(b,f)
									Attaching parts for bellcrank assembly
				AR	AR			20310-S(B48)	(a) Bolt-5/16"-18 x 1/2" hex. head
				AR	AR			20326-S(B49)	(b) Bolt-5/16"-18 x 5/8"
				AR	AR			20346-S(B50)	(c) Bolt-5/16"-18 x 3/4"
				AR	AR			20345-S(B150A)	(d) Bolt-1/4"-28 x 3/4"
				AR	AR			20453-S(B200)	(e) Bolt-1/2"-20 x 1 3/4"
				AR	AR			34806-S7(X64)	(f) Lockwasher-5/16"
				AR	AR			34809-S8(X68)	(g) Lockwasher-1/2"

YEAR	MODEL	ENGINE		QUANTITY			PART NUMBER	PART NAME and DESCRIPTION
		CYL.	C.I.D.	F/M/2	C/M	C4		
7A185 BELLCRANK ASSY. - COLUMN SHIFT CONTROL SELECTOR								
63/64	A	6&8	All	1	1	1	C4AZ 7A185-C	(a) Fixed column only
62/64	B	6&8	All	1		1	C2OZ 7A185-B	(b)
				AR	AR	AR	373162-S (BB563A)	Attaching parts for bellcrank assembly (a) Bolt-3/8"-16 x 1 1/8" hex. head
				AR	AR	AR	375474-S (MM120B)	(a) Nut-3/8"-16 x 11/16" round head
				AR		AR	20388-S(B80)	(b) Bolt-3/8"-16 x 1" hex.hd.
				AR		AR	34807-S(X66)	(b) Lockwasher-3/8" dia.
						AR	372158-S (BB572F)	(c) Bolt-3/8"-16 x 1 1/8"
						AR	373403-S (MM173J)	(c) Nut-3/8"-16 x 9/16"
7A187 ROD - TRANSMISSION KICK DOWN CONTROL SHAFT								
60	A	8	All	1			C0AA 7A187-D	(a,g,k,l,m)
60	A	8	All		1		C0AA 7A187-N	Approx. 16" long (a,g,k,l,m)
61	A	8	All		1		C1AA 7A187-A	Approx. 21 1/2" long (g)
62	A	8	All	1			C2AZ 7A187-B	Approx. 19" long (g)
62/63	A	8	352,390		1		C2AZ 7A187-C	Approx. 21" long (g)
62/64	A	6	223	1			C2AZ 7A187-A	Approx. 22" long (a,g,k,l,m)
63	A	8	All	1			C3AZ 7A187-A	(g)
63/64	A	6&8	223,260, 289		1		C3AZ 7A187-D	Approx. 16 5/8" long (g)
64	A	6	223			1	C4AZ 7A189-A	Approx. 20" long (g,l)
64	A	8	352,390		1		C4AZ 7A187-C	Approx. 21 1/8" long (g)
62/64	B	6	All	1			C2OZ 7A187-A	Approx. 15 5/8" long (g)
62/64	B	8	All	1			C2OZ 7A187-B	Approx. 20" long (g)
64	B	8	All			1	C4OZ 7A187-A	(g)
60	S	8	All		1		B8SZ 7A187-A	(a,b,d,g,h)
61	S	8	All		1		C1SS 7A187-A	(g)
62/63	S	8	All		1		C2SZ 7A187-A	Approx. 18 13/16" long (g)
64	S	8	All		1		C4SZ 7A187-A	Approx. 18 3/8" long (g)
61/64	X	6	All	1			C1DD 7A187-A	Approx. 15" long (a,b,d,h,j)
63	X	8	All	1			C3DZ 7A187-A	Approx. 19" long (g,l)
64	X	8	All	1			C4DZ 7A187-A	Approx. 21" long (g,l)
				AR	AR		97011-S(F1)	Attaching parts for rod or rod assembly (a) Clevis-1/4"-28 x 2"
				AR	AR		44722-S(X19)	(b) Washer-flat-5/16" dia.
				AR	AR		44719-S(X17)	(c) Washer-flat-1/4" dia.
				AR	AR		351341-S (XX351)	(d) Washer-spring-5/16"
				AR	AR		356249-S (XX349)	(e) Washer-spring-1/4"
				AR	AR		97409-S(Q5Q)	(f) Washer-"C" type-17/32"
				AR	AR		353862-S(XX10)	(g) Washer-"C" type-1/2"
				AR	AR		72034-S(N45)	(h) Cotter pin-3/32" x 1"
				AR	AR		73789-S(N4)	(j) Pin-clevis-1/4" x 13/16"
				AR	AR		370579-S(NN50)	(k) Pin-grooved-1/4" x 3/4"
				AR	AR		33796-S(M61)	(l) Nut-1/4"-28
				AR	AR		373601-S (MM16)	(m) Nut-5/16"-24
					AR		380340-S (GG240)	(n) Clip
7A188 BELLCRANK ASSY. - ACCELERATOR - Refer to Group 7A185								

YEAR	MODEL	ENGINE		QUANTITY				PART NUMBER	PART NAME and DESCRIPTION
		CYL.	C.I.D.	F/M/2	C/M	C4			
7209 TUBE and SOCKET ASSY. - GEAR SHIFT- Refer to Group 7212									
7210 LEVER ASSY. - COLUMN SHIFT CONTROL SELECTOR - Includes-Lever, knob, insulator & impact sleeve									
60/62	A	6&8	All	1	1			B6A 7210-D	Less knob (a)
63	A-fixed column	6&8	All	1	1			C3AZ 7210-B	(b)
63	A-moveable column	6&8	All	1	1			C3AZ 7210-C	(b)
64	A-fixed column	6&8	All	1	1	1		C4AZ 7210-G	(b)
64	A-moveable column	6&8	All		1	1		C4AZ 7210-H	(b)
62	B	6&8	All	1				C2OZ 7210-AP	(b)
63/	B	6&8	All	1		1		C3OZ 7210-A	(b)
60	S	8	All		1			B8S 7210-E	(b)
61/63	S	8	All		1			C2SZ 7210-A	(b)
64	S	8	All		1			C4SZ 7210-A	(b)
60/63	X	6&8	All	1				C0DZ 7210-B	(b)
64/	X	6&8	All	1				C4DZ 7210-B	(b)
									Attaching parts for lever assembly to socket
									(a) Pin-1/4" x 1"
									(b) Pin-3/8" x 1"
7210 LEVER ASSY. - FLOOR OR CONSOLE SHIFT CONTROL SELECTOR - Includes-Lever, rollers, pawl & cable assy.									
62/64	A	8	All	1	1			C2AZ 7210-L	(a)
									Attaching parts for lever assembly to lever support arm
									(a) Nut-3/8"-24
7212 TUBE ASSY. - COLUMN SHIFT CONTROL SELECTOR									
61/62	A	6&8	All	1	1			C2AA 7209-BP	
63	A-fixed column	6&8	All	1	1			C3AZ 7212-M	
63	A-moveable column	6&8	All	1	1			C3AZ 7212-K	
64	A-fixed column	6&8	All	1	1	1		C4AZ 7212-E	
64	A-moveable column	6&8	All		1			C4AZ 7212-A	
62/64	B	"Before 12/15/63"	6&8	All	1		1	C3OZ 7212-A	
64	B	"From 12/15/63"	6&8	All	1		1	C4OZ 7212-A	
60	S	8	All		1			B9S 7209-B	
61/62	S-moveable column	8	All		1			C2SZ 7212-A	
61	S-fixed column				1			*C1SZ 7212-B	N/R
63	S	8	All		1			C3SZ 7212-A	
64	S	8	All		1			C4SZ 7212-B	
60/62	X	6	All	1				C0DF 7212-D	
63	X	6&8	All	1				C3DZ 7212-D	
64	X	6&8	All	1				C4DZ 7212-A	
7B212 BRACKET - NEUTRAL SWITCH ACTUATING PIN									
62/	B	6&8	All	1		1		C2OZ 7B212-A	
7213 KNOB - COLUMN SHIFT CONTROL SELECTOR LEVER									
60/62	A	6&8	All	1	1			C0AZ 7213-A	
63/64	A	6&8	All	1	1	1		C3AZ 7213-A	
60/64	B,X	6&8	All	AR		AR			Serviced in 7210 assembly only
60	S	8	All		1			C0SS 7213-A	
61/	S	8	All		AR				Serviced in 7210 assembly only
7213 KNOB or 'T' HANDLE ASSY. - FLOOR OR CONSOLE SHIFT CONTROL SELECTOR LEVER									
62/64	A	8	All	1	1	1		C2AZ 7213-F	Knob

YEAR	MODEL	ENGINE		QUANTITY				PART NUMBER	PART NAME and DESCRIPTION
		CYL.	C.I.D.	F/M/2	C/M	C4			
7A213 DIAL - COLUMN SHIFT CONTROL SELECTOR - Also refer to Group 15805									
60/62	A	6&8	All	AR					Refer to Group 15805
63/64	A	6&8	All	1				C3AZ 7A213-C	
61/62	A	6&8	All		1			C1AF 7B033-A	
63	A	6&8	All		1			C3AZ 7A213-D	
64	A	6&8	All		1	1		C4AZ 7A213-D	
7A213 DIAL - FLOOR OR CONSOLE SHIFT CONTROL SELECTOR									
62/64	B	6&8	All	AR					Refer to Group 15805
64/	B	6&8	All			1		C4OZ 7B033-B	
60	S	8	All		1			C0SS 7A213-C	
61/62	S-fixed column	8	All		1			C1SS 7A213-E	
62/63	S-moveable column	8	All		1			C2SZ 7A213-B	
64/	S	8	All		1			C4SZ 7A213-C	
60/64	X	6&8	All	1				C3YY 7B033-A	
7A216 INSERT - COLUMN SHIFT CONTROL SELECTOR POSITION									
63	A-moveable column	6&8	All	1				C3AZ 7A216-L	(e)
63/64	A-fixed column	6&8	All	1				C3AZ 7A216-E	(d)
63	A-moveable column- "Before 2/18/63"	6&8	All		1			C3AZ 7A216-H	(f)
63/64	A-moveable column	6&8	All		1			C3AZ 7A216-M	(f)
63/64	A-fixed column	6&8	All		1	1		C3AZ 7A216-F	(d)
62/64	B	6&8	All	1				C2OZ 7A216-A	(b)
64	B	6&8	All			1		C4OZ 7A216-A	(b)
60	S	8	All		1			B9SZ 7A216-A	(a)
61	S-moveable column	8	All		1			C1SS 7A216-F	(c)
61/62	S-fixed column	8	All		1			C2SZ 7A216-A	(c)
62	S-moveable column	8	All		1				(c)
63	S	8	All		1			C3SZ 7A216-A	(c)
64	S	8	All		1			C4SZ 7A216-A	(c) or (e)
60/63	X	6&8	All	1				C0DF 7A216-A	(b)
64	X	6&8	All	1				C4DZ 7A216-A	(b)
7A217 BLOCK ASSY. - CONTROL SELECTOR NEUTRAL SWITCH - Refer to Group 7A247									
7227 SPRING - CONTROL SELECTOR TUBE RETRACTING									
60/62	A	6&8	All	1	1			AB 7227-A	1" free length-1/2" O.D.

YEAR	MODEL	ENGINE		QUANTITY				PART NUMBER	PART NAME and DESCRIPTION
		CYL.	C.I.D.	F/M/2	C/M	C4			
7228 SOCKET ASSY. - COLUMN SHIFT CONTROL SELECTOR LEVER									
63/	A	6&8	All	1	1	1		C4AZ 7228-A	
62/	B, X	6&8	All	1		1		C5TZ 7228-A	
60	S	8	All		1			B8S 7228-B	
61	S	8	All		1			C3SZ 7228-A	
62/63	S	8	All		1			C2SZ 7228-A	
64/	S	8	All		1			C6SZ 7228-A	
60/61	X	6	All	1				C0DZ 7228-A	
7C230 RETAINER - GEAR SHIFT TUBE RETRACTING SPRING									
60/62	A	6&8	All	2	2			C1AZ 7C230-A	
7242 WASHER - CONTROL SELECTOR SOCKET ANTI-VIBRATION									
62	A	6&8	All	1	1			C2OZ 7242-A	
61/	S	8	All		1			★B8S 7242-A	Not replaced
7246 INSULATOR - COLUMN SHIFT CONTROL SELECTOR LEVER									
60/64	A, S	6&8	All	1	1	1		B8S 7246-A	
60/	B, X	6&8	All	1		1			
7A247 SWITCH ASSY. - CONTROL SELECTOR NEUTRAL									
COLUMN SHIFT									
60	A	6&8	All	1				C0AF 7A247-D	(a)
61/62	A	6&8	All	1				C1AA 7A247-A	(a)
63/64	A-fixed column	6&8	All	1				C3AZ 7A247-N	(b)
63/64	A-moveable column	6&8	All	1				C3AZ 7A247-R	(b)
60	A	6&8	All		1			C0AF 7A247-E	(a)
61/62	A	6&8	All		1			C1AA 7A247-B	(a)
63/64	A	6&8	All		1			C3AZ 7A247-L	(b)
64/	A	6&8	All			1		C4AZ 7A247-C	Use with column or console shift-located on trans. assembly
62/64	B	6&8	All	1				C3OZ 7A247-A	
60	S	8	All		1			C0SF 7A217-A	(d)
61/62	S	8	All		1			C1SF 7A217-B	(d)
63	S	8	All		1			C3SZ 7A217-A	(d)
64	S	8	All		1			C4SZ 7A247-A	(d)
60/64	X	6&8	All	1				C0DF 7A217-A	Without back-up lights-2 terminals (a)
				1				C3DZ 7A217-A	With back-up lights- 4 terminals (a)
CONSOLE SHIFT									
63	A	8	All	1				C3AZ 7A247-K	(h)
62	A	8	All		1			C2AZ 7A247-C	(h)
63/64	A	8	All		1			C3AZ 7A247-M	(h)
									Attaching parts for switch assembly
				AR	AR	AR		42127-S(U248C)	(a) Screw-tapping-No.10-12 x 1/2"
				AR	AR	AR		52353-S(U303)	(b) Screw-tapping-No.10-12 x 5/8"
				AR	AR	AR		42120-S(U248)	(d) Screw-tapping-No.10-16 x 3/8"
				AR	AR	AR		357456-S(UU43)	(h) Screw-tapping-No.10-32 x 1/2"
7277 BOOT ASSY. - CONSOLE SHIFT CONTROL SELECTOR LINKAGE									
62/63	A	8	All	1	1			C3AZ 7277-A	
64	A	8	All		1			C4AZ 7277-C	

YEAR	MODEL	ENGINE		QUANTITY				PART NUMBER	PART NAME and DESCRIPTION
		CYL.	C.I.D.	F/M/2	C/M	C4			
7293 SPRING - COLUMN SHIFT CONTROL SELECTOR STOP									
60/	A,B	6&8	All	1	1	1		C2OZ 7293-B	1 1/8" free length-4 1/2 coils
64/	S	8	All		1				
60/	X	6&8	All	1				FDU 7293-A	1 1/2" free length-5 1/2 coils
61/63	S	8	All		1			C1SS 7293-B	1 1/4" free length-6 coils
7A297 SHAFT - SPEED CONTROL TO KICK DOWN CONTROL									
64	S	8	All		1			C4SZ 7A297-A	
7302 ARM and SUPPORT ASSY. - CONTROL SELECTOR LEVER									
63	A	"Before 2/11/63"	8	All	1			C3AZ 7302-C	
63	A	"From 2/11/63"	8	All	1			C3AZ 7302-F	
64	A		8	All	1	1			
62	A		8	All		1		C2AZ 7302-D	
63	A		8	All		1		C3AZ 7302-G	
60/61	S		8	All	1			B8S 7302-C	
60/63	X	6&8	All	1				C0DF 7302-B	
64/	X-column shift	6&8	All	1				C4DZ 7302-A	Includes 7341 insulator
7A306 HOUSING ASSY. - CONSOLE SHIFT CONTROL SELECTOR									
63	A-moveable column	8	All	1				C3AZ 7A306-C	(a)
63	A-fixed column	8	All	1				C3AZ 7A306-D	(a)
62	A	8	All		1			C2AZ 7A306-E	(a)
63	A-moveable column	8	All		1			C3AZ 7A306-B	(a)
63/64	A-fixed column	8	All		1			C3AZ 7A306-F	(a)
									Attaching parts for housing to cover plate or floor pan
					AR	AR		20308-S(B40)	(a) Bolt-1/4"-20 x 1/2" hex. head
					AR	AR		34805-S(X62)	(a) Washer-1/4"
7308 RETAINER - CONTROL SELECTOR TUBE ARM SPRING									
60/61	S	8	All		1			B8S 7308-A	
7318 BRACKET - CONTROL SELECTOR TUBE and STEERING COLUMN									
60/62	A	6&8	All	1	1			O1A 7318-A	
				2	2			20308-S(B40)	Bolt-1/4"-20 x 1/2"
				2	2			33795-S7(M49)	Nut-1/4"
				2	2			34805-S8(X62)	Lockwasher-1/4"
7323 SPACER - COLUMN SHIFT CONTROL SELECTOR CONNECTING ROD ADJUSTMENT									
60/	A	6&8	All	1	1	1		B9A 7323-A	
60/	B, X	6&8	All	1	1	1			
7325 ROD ASSY. - MANUAL CONTROL SELECTOR CONNECTING- Refer to Group 7326									

YEAR	MODEL	ENGINE		QUANTITY				PART NUMBER	PART NAME and DESCRIPTION
		CYL.	C.I.D.	F/M/2	C/M	C4			
7326 ROD - MANUAL CONTROL SELECTOR CONNECTING									
CONSOLE SHIFT									
61/62	A	6&8	All	1				C1AA 7326-H	(a)
63/64	A	6&8	All	1	1	1		C3AZ 7326-C	(e)
61/62	A	6&8	All	1				C1AA 7326-G	(a)
62/64	B	6&8	All	1	1			C2OZ 7326-D	(a)
60	S	8	All	1				B8S 7326-C	Approx. 13 1/4" long (b)
61/62	S	"Before 4/13/62"	8	All	1			C2SZ 7325-A	(c)
62	S	"From 4/13/62"	8	All	1			*C2SZ 7325-B	(b)-Not replaced
63	S	8	All	1				C3SZ 7325-A	(b)
64	S	8	All	1				C4SZ 7326-A	Approx. 14" long (b)
60/61	X	6	All	1				C0DD 7326-B	Approx. 9 3/16" long (a)
62/63	X	6&8	All	1				C2DZ 7326-B	Approx. 9 1/8" long (a)
64	X	6&8	All	1				C4DZ 7326-B	(a)
FLOOR OR CONSOLE SHIFT									
63	A	8	All	1				C3AZ 7326-J	(e)
62	A	8	All	1				C2AZ 7326-F	(e)
63	A	8	All	1				C3AZ 7326-G	(e)
64	A	8	All	1				C4AZ 7326-D	Approx. 15 1/2" long (e)
					AR	AR	AR	44722-S(X19)	(a) Washer-flat-5/16"
					AR	AR	AR	351341-S (XX351)	(a) Washer-spring-5/16"
					AR	AR	AR	72034-S(N45)	(a) Cotter pin-3/32"-1"
					AR	AR	AR	72015-S(N40)	(a) Cotter pin-1/16"-1"
							AR	33923-S(M32)	(b) Nut-5/16"-24
							AR	379930-S (MM173M)	(c) Nut-5/16"-18
							AR	354299-S (MM156)	(d) Nut-5/16"-24
					AR	AR	AR	356403-S (XX126)	(e) Washer-flat-5/16"
					AR	AR	AR	351341-S (XX351)	(e) Washer-spring-5/16"
					AR	AR	AR	352358-S (NN127)	(e) Cotter pin-self-locking-1/16"
7C331 SPRING - CONTROL SELECTOR ROD ANTI-RATTLE									
62/64	B	6&8	All	1				C2OZ 7C331-A	2 7/8" free length-18 coils
7C332 HOSE - OIL COOLER LINE									
63/	A, B	6&8	All			AR	AR	C3DZ 7C332-C	7 1/2" long-5/16" I.D. -1/2" O.D. -cut to required length
						1	1	C0AZ 8287-A	Clamp-1/2" dia.
						1	1	375416-S35	Clamp-1/4" dia.
7335 SLEEVE - CONTROL SELECTOR LEVER IMPACT									
60/	S	8	All	1				B8S 7335-A	
60/64	X	6&8	All	1					
7335 BUSHING - CONTROL SELECTOR TUBE BRACKET									
60/62	A	6&8	All	1	1			C0AA 7335-A	3/4" I.D. -7/8" O.D.
7C335 INSULATOR and BRACKET ASSY. - TRANSMISSION MOUNTING - UPPER									
62	S	8	All	1				*C2SZ 7C335-A	Not replaced
7336 SPACER - CONTROL SELECTOR TUBE									
60	S	8	All	1				B8S 7336-B	1 1/2" I.D. -1 13/16" flange O.D. -1" long-cup type

YEAR	MODEL	ENGINE		QUANTITY				PART NUMBER	PART NAME and DESCRIPTION
		CYL.	C.I.D.	F/M/2	C/M	C4			
7D340 CLIP - COLUMN SHIFT CONTROL SELECTOR DIAL RETAINING									
64/	A	6&8	All		1	1		C4AZ 7D340-A	
7343 BUSHING - CONTROL SELECTOR ARM - Also refer to 7343 Kit									
60/	A, S	6&8	All	1	1	1		C2AZ 7343-A	Column shift-5/16" I.D. -3/8" O.D. -3/8" long-nylon
60/64	B, X			1		1			
62/	A	6&8	All	1	1	1		C2AZ 7343-B	Floor or console shift-3/8" I.D. -7/16" O.D. -3/8" long-nylon
7343 KIT - CONTROL SELECTOR ARM BUSHING and INSULATOR									
60/63	A	6&8	All	1	1			B9AZ 7343-A	Consists of-(1) insulator & (1) bushing
60/	S	8	All		1				
62/64	B	6&8	All	1				C2OZ 7343-A	Consists of-(1) insulator & (1) bushing-use with column shift
60/	X	6&8	All	1				C3TZ 7343-A	Consists of (2) insulators & (2) bushings - use with column shift
7347 BEARING - CONTROL SELECTOR TUBE									
63	A	"Before 2/25/63"	6&8	All	1	1		C3AZ 7347-G	2 3/16" dia. -3/32" gap at locator tabs-5/8" wide
64/	A		6&8	All	1	1	1		
64/	B		6&8	All			1		
63	A	"From 2/25/63"	6&8	All	1	1		C3AZ 7347-B	2" dia. -(3) 1/4" dia. holes equally spaced-5/8" wide
64/	A, B		6&8	All		1	1		
64/	S		8	All		1		C4SZ 7347-A	
7A347 RETAINER - COLUMN SHIFT CONTROL SELECTOR LEVER PLUNGER									
63/	A	6&8	All	1	1	1		C0DF 7A347-A	
60/	B, X	6&8	All	1	1	1			
64/	S	8	All		1				
61/63	S	8	All		1			C1SS 7A347-A	
7353 SLEEVE - CONTROL SELECTOR SHIFT ROD ADJUSTMENT									
60/64	A, B, X-column shift	6&8	All	1	1	1		B9AA 7353-B	1 11/16" long-1/2"-20 thread at one end
62/64	A-floor shift	8	All	1	1			C1AA 7353-C	1 7/16" long-5/16"-24 thread at one end(b) Attaching parts for sleeve to rod
					1	1	1	33943-S8(M36)	(a) Nut-locking-1/2"-20
					1	1	1	34809-S8(X62)	(a) Lockwasher-1/2"
					1	1	1	354299-S (MM156)	(b) Nut-locking-5/16"-24
					1	1	1	372285-S (XX165)	(b) Washer-5/16"
7354 CLEVIS - CONTROL SELECTOR SHIFT ROD									
60	S	8	All		2			B8S 7354-B	
7361 PLUNGER - COLUMN SHIFT CONTROL SELECTOR LEVER									
60/	A, B, X	6&8	All	1	1	1		C0DF 7361-A	1 5/8" long
64/	S	8	All		1				
61/63	S	8	All		1			C1SS 7361-C	
60/	A, B, S	6&8	All	1	1	1		354861-S (XX137)	Spacer-13/32" I.D. -9/16" O.D.
7A373 ROD - ACCELERATOR BELLCRANK TO CARBURETOR									
60/64	B	"Before 3/31/64"	6	All	1			C3OZ 7A373-A	
64	B	"From 3/31/64"	6	All	1			C4OZ 7A373-A	12 7/8" long
61/64	X		6	All	1			C1DD 7A373-B	Use with vacuum throttle valve-12" long
7379 SPRING - CONTROL SELECTOR TUBE and ARM TORSION									
62/	B	6&8	All	1	1			C2OZ 7379-A	
60/	X	6&8	All	1				C0DF 7379-A	Approx. 2" free length-6 coils
62/	B	6&8	All	1	1			376322-S(XX284B)	Washer-flat-1 1/2"
				1	1			376253(XX281F)	Washer-flat-1 7/16"

YEAR	MODEL	ENGINE		QUANTITY				PART NUMBER	PART NAME and DESCRIPTION
		CYL.	C.I.D.	F/M/2	C/M	C4			
7B415 STUD - CONTROL SELECTOR CONNECTING ROD ADJUSTMENT									
61/64	S	8	All		1			C2SZ 7B415-A	(a)
					1			353862-S8(XX10)	(a) Washer-"C" type-5/16"
					1			351341-S8(XX351)	(a) Washer-spring-5/16"
7C431 BRACKET ASSY. - COLUMN SHIFT CONTROL SELECTOR BELLCRANK MOUNTING									
63	A	6	All	1				C3AZ 7C431-C	(a,c)
64	A	6	All	1	1	1		C4AZ 7C431-A	(a,c)
63/64	A	8	260,289	1	1	1		C3AZ 7D138-A	
63/64	A	8	352,390	1	1			C3AZ 7C431-D	(a,c)
					2	2	2	20348-S(B77)	(a) Bolt-3/8"-16 x 3/4" hex. head
					2	2	2	34807-S(X66)	(c) Lockwasher-3/8"
7A440 BUSHING - TRANSMISSION KICK DOWN LEVER and CONTROL ROD - Also refer to Group 7C484									
62/64	A,B,X	6&8	All	1	1	1		C2AZ 7A440-A	1/4" I.D.-5/16" O.D.-3/16" long
64/	S	8	All		1			C4SZ 7A440-A	1/4" I.D.-7/16" O.D.-3/8" long
7C441 PAWL and ROD ASSY. - CONSOLE SHIFT CONTROL SELECTOR LEVER									
62/64	A	8	All	1	1			C3AZ 7C441-B	
7C443 RETAINER - CONSOLE SHIFT CONTROL SELECTOR LEVER PAWL ASSEMBLY									
62/64	A	8	All	1	1			C2AZ 7C443-A	
7C444 SLIDE and INDICATOR ASSY. - CONSOLE SHIFT CONTROL SELECTOR DIAL									
62/64	A	8	All	1	1	1		C3AZ 7C444-A	
7C448 RETAINER - CONSOLE SHIFT CONTROL SELECTOR LEVER GUIDE PLATE									
62/64	A	8	All	1	1			C2AZ 7C448-A	3 11/16" x 5 3/8" x 9/32"
7C449 PLATE - CONSOLE SHIFT CONTROL SELECTOR LEVER									
62/64	A	8	All	1	1			C2AZ 7C449-A	8 11/16" x 5"
62/64	A	8	All	3	3			357456-S13(UU43)	Screw-No.10-32 x 1/2" tapping (plate to 7A306 housing)
7C484 BUSHING - TRANSMISSION KICK DOWN LEVER and CONTROL ROD									
64/	S	8	All		1			C4SZ 7C484-A	7/16" O.D. - 1/4" I.D. - 3/16" wide-flange type
7C488 BUTTON ASSY. - CONSOLE SHIFT CONTROL SELECTOR LEVER RELEASE									
62/64	A	8	All	1	1			C2AZ 7C488-A	Includes-spring, washer and snap ring
62/64	A	8	All	1	1			89447-S(U409)	Screw-1/4"-28 x 1/4" headless (retains button in handle)
7C490 SPRING - CONSOLE SHIFT CONTROL SELECTOR LEVER PARKING LOCK									
62/64	A	8	All	1	1			C2AZ 7C490-A	
7C491 SPRING - CONSOLE SHIFT CONTROL SELECTOR LEVER BUTTON RETURN									
62/64	A	8	All	1	1			C2AZ 7C491-A	
77205 DAMPER - CONTROL SELECTOR TUBE VIBRATION									
60/62	A	6&8	All	1	1			* AB 77205-A	Not replaced